

RESULTS

100 Metres Men - Preliminary Round

First 2 of each heat (Q) plus 6 fastest times (q) qualify to 1st Round

RECORDS	RESULT	NAME	COUNTRY	AGE	VENUE	DATE
World Record WR	9.58	Usain BOLT	JAM	23	Olympiastadion, Berlin (GER)	16 Aug 2009
Championships Record CR	9.58	Usain BOLT	JAM	23	Olympiastadion, Berlin (GER)	16 Aug 2009
World Leading WL	9.76	Fred KERLEY	USA	27	Hayward Field, Eugene, OR (USA)	24 Jun 2022
Area Record AR		National Record NR		Personal Best PB		Season Best SB

Heat 1 4 15 July 2022 12:24 START TIME 23° C TEMPERATURE 47 % HUMIDITY +0.5m/s WIND

PLACE	BIB	NAME	COUNTRY	DATE of BIRTH	LANE	RESULT	REACTION	Fn
1	2211	Cesar ALMIRON	PAR	6 Aug 01	2	10.49	Q	0.134
2	2311	Ildar AKHMADIEV	TJK	1 Mar 00	5	10.66	Q	0.122
3	2114	Noureddine HADID	LBN	28 Jan 93	7	10.68	q SB	0.128
4	1590	Shaun GILL	BIZ	9 Apr 93	3	10.76	q	0.118
5	2140	Hassan SAAID	MDV	4 Mar 92	6	10.77	q SB	0.139
6	1852	Scott James FITI	FSM	17 Jul 95	4	11.61	SB	0.153
7	1588	Mipham Yoezer GURUNG	BHU	24 Dec 99	8	11.86	PB	0.138

Heat 2 4 15 July 2022 12:34 START TIME 23° C TEMPERATURE 47 % HUMIDITY -0.1m/s WIND

PLACE	BIB	NAME	COUNTRY	DATE of BIRTH	LANE	RESULT	REACTION	Fn
1	1854	Ebrahima CAMARA	GAM	18 Sep 96	8	10.37	Q	0.125
2	1954	Lalu Muhammad ZOHRI	INA	1 Jul 00	3	10.46	Q SB	0.133
3	1564	Imranur RAHMAN	BAN	5 Jul 93	6	10.47	q	0.148
4	2330	Karalo Hepoiteloto MAIBUCA	TUV	10 Jun 99	2	11.46	SB	0.128
5	2214	Ignacio BLALUK	PLW	23 Nov 03	4	11.66	PB	0.130
6	2309	Nehumi TUIHALAMAKA	TGA	5 Jul 03	5	12.22	PB	0.142
2113		Ahmed AMAAR	LBA	24 Dec 97	7	DNS		

Heat 3 4 15 July 2022 12:41 START TIME 23° C TEMPERATURE 47 % HUMIDITY 0.0m/s WIND

PLACE	BIB	NAME	COUNTRY	DATE of BIRTH	LANE	RESULT	REACTION	Fn
1	1687	Lionel Tshimanga MUTEBA	COD	8 Jun 90	8	10.64	Q	0.139
2	1981	Hussein Ali AL KHAFAJI	IRQ	29 Jun 97	6	10.65	Q	0.126
3	2280	Francesco SANSOVINI	SMR	18 Jan 00	2	10.67	q	0.134
4	1938	Craig GILL	GIB	27 Jan 02	7	11.24 [.232]	SB	0.167
5	2106	Lataisi MWEA	KIR	26 Jul 00	4	11.43 [.424]		0.152
6	1524	Nathan CRUMPTON	ASA	9 Oct 85	5	11.71	SB	0.145
1949		Boubacar BARRY	GUI	10 Aug 02	3	DNS		



RESULTS
100 Metres Men - Preliminary Round

Heat 4 4 15 July 2022 12:48 START TIME 24° C TEMPERATURE 44 % HUMIDITY +1.1 m/s WIND

PLACE	BIB	NAME	COUNTRY	DATE of BIRTH	LANE	RESULT	REACTION	Fn
1	1951	Emanuel ARCHIBALD	GUY	9 Sep 94	2	10.31	Q	0.127
2	1522	Dorian KELETELA	ART	6 Feb 99	6	10.48	Q	0.153
3	1952	Melique GARCIA	HON	18 Jun 92	5	10.70	q SB	0.142
4	2045	Omar ABUROUSS	JOR	3 Mar 02	7	11.24 (.233)	SB	0.128
5	1501	Said GILANI	AFG	5 Feb 96	3	11.43 (.424)	SB	0.118
6	1688	Tikove PIIRA	COK	1 Apr 00	4	11.56	SB	0.152
1809		Ratu Banuve TABAKAUCORO	FIJ	4 Sep 92	8	DQ TR16.8		0.096

NOTE WA Rule TR16.8 - False start

ALL-TIME OUTDOOR TOP LIST				2022 OUTDOOR TOP LIST			
RESULT	NAME	VENUE	DATE	RESULT	NAME	VENUE	2022
9.58	Usain BOLT (JAM)	Olympiastadion, Berlin (GER)	16 Aug 09	9.76	Fred KERLEY (USA)	Hayward Field, Eugene, OR (USA)	24 Jun
9.69	Tyson GAY (USA)	Shanghai (CHN)	20 Sep 09	9.81	Trayvon BROMELL (USA)	Hayward Field, Eugene, OR (USA)	24 Jun
9.69	Yohan BLAKE (JAM)	Olympique de la Pontaise, Lausanne	23 Aug 12	9.85	Ferdinand OMANYALA (KEN)	International Sports Centre, Kasaran	7 May
9.72	Asafa POWELL (JAM)	Olympique de la Pontaise, Lausanne	2 Sep 08	9.85	Marvin BRACY (USA)	Hayward Field, Eugene, OR (USA)	24 Jun
9.74	Justin GATLIN (USA)	Ham bin Hamad Stadium, Doha (QAT)	15 May 15	9.85	Yohan BLAKE (JAM)	National Stadium, Kingston (JAM)	24 Jun
9.76	Christian COLEMAN (USA)	International Stadium, Doha (QAT)	28 Sep 19	9.86	Oblique SEVILLE (JAM)	National Stadium, Kingston (JAM)	21 May
9.76	Trayvon BROMELL (USA)	International Sports Centre, Kasaran	18 Sep 21	9.86	Micah WILLIAMS (USA)	John McDonnell Field, Fayetteville, AR (USA)	27 May
9.76	Fred KERLEY (USA)	Hayward Field, Eugene, OR (USA)	24 Jun 22	9.87	Christian COLEMAN (USA)	Hayward Field, Eugene, OR (USA)	24 Jun
9.77	Ferdinand OMANYALA (KEN)	International Sports Centre, Kasaran	18 Sep 21	9.90	Benjamin AZAMATI (GHA)	Reed A. Myers Stadium, Austin, TX (USA)	25 Mar
9.78	Nesta CARTER (JAM)	Stadio Guidobaldi, Rieti (ITA)	29 Aug 10	9.90	Elijah HALL (USA)	Hayward Field, Eugene, OR (USA)	24 Jun



RESULTS



100 Metres Men - Round 1

First 3 of each heat (Q) plus 3 fastest times (q) qualify to Semi-Final

RECORDS	RESULT	NAME	COUNTRY	AGE	VENUE	DATE
World Record WR	9.58	Usain BOLT	JAM	23	Olympiastadion, Berlin (GER)	16 Aug 2009
Championships Record CR	9.58	Usain BOLT	JAM	23	Olympiastadion, Berlin (GER)	16 Aug 2009
World Leading WL	9.76	Fred KERLEY	USA	27	Hayward Field, Eugene, OR (USA)	24 Jun 2022
Area Record AR		National Record NR		Personal Best PB		Season Best SB

Heat 1 **7** 15 July 2022 18:50 START TIME 28° C TEMPERATURE 41 % HUMIDITY -0.1m/s WIND

PLACE	BIB	NAME	COUNTRY	DATE OF BIRTH	LANE	RESULT	REACTION	Fn
1	2360	Marvin BRACY	USA	15 Dec 93	2	10.05	Q	0.115
2	2019	Ackeem BLAKE	JAM	21 Jan 02	5	10.15	[.144] Q	0.139
3	2176	Raymond EKEVWO	NGR	23 Mar 99	1	10.17	[.162] Q	0.116
4	1512	Cejhae GREENE	ANT	6 Oct 95	6	10.17	[.164]	0.135
5	1528	Rohan BROWNING	AUS	31 Dec 97	3	10.22	[.218]	0.109
6	1990	Chituru ALI	ITA	6 Apr 99	7	10.40		0.118
7	1954	Lalu Muhammad ZOHRI	INA	1 Jul 00	8	10.42	SB	0.116
8	2280	Francesco SANSOVINI	SMR	18 Jan 00	4	10.71		0.166

Heat 2 **7** 15 July 2022 18:57 START TIME 28° C TEMPERATURE 41 % HUMIDITY +0.1m/s WIND

PLACE	BIB	NAME	COUNTRY	DATE OF BIRTH	LANE	RESULT	REACTION	Fn
1	2389	Fred KERLEY	USA	7 May 95	4	9.79	Q	0.107
2	1875	Zharnel HUGHES	GBR	13 Jul 95	1	9.97	Q SB	0.134
3	2116	Emmanuel MATADI	LBR	15 Apr 91	8	9.99	Q	0.143
4	2175	Favour Oghene Tejiri ASHE	NGR	28 Apr 02	7	10.00	q	0.125
5	1675	Bingtian SU	CHN	29 Aug 89	2	10.15	[.142] q SB	0.134
6	2315	Jerod ELCOCK	TTO	30 Jul 98	3	10.22	[.215]	0.104
7	1951	Emanuel ARCHIBALD	GUY	9 Sep 94	6	10.24		0.123
8	2140	Hassan SAAID	MDV	4 Mar 92	5	10.83		0.177

Heat 3 **7** 15 July 2022 19:04 START TIME 28° C TEMPERATURE 41 % HUMIDITY +0.6m/s WIND

PLACE	BIB	NAME	COUNTRY	DATE OF BIRTH	LANE	RESULT	REACTION	Fn
1	2363	Trayvon BROMELL	USA	10 Jul 95	4	9.89	Q	0.136
2	1684	Arthur CISSÉ	CIV	29 Dec 96	2	10.02	Q SB	0.141
3	1610	Rodrigo DO NASCIMENTO	BRA	26 Sep 94	5	10.11	Q	0.124
4	1638	Jerome BLAKE	CAN	18 Aug 95	8	10.16		0.159
5	2283	Yupun ABEYKOON	SRI	31 Dec 94	1	10.19	[.187]	0.170
6	1854	Ebrahima CAMARA	GAM	18 Sep 96	3	10.48		0.140
7	2243	Femi OGUNODE	QAT	15 May 91	7	10.52	[.515] SB	0.167
8	1590	Shaun GILL	BIZ	9 Apr 93	6	10.77		0.127



RESULTS
100 Metres Men - Round 1

Heat 4 7 15 July 2022 19:11 START TIME 28° C TEMPERATURE 41 % HUMIDITY +0.2m/s WIND

PLACE	BIB	NAME	COUNTRY	DATE OF BIRTH	LANE	RESULT	REACTION	Fn
1	2039	Oblique SEVILLE	JAM	16 Mar 01	4	9.93	Q	0.137
2	1999	Lamont Marcell JACOBS	ITA	26 Sep 94	5	10.04 (.032)	Q SB	0.110
3	2067	Ryuichiro SAKAI	JPN	14 Mar 98	1	10.12 (.114)	Q	0.128
4	1886	Reece PRESCOD	GBR	29 Feb 96	8	10.15 (.145)		0.118
5	1928	Julian WAGNER	GER	18 Mar 98	2	10.21 (.201)		0.131
6	1706	Shainer RENGIFO MONTOYA	CUB	8 Apr 02	3	10.21 (.204)		0.115
7	1522	Dorian KELETELA	ART	6 Feb 99	6	10.52 (.513)		0.129
1564		Imranur RAHMAN	BAN	5 Jul 93	7	DNS		

NOTE Y BIB 1999 (Lamont Marcell JACOBS) - Unsporting manner / improper conduct

Heat 5 7 15 July 2022 19:19 START TIME 28° C TEMPERATURE 41 % HUMIDITY +1.1m/s WIND

PLACE	BIB	NAME	COUNTRY	DATE OF BIRTH	LANE	RESULT	REACTION	Fn
1	1599	Letsile TEBOGO	BOT	7 Jun 03	4	9.94	Q WU20R	0.143
2	2020	Yohan BLAKE	JAM	26 Dec 89	3	10.04 (.035)	Q	0.113
3	1639	Aaron BROWN	CAN	27 May 92	1	10.06	Q SB	0.141
4	2266	Akani SIMBINE	RSA	21 Sep 93	6	10.07	q	0.128
5	1555	Samson COLEBROOKE	BAH	10 May 97	2	10.23		0.125
6	1532	Jake DORAN	AUS	18 Jul 00	5	10.29		0.122
7	2211	Cesar ALMIRON	PAR	6 Aug 01	8	10.51		0.129
8	1952	Melique GARCIA	HON	18 Jun 92	7	10.88		0.177

NOTE Y BIB 1599 (Letsile TEBOGO) - Unsporting manner / improper conduct

Heat 6 7 15 July 2022 19:25 START TIME 28° C TEMPERATURE 41 % HUMIDITY +0.5m/s WIND

PLACE	BIB	NAME	COUNTRY	DATE OF BIRTH	LANE	RESULT	REACTION	Fn
1	2368	Christian COLEMAN	USA	6 Mar 96	3	10.08 (.071)	Q	0.122
2	1640	Andre DE GRASSE	CAN	10 Nov 94	2	10.12 (.111)	Q	0.128
3	1604	Erik CARDOSO	BRA	3 Mar 00	6	10.18 (.173)	Q	0.129
4	1934	Benjamin AZAMATI	GHA	14 Jan 98	4	10.18 (.180)		0.191
5	2257	Gift LEOTLELA	RSA	12 May 98	1	10.19 (.187)		0.124
6	2184	Udodi Chudi ONWUZURIKE	NGR	29 Jan 03	7	10.26		0.104
7	1981	Hussein Ali AL KHAFAJI	IRQ	29 Jun 97	5	10.55		0.137
8	2311	Ildar AKHMADIEV	TJK	1 Mar 00	8	10.85		0.114

Heat 7 7 15 July 2022 19:32 START TIME 28° C TEMPERATURE 41 % HUMIDITY -0.3m/s WIND

PLACE	BIB	NAME	COUNTRY	DATE OF BIRTH	LANE	RESULT	REACTION	Fn
1	2068	Abdul Hakim SANI BROWN	JPN	6 Mar 99	7	9.98	Q SB	0.112
2	2204	Edward OSEI-NKETIA	NZL	8 May 01	2	10.08 (.078)	Q NR	0.127
3	2100	Ferdinand OMANYALA	KEN	2 Jan 96	3	10.10	Q	0.132
4	1685	Ismael KONE	CIV	6 Nov 00	9	10.17 (.161)		0.125
5	1602	Felipe BARDI	BRA	8 Oct 98	6	10.22 (.218)		0.111
6	1933	Joseph Paul AMOAH	GHA	12 Jan 97	1	10.22 (.220)		0.141
7	2263	Clarence MUNYAI	RSA	20 Feb 98	8	10.47		0.115
8	1687	Lionel Tshimanga MUTEBA	COD	8 Jun 90	4	10.60		0.166
9	2114	Noureddine HADID	LBN	28 Jan 93	5	10.72		0.122



RESULTS
100 Metres Men - Round 1

ALL-TIME OUTDOOR TOP LIST				2022 OUTDOOR TOP LIST			
RESULT	NAME	VENUE	DATE	RESULT	NAME	VENUE	2022
9.58	Usain BOLT (JAM)	Olympiastadion, Berlin (GER)	16 Aug 09	9.76	Fred KERLEY (USA)	Hayward Field, Eugene, OR (USA)	24 Jun
9.69	Tyson GAY (USA)	Shanghai (CHN)	20 Sep 09	9.81	Trayvon BROMELL (USA)	Hayward Field, Eugene, OR (USA)	24 Jun
9.69	Yohan BLAKE (JAM)	Olympique de la Pontaise, Lausanne	23 Aug 12	9.85	Ferdinand OMANYALA (KEN)	International Sports Centre, Kasaran	7 May
9.72	Asafa POWELL (JAM)	Olympique de la Pontaise, Lausanne	2 Sep 08	9.85	Marvin BRACY (USA)	Hayward Field, Eugene, OR (USA)	24 Jun
9.74	Justin GATLIN (USA)	Ham bin Hamad Stadium, Doha (QAT)	15 May 15	9.85	Yohan BLAKE (JAM)	National Stadium, Kingston (JAM)	24 Jun
9.76	Christian COLEMAN (USA)	International Stadium, Doha (QAT)	28 Sep 19	9.86	Oblique SEVILLE (JAM)	National Stadium, Kingston (JAM)	21 May
9.76	Trayvon BROMELL (USA)	International Sports Centre, Kasaran	18 Sep 21	9.86	Micah WILLIAMS (USA)	John McDonnell Field, Fayetteville, AR (USA)	27 May
9.76	Fred KERLEY (USA)	Hayward Field, Eugene, OR (USA)	24 Jun 22	9.87	Christian COLEMAN (USA)	Hayward Field, Eugene, OR (USA)	24 Jun
9.77	Ferdinand OMANYALA (KEN)	International Sports Centre, Kasaran	18 Sep 21	9.90	Benjamin AZAMATI (GHA)	George A. Myers Stadium, Austin, TX (USA)	25 Mar
9.78	Nesta CARTER (JAM)	Stadio Guidobaldi, Rieti (ITA)	29 Aug 10	9.90	Elijah HALL (USA)	Hayward Field, Eugene, OR (USA)	24 Jun

RESULTS



100 Metres Men - Semi-Final

First 2 of each heat (Q) plus 2 fastest times (q) qualify to Final

RECORDS	RESULT	NAME	COUNTRY	AGE	VENUE	DATE
World Record WR	9.58	Usain BOLT	JAM	23	Olympiastadion, Berlin (GER)	16 Aug 2009
Championships Record CR	9.58	Usain BOLT	JAM	23	Olympiastadion, Berlin (GER)	16 Aug 2009
World Leading WL	9.76	Fred KERLEY	USA	27	Hayward Field, Eugene, OR (USA)	24 Jun 2022
Area Record AR		National Record NR		Personal Best PB		Season Best SB

Heat 1 3 16 July 2022 18:01 START TIME 23° C TEMPERATURE 66 % HUMIDITY +0.3m/s WIND

PLACE	BIB	NAME	COUNTRY	DATE of BIRTH	LANE	RESULT	REACTION	Fn
1	2266	Akani SIMBINE	RSA	21 Sep 93	2	9.97 (.966) Q SB	0.108	
2	2363	Trayvon BROMELL	USA	10 Jul 95	3	9.97 (.967) Q	0.121	
3	2068	Abdul Hakim SANI BROWN	JPN	6 Mar 99	6	10.05 (.044) q	0.124	
4	2020	Yohan BLAKE	JAM	26 Dec 89	4	10.12 (.111)	0.141	
5	2116	Emmanuel MATADI	LBR	15 Apr 91	8	10.12 (.113)	0.135	
6	1684	Arthur CISSÉ	CIV	29 Dec 96	5	10.16	0.129	
7	1610	Rodrigo DO NASCIMENTO	BRA	26 Sep 94	7	10.19 (.185)	0.122	
8	2176	Raymond EKEVWO	NGR	23 Mar 99	1	10.20	0.128	

Heat 2 3 16 July 2022 18:07 START TIME 23° C TEMPERATURE 66 % HUMIDITY +0.1m/s WIND

PLACE	BIB	NAME	COUNTRY	DATE of BIRTH	LANE	RESULT	REACTION	Fn
1	2389	Fred KERLEY	USA	7 May 95	3	10.02 Q	0.129	
2	2368	Christian COLEMAN	USA	6 Mar 96	5	10.05 (.042) Q	0.118	
3	1875	Zharnel HUGHES	GBR	13 Jul 95	6	10.13	0.121	
4	2019	Ackeem BLAKE	JAM	21 Jan 02	8	10.19 (.190)	0.138	
5	1640	Andre DE GRASSE	CAN	10 Nov 94	7	10.21	0.146	
6	2067	Ryuichiro SAKAI	JPN	14 Mar 98	1	10.23	0.130	
7	2204	Edward OSEI-NKETIA	NZL	8 May 01	4	10.29	0.142	
8	1675	Bingtian SU	CHN	29 Aug 89	2	10.30	0.133	

Heat 3 3 16 July 2022 18:14 START TIME 23° C TEMPERATURE 66 % HUMIDITY -0.1m/s WIND

PLACE	BIB	NAME	COUNTRY	DATE of BIRTH	LANE	RESULT	REACTION	Fn
1	2039	Oblique SEVILLE	JAM	16 Mar 01	6	9.90 Q	0.128	
2	2360	Marvin BRACY	USA	15 Dec 93	3	9.93 Q	0.123	
3	1639	Aaron BROWN	CAN	27 May 92	8	10.06 q SB	0.138	
4	2175	Favour Oghene Tejiri ASHE	NGR	28 Apr 02	2	10.12 (.118)	0.135	
5	2100	Ferdinand OMANYALA	KEN	2 Jan 96	7	10.14	0.138	
6	1604	Erik CARDOSO	BRA	3 Mar 00	1	10.15	0.141	
7	1599	Letsile TEBOGO	BOT	7 Jun 03	5	10.17	0.146	
	1999	Lamont Marcell JACOBS	ITA	26 Sep 94	4	DNS		



RESULTS
100 Metres Men - Semi-Final

ALL-TIME OUTDOOR TOP LIST				2022 OUTDOOR TOP LIST			
RESULT	NAME	VENUE	DATE	RESULT	NAME	VENUE	2022
9.58	Usain BOLT (JAM)	Olympiastadion, Berlin (GER)	16 Aug 09	9.76	Fred KERLEY (USA)	Hayward Field, Eugene, OR (USA)	24 Jun
9.69	Tyson GAY (USA)	Shanghai (CHN)	20 Sep 09	9.81	Trayvon BROMELL (USA)	Hayward Field, Eugene, OR (USA)	24 Jun
9.69	Yohan BLAKE (JAM)	Olympique de la Pontaise, Lausanne	23 Aug 12	9.85	Ferdinand OMANYALA (KEN)	International Sports Centre, Kasaran	7 May
9.72	Asafa POWELL (JAM)	Olympique de la Pontaise, Lausanne	2 Sep 08	9.85	Marvin BRACY (USA)	Hayward Field, Eugene, OR (USA)	24 Jun
9.74	Justin GATLIN (USA)	Ham bin Hamad Stadium, Doha (QAT)	15 May 15	9.85	Yohan BLAKE (JAM)	National Stadium, Kingston (JAM)	24 Jun
9.76	Christian COLEMAN (USA)	International Stadium, Doha (QAT)	28 Sep 19	9.86	Oblique SEVILLE (JAM)	National Stadium, Kingston (JAM)	21 May
9.76	Trayvon BROMELL (USA)	International Sports Centre, Kasaran	18 Sep 21	9.86	Micah WILLIAMS (USA)	John McDonnell Field, Fayetteville, AR (USA)	27 May
9.76	Fred KERLEY (USA)	Hayward Field, Eugene, OR (USA)	24 Jun 22	9.87	Christian COLEMAN (USA)	Hayward Field, Eugene, OR (USA)	24 Jun
9.77	Ferdinand OMANYALA (KEN)	International Sports Centre, Kasaran	18 Sep 21	9.90	Benjamin AZAMATI (GHA)	Reed A. Myers Stadium, Austin, TX (USA)	25 Mar
9.78	Nesta CARTER (JAM)	Stadio Guidobaldi, Rieti (ITA)	29 Aug 10	9.90	Elijah HALL (USA)	Hayward Field, Eugene, OR (USA)	24 Jun

RESULTS

100 Metres Men - Final



RECORDS	RESULT	NAME	COUNTRY	AGE	VENUE	DATE
World Record WR	9.58	Usain BOLT	JAM	23	Olympiastadion, Berlin (GER)	16 Aug 2009
Championships Record CR	9.58	Usain BOLT	JAM	23	Olympiastadion, Berlin (GER)	16 Aug 2009
World Leading WL	9.76	Fred KERLEY	USA	27	Hayward Field, Eugene, OR (USA)	24 Jun 2022
Area Record AR		National Record NR		Personal Best PB		Season Best SB

16 July 2022 19:50 START TIME

23° C TEMPERATURE 66 % HUMIDITY

-0.1m/s WIND

PLACE	BIB	NAME	COUNTRY	DATE of BIRTH	LANE	RESULT	REACTION	Fn
1	2389	Fred KERLEY	USA	7 May 95	4	9.86	0.119	
2	2360	Marvin BRACY	USA	15 Dec 93	3	9.88 (.874)	0.118	
3	2363	Trayvon BROMELL	USA	10 Jul 95	8	9.88 (.876)	0.110	
4	2039	Oblique SEVILLE	JAM	16 Mar 01	6	9.97	0.154	
5	2266	Akani SIMBINE	RSA	21 Sep 93	5	10.01 (.003)	0.129	
6	2368	Christian COLEMAN	USA	6 Mar 96	7	10.01 (.005)	0.104	
7	2068	Abdul Hakim SANI BROWN	JPN	6 Mar 99	1	10.06	0.147	
8	1639	Aaron BROWN	CAN	27 May 92	2	10.07	0.155	

ALL-TIME OUTDOOR TOP LIST

RESULT	NAME	VENUE	DATE
9.58	Usain BOLT (JAM)	Olympiastadion, Berlin (GER)	16 Aug 09
9.69	Tyson GAY (USA)	Shanghai (CHN)	20 Sep 09
9.69	Yohan BLAKE (JAM)	Olympique de la Pontaise, Lausanne	23 Aug 12
9.72	Asafa POWELL (JAM)	Olympique de la Pontaise, Lausanne	2 Sep 08
9.74	Justin GATLIN (USA)	Sin bin Hamad Stadium, Doha (QAT)	15 May 15
9.76	Christian COLEMAN (USA)	National Stadium, Doha (QAT)	28 Sep 19
9.76	Trayvon BROMELL (USA)	National Sports Centre, Kasaran	18 Sep 21
9.76	Fred KERLEY (USA)	Hayward Field, Eugene, OR (USA)	24 Jun 22
9.77	Ferdinand OMANYALA (KEN)	National Sports Centre, Kasaran	18 Sep 21
9.78	Nesta CARTER (JAM)	Stadio Guidobaldi, Rieti (ITA)	29 Aug 10

2022 OUTDOOR TOP LIST

RESULT	NAME	VENUE	2022
9.76	Fred KERLEY (USA)	Hayward Field, Eugene, OR (USA)	24 Jun
9.81	Trayvon BROMELL (USA)	Hayward Field, Eugene, OR (USA)	24 Jun
9.85	Ferdinand OMANYALA (KEN)	National Sports Centre, Kasaran	7 May
9.85	Marvin BRACY (USA)	Hayward Field, Eugene, OR (USA)	24 Jun
9.85	Yohan BLAKE (JAM)	National Stadium, Kingston (JAM)	24 Jun
9.86	Oblique SEVILLE (JAM)	National Stadium, Kingston (JAM)	21 May
9.86	Micah WILLIAMS (USA)	John McDonnell Field, Fayetteville, AR (USA)	27 May
9.87	Christian COLEMAN (USA)	Hayward Field, Eugene, OR (USA)	24 Jun
9.90	Benjamin AZAMATI (GHA)	Reynolds A. Myers Stadium, Austin, TX (USA)	25 Mar
9.90	Elijah HALL (USA)	Hayward Field, Eugene, OR (USA)	24 Jun



RESULTS



200 Metres Men - Round 1

First 3 of each heat (Q) plus 3 fastest times (q) qualify to Semi-Final

BIB 1511 CORRECTION OF YELLOW CARD NOTE

RECORDS	RESULT	NAME	COUNTRY	AGE	VENUE	DATE
World Record WR	19.19	Usain BOLT	JAM	23	Olympiastadion, Berlin (GER)	20 Aug 2009
Championships Record CR	19.19	Usain BOLT	JAM	23	Olympiastadion, Berlin (GER)	20 Aug 2009
World Leading WL	19.49	Erriyon KNIGHTON	USA	18	LSU Bernie Moore Stadium, Baton Rouge, L	30 Apr 2022

Area Record AR	National Record NR	Personal Best PB	Season Best SB
------------------------------	----------------------------------	--------------------------------	------------------------------

Heat 1 7

18 July 2022 17:05 START TIME

26° C TEMPERATURE
45 % HUMIDITY

+1.0m/s
WIND

PLACE	BIB	NAME	COUNTRY	DATE of BIRTH	LANE	RESULT	REACTION	Fn
1	2115	Joseph FAHNBULLEH	LBR	11 Sep 01	4	20.12 Q	0.123	
2	2074	Koki UEYAMA	JPN	15 May 99	7	20.26 Q PB	0.127	
3	1638	Jerome BLAKE	CAN	18 Aug 95	5	20.30 (.295) Q	0.126	
4	1867	Joe FERGUSON	GBR	3 May 00	8	20.33 q	0.151	
5	1933	Joseph Paul AMOAH	GHA	12 Jan 97	6	20.40 SB	0.145	
6	1626	Lucas RODRIGUES DA SILVA	BRA	5 Jul 01	2	20.90	0.128	
	2215	Terrence TALIO	PNG	18 Apr 94	3	DQ TR17.3.1	0.146	

NOTE WA Rule TR17.3.1 - Lane infringement

INTERMEDIATE TIMES
100 m 10.49 Koki UEYAMA

Heat 2 7

18 July 2022 17:12 START TIME

26° C TEMPERATURE
45 % HUMIDITY

0.0m/s
WIND

PLACE	BIB	NAME	COUNTRY	DATE of BIRTH	LANE	RESULT	REACTION	Fn
1	2320	Jereem RICHARDS	TTO	13 Jan 94	3	20.35 (.344) Q	0.136	
2	1639	Aaron BROWN	CAN	27 May 92	5	20.60 (.594) Q	0.138	
3	2052	Shota IIZUKA	JPN	25 Jun 91	4	20.72 (.717) Q	0.130	
4	2259	Shaun MASWANGANYI	RSA	1 Feb 01	8	20.79	0.151	
5	1724	Simon HANSEN	DEN	30 Jun 98	2	20.80 (.793)	0.128	
5	1706	Shainer RENGIFO MONTOYA	CUB	8 Apr 02	7	20.80 (.793)	0.117	
7	1950	Joseph GREEN	GUM	01	6	22.04	0.164	

INTERMEDIATE TIMES
100 m 10.43 Shaun MASWANGANYI

Heat 3 7

18 July 2022 17:21 START TIME

26° C TEMPERATURE
45 % HUMIDITY

+2.1m/s
WIND

PLACE	BIB	NAME	COUNTRY	DATE of BIRTH	LANE	RESULT	REACTION	Fn
1	2396	Erriyon KNIGHTON	USA	29 Jan 04	3	20.01 (.008) Q	0.174	
2	2247	Luxolo ADAMS	RSA	1 Aug 96	6	20.10 Q	0.127	
3	1882	Nethaneel MITCHELL-BLAKE	GBR	2 Apr 94	8	20.11 Q	0.129	
4	1738	Yancarlos MARTÍNEZ	DOM	8 Aug 92	7	20.13 q	0.146	
5	2021	Akeem BLOOMFIELD	JAM	10 Nov 97	2	20.56	0.166	
6	2305	Sibusiso MATSENJWA	SWZ	2 May 88	5	20.60 (.600)	0.161	
7	2439	Tinotenda MATIYENGA	ZIM	9 Jul 99	4	20.72 (.720)	0.146	

INTERMEDIATE TIMES
100 m 10.36 Erriyon KNIGHTON



RESULTS
200 Metres Men - Round 1

BIB 1511 CORRECTION OF YELLOW CARD NOTE

Heat 4 7 18 July 2022 17:28 START TIME 26° C TEMPERATURE 45 % HUMIDITY +0.5m/s WIND

PLACE	BIB	NAME	COUNTRY	DATE of BIRTH	LANE	RESULT	REACTION	Fn
1	1740	Alexander OGANDO	DOM	3 May 00	6	20.01 (.008) Q	NR	0.141
2	2355	Kenneth BEDNAREK	USA	14 Oct 98	2	20.35 (.345) Q		0.139
3	2340	Tarsis Gracious OROGOT	UGA	24 Nov 02	3	20.44 (.432) Q		0.158
4	1995	Eseosa Fostine DESALU	ITA	19 Feb 94	4	20.63		0.123
5	1830	Mouhamadou FALL	FRA	25 Feb 92	7	20.83		0.133
6	1697	Hachim MAAROUFOU	COM	13 Feb 97	5	20.91		0.157
	1511	Y Marcos SANTOS	ANG	15 Jan 04	8	DQ TR17.3.1		

NOTE WA Rule TR17.3.1 - Lane infringement
Y BIB 1511 (Marcos SANTOS) - CR18.5 - Unsporting manner / improper conduct

INTERMEDIATE TIMES
100 m 10.59 Alexander OGANDO

Heat 5 7 18 July 2022 17:35 START TIME 26° C TEMPERATURE 45 % HUMIDITY +0.4m/s WIND

PLACE	BIB	NAME	COUNTRY	DATE of BIRTH	LANE	RESULT	REACTION	Fn
1	2389	Fred KERLEY	USA	7 May 95	4	20.17 Q		0.137
2	2250	Sinesipho DAMBILE	RSA	2 Mar 02	5	20.29 (.283) Q	PB	0.134
3	2184	Udodi Chudi ONWUZURIKE	NGR	29 Jan 03	7	20.34 Q		0.134
4	2020	Yohan BLAKE	JAM	26 Dec 89	3	20.35 (.346) q		0.124
5	2294	William REAIS	SUI	4 May 99	6	20.71	SB	0.156
6	1546	Aidan MURPHY	AUS	14 Oct 03	2	20.75		0.144
	1686	Emmanuel ESEME	CMR	17 Aug 93	8	DNS		

INTERMEDIATE TIMES
100 m 10.48 Udodi Chudi ONWUZURIKE

Heat 6 7 18 July 2022 17:41 START TIME 26° C TEMPERATURE 45 % HUMIDITY +1.0m/s WIND

PLACE	BIB	NAME	COUNTRY	DATE of BIRTH	LANE	RESULT	REACTION	Fn
1	2012	Filippo TORTU	ITA	15 Jun 98	5	20.18 Q		0.148
2	1853	Guy MAGANGA GORRA	GAB	18 Mar 93	8	20.44 (.431) Q	NR	0.150
3	1540	Calab LAW	AUS	31 Dec 03	4	20.50 Q	PB	0.133
4	1868	L Adam GEMILI	GBR	6 Oct 93	3	20.60 (.596)		0.133
5	2210	Alonso EDWARD	PAN	8 Dec 89	7	22.08		0.129
	1640	Andre DE GRASSE	CAN	10 Nov 94	2	DNS		
	2060	Yuki KOIKE	JPN	13 May 95	6	DNS		

NOTE L BIB 1868 (Adam GEMILI) - TR17.4.3

INTERMEDIATE TIMES
100 m 10.52 Adam GEMILI



RESULTS
200 Metres Men - Round 1

BIB 1511 CORRECTION OF YELLOW CARD NOTE

Heat 7 7

18 July 2022 17:48 START TIME 26° C TEMPERATURE 45 % HUMIDITY

-0.3m/s WIND

PLACE	BIB	NAME	COUNTRY	DATE of BIRTH	LANE	RESULT	REACTION	Fn
1	2400	Noah LYLES	USA	18 Jul 97	3	19.98	Q	0.189
2	2025	Rasheed DWYER	JAM	29 Jan 89	6	20.29 (.288)	Q SB	0.140
3	1681	L Zhenye XIE	CHN	17 Aug 93	7	20.30 (.298)	Q	0.159
4	1893	Owen ANSAH	GER	28 Nov 00	2	20.52		0.136
5	2317	Eric HARRISON JR.	TTO	18 Feb 99	8	20.54		0.110
6	1631	Lucas VILAR	BRA	10 Mar 01	5	20.65	SB	0.161
7	1712	Jan JIRKA	CZE	5 Oct 93	4	20.73		0.132

NOTE L BIB 1681 (Zhenye XIE) - TR17.4.3

INTERMEDIATE TIMES
100 m 10.44 Rasheed DWYER

ALL-TIME OUTDOOR TOP LIST				2022 OUTDOOR TOP LIST			
RESULT	NAME	VENUE	DATE	RESULT	NAME	VENUE	2022
19.19	Usain BOLT (JAM)	Olympiastadion, Berlin (GER)	20 Aug 09	19.49	Erriyon KNIGHTON (USA)	ernie Moore Stadium, Baton Rouge, L	30 Apr
19.26	Yohan BLAKE (JAM)	Boudewijnstadion, Bruxelles (BEL)	16 Sep 11	19.61	Noah LYLES (USA)	Icahn Stadium, New York, NY (USA)	12 Jun
19.32	Michael JOHNSON (USA)	mpic Stadium, Atlanta, GA (USA)	1 Aug 96	19.63	Reynier MENA (CUB)	Stade de La Charrière, La Chaux-de-Fonds	3 Jul
19.49	Erriyon KNIGHTON (USA)	Moore Stadium, Baton Rouge, L	30 Apr 22	19.80	Fred KERLEY (USA)	Hilmer Lodge Stadium, Walnut, CA (USA)	16 Apr
19.50	Noah LYLES (USA)	de Olympique de la Pontaise, Lausanne	5 Jul 19	19.82	Luxolo ADAMS (RSA)	Stade Charléty, Paris (FRA)	18 Jun
19.53	Walter DIX (USA)	Boudewijnstadion, Bruxelles (BEL)	16 Sep 11	19.83	Michael NORMAN (USA)	ilmer Lodge Stadium, Walnut, CA (USA)	16 Apr
19.57	Justin GATLIN (USA)	Hayward Field, Eugene, OR (USA)	28 Jun 15	19.83	Joseph FAHNBULLEH (LBR)	Hayward Field, Eugene, OR (USA)	10 Jun
19.58	Tyson GAY (USA)	Icahn Stadium, New York, NY (USA)	30 May 09	19.83	Jereem RICHARDS (TTO)	ely Crawford Stadium, Port-of-Spain (26 Jun
19.62	Andre DE GRASSE (CAN)	National Stadium, Tokyo (JPN)	4 Aug 21	19.87	Kenneth BEDNAREK (USA)	Hayward Field, Eugene, OR (USA)	26 Jun
19.63	Xavier CARTER (USA)	lympique de la Pontaise, Lausanne	11 Jul 06	19.89	Gary Noa Jerrel BIBI (MRI)	Stadium Municipal, Albi (FRA)	10 Jul
19.63	Reynier MENA (CUB)	de La Charrière, La Chaux-de-Fonds	3 Jul 22				



RESULTS

200 Metres Men - Semi-Final

First 2 of each heat (Q) plus 2 fastest times (q) qualify to Final

CORRECTION OF THE WU20R

RECORDS	RESULT	NAME	COUNTRY	AGE	VENUE	DATE
World Record WR	19.19	Usain BOLT	JAM	23	Olympiastadion, Berlin (GER)	20 Aug 2009
Championships Record CR	19.19	Usain BOLT	JAM	23	Olympiastadion, Berlin (GER)	20 Aug 2009
World Leading WL	19.49	Erriyon KNIGHTON	USA	18	LSU Bernie Moore Stadium, Baton Rouge, L	30 Apr 2022

Area Record AR	National Record NR	Personal Best PB	Season Best SB
-----------------------	---------------------------	-------------------------	-----------------------

Heat 1
3

19 July 2022 18:50 START TIME

31° C TEMPERATURE 37 % HUMIDITY

-0.1m/s WIND

PLACE	BIB	NAME	COUNTRY	DATE of BIRTH	LANE	RESULT	REACTION	Fn
1	1740	Alexander OGANDO	DOM	3 May 00	3	19.91	Q NR 0.128	
2	2115	Joseph FAHNBULLEH	LBR	11 Sep 01	4	19.92	Q 0.144	
3	1638	Jerome BLAKE	CAN	18 Aug 95	8	20.29	0.139	
4	1882	Nethaneel MITCHELL-BLAKE	GBR	2 Apr 94	7	20.30	0.135	
5	2250	Sinesipho DAMBILE	RSA	2 Mar 02	5	20.47	0.146	
6	2389	Fred KERLEY	USA	7 May 95	6	20.68	0.123	
7	2052	Shota IIZUKA	JPN	25 Jun 91	2	20.77	0.129	
2020		Yohan BLAKE	JAM	26 Dec 89	1	DNS		

INTERMEDIATE TIMES

100 m 10.46 Alexander OGANDO

Heat 2
3

19 July 2022 19:02 START TIME

30° C TEMPERATURE 42 % HUMIDITY

+1.1m/s WIND

PLACE	BIB	NAME	COUNTRY	DATE of BIRTH	LANE	RESULT	REACTION	Fn
1	2400	Noah LYLES	USA	18 Jul 97	5	19.62	Q 0.135	
2	2355	Kenneth BEDNAREK	USA	14 Oct 98	4	19.84	Q SB 0.156	
3	2320	Jereem RICHARDS	TTO	13 Jan 94	3	19.86	q 0.122	
4	2247	Luxolo ADAMS	RSA	1 Aug 96	6	20.09	q 0.124	
5	2340	Tarsis Gracious OROGOT	UGA	24 Nov 02	1	20.35	0.181	
6	2184	Udodi Chudi ONWUZURIKE	NGR	29 Jan 03	7	20.39	0.122	
7	1867	Joe FERGUSON	GBR	3 May 00	2	20.52	0.146	
8	1853	Guy MAGANGA GORRA	GAB	18 Mar 93	8	20.65	0.165	

INTERMEDIATE TIMES

100 m 10.36 Noah LYLES

Heat 3
3

19 July 2022 19:11 START TIME

30° C TEMPERATURE 42 % HUMIDITY

+0.3m/s WIND

PLACE	BIB	NAME	COUNTRY	DATE of BIRTH	LANE	RESULT	REACTION	Fn
1	2396	Erriyon KNIGHTON	USA	29 Jan 04	4	19.77	Q 0.147	
2	1639	Aaron BROWN	CAN	27 May 92	8	20.10 (.096)	Q 0.152	
3	2012	Filippo TORTU	ITA	15 Jun 98	5	20.10 (.099)	PB 0.146	
4	1738	Yancarlos MARTÍNEZ	DOM	8 Aug 92	2	20.21	SB 0.116	
5	1681	Zhenye XIE	CHN	17 Aug 93	7	20.41	0.148	
6	2074	Koki UEYAMA	JPN	15 May 99	6	20.48	0.129	
7	1540	Calab LAW	AUS	31 Dec 03	1	20.72	0.127	
8	2025	Rasheed DWYER	JAM	29 Jan 89	3	20.87	0.131	

INTERMEDIATE TIMES

100 m 10.27 Erriyon KNIGHTON

RESULTS
200 Metres Men - Semi-Final
CORRECTION OF THE WU20R

ALL-TIME OUTDOOR TOP LIST				2022 OUTDOOR TOP LIST			
RESULT	NAME	VENUE	DATE	RESULT	NAME	VENUE	2022
19.19	Usain BOLT (JAM)	Olympiastadion, Berlin (GER)	20 Aug 09	19.49	Erriyon KNIGHTON (USA)	ernie Moore Stadium, Baton Rouge, L	30 Apr
19.26	Yohan BLAKE (JAM)	Boudewijnstadion, Bruxelles (BEL)	16 Sep 11	19.61	Noah LYLES (USA)	Icahn Stadium, New York, NY (USA)	12 Jun
19.32	Michael JOHNSON (USA)	mpic Stadium, Atlanta, GA (USA)	1 Aug 96	19.63	Reynier MENA (CUB)	Stade de La Charrière, La Chaux-de-Fonds	3 Jul
19.49	Erriyon KNIGHTON (USA)	Moore Stadium, Baton Rouge, L	30 Apr 22	19.80	Fred KERLEY (USA)	Hilmer Lodge Stadium, Walnut, CA (USA)	16 Apr
19.50	Noah LYLES (USA)	de Olympique de la Pontaise, Lausanne	5 Jul 19	19.82	Luxolo ADAMS (RSA)	Stade Charléty, Paris (FRA)	18 Jun
19.53	Walter DIX (USA)	Boudewijnstadion, Bruxelles (BEL)	16 Sep 11	19.83	Michael NORMAN (USA)	ilmer Lodge Stadium, Walnut, CA (USA)	16 Apr
19.57	Justin GATLIN (USA)	Hayward Field, Eugene, OR (USA)	28 Jun 15	19.83	Joseph FAHNBULLEH (LBR)	Hayward Field, Eugene, OR (USA)	10 Jun
19.58	Tyson GAY (USA)	Icahn Stadium, New York, NY (USA)	30 May 09	19.83	Jereem RICHARDS (TTO)	ely Crawford Stadium, Port-of-Spain (26 Jun
19.62	Andre DE GRASSE (CAN)	National Stadium, Tokyo (JPN)	4 Aug 21	19.84	Kenneth BEDNAREK (USA)	Oregon	19 Jul
19.63	Xavier CARTER (USA)	de Olympique de la Pontaise, Lausanne	11 Jul 06	19.89	Gary Noa Jerrel BIBI (MRI)	Stadium Municipal, Albi (FRA)	10 Jul
19.63	Reynier MENA (CUB)	de La Charrière, La Chaux-de-Fonds	3 Jul 22				

RESULTS




200 Metres Men - Final

RECORDS	RESULT	NAME	COUNTRY	AGE	VENUE	DATE
World Record WR	19.19	Usain BOLT	JAM	23	Olympiastadion, Berlin (GER)	20 Aug 2009
Championships Record CR	19.19	Usain BOLT	JAM	23	Olympiastadion, Berlin (GER)	20 Aug 2009
World Leading WL	19.31	Noah LYLES	USA	25	Oregon	21 Jul 2022
Area Record AR		National Record NR		Personal Best PB		Season Best SB

21 July 2022 19:50 START TIME

25° C TEMPERATURE 57 % HUMIDITY

 +0.4m/s WIND

PLACE	BIB	NAME	COUNTRY	DATE of BIRTH	LANE	RESULT	REACTION	Fn
1	2400	Noah LYLES	USA	18 Jul 97	6	19.31	WL 0.141	
2	2355	Kenneth BEDNAREK	USA	14 Oct 98	5	19.77	SB 0.143	
3	2396	Erriyon KNIGHTON	USA	29 Jan 04	3	19.80	0.153	
4	2115	Joseph FAHNBULLEH	LBR	11 Sep 01	7	19.84	0.151	
5	1740	Alexander OGANDO	DOM	3 May 00	4	19.93	0.127	
6	2320	Jereem RICHARDS	TTO	13 Jan 94	2	20.08	0.124	
7	1639	Aaron BROWN	CAN	27 May 92	8	20.18	0.143	
8	2247	Luxolo ADAMS	RSA	1 Aug 96	1	20.47	0.118	

INTERMEDIATE TIMES

100 m 10.15 Noah LYLES

ALL-TIME OUTDOOR TOP LIST

RESULT	NAME	VENUE	DATE
19.19	Usain BOLT (JAM)	Olympiastadion, Berlin (GER)	20 Aug 09
19.26	Yohan BLAKE (JAM)	Boudewijnstadion, Bruxelles (BEL)	16 Sep 11
19.31	Noah LYLES (USA)	Oregon	21 Jul 22
19.32	Michael JOHNSON (USA)	Spic Stadium, Atlanta, GA (USA)	1 Aug 96
19.49	Erriyon KNIGHTON (USA)	Moore Stadium, Baton Rouge, L	30 Apr 22
19.53	Walter DIX (USA)	Boudewijnstadion, Bruxelles (BEL)	16 Sep 11
19.57	Justin GATLIN (USA)	Hayward Field, Eugene, OR (USA)	28 Jun 15
19.58	Tyson GAY (USA)	Icahn Stadium, New York, NY (USA)	30 May 09
19.62	Andre DE GRASSE (CAN)	National Stadium, Tokyo (JPN)	4 Aug 21
19.63	Xavier CARTER (USA)	Olympique de la Pontaise, Lausanne	11 Jul 06
19.63	Reynier MENA (CUB)	de La Charrière, La Chau-de-Fonds	3 Jul 22

2022 OUTDOOR TOP LIST

RESULT	NAME	VENUE	2022
19.31	Noah LYLES (USA)	Oregon	21 Jul
19.49	Erriyon KNIGHTON (USA)	ernie Moore Stadium, Baton Rouge, L	30 Apr
19.63	Reynier MENA (CUB)	Stade de La Charrière, La Chau-de-Fonds	3 Jul
19.77	Kenneth BEDNAREK (USA)	Oregon	21 Jul
19.80	Fred KERLEY (USA)	Hilmer Lodge Stadium, Walnut, CA (USA)	16 Apr
19.82	Luxolo ADAMS (RSA)	Stade Charléty, Paris (FRA)	18 Jun
19.83	Michael NORMAN (USA)	Hilmer Lodge Stadium, Walnut, CA (USA)	16 Apr
19.83	Joseph FAHNBULLEH (LBR)	Hayward Field, Eugene, OR (USA)	10 Jun
19.83	Jereem RICHARDS (TTO)	oly Crawford Stadium, Port-of-Spain (26 Jun
19.89	Gary Noa Jerrel BIBI (MRI)	Stadium Municipal, Albi (FRA)	10 Jul



RESULTS



400 Metres Men - Round 1

First 3 of each heat (Q) plus 6 fastest times (q) qualify to Semi-Final

RECORDS	RESULT	NAME	COUNTRY	AGE	VENUE	DATE
World Record WR	43.03	Wayde VAN NIEKERK	RSA	24	Estádio Olímpico, Rio de Janeiro (BRA)	14 Aug 2016
Championships Record CR	43.18	Michael JOHNSON	USA	32	La Cartuja, Sevilla (ESP)	26 Aug 1999
World Leading WL	43.56	Michael NORMAN	USA	25	Hayward Field, Eugene, OR (USA)	25 Jun 2022
Area Record AR		National Record NR		Personal Best PB		Season Best SB

Heat 1		17 July 2022 11:05 START TIME		19° C TEMPERATURE		68 % HUMIDITY		
PLACE	BIB	NAME	COUNTRY	DATE OF BIRTH	LANE	RESULT	REACTION	Fn
1	2268	Wayde VAN NIEKERK	RSA	15 Jul 92	6	45.18	Q 0.200	
2	1566	Jonathan JONES	BAR	6 Feb 99	3	45.46	Q 0.169	
3	1872	Alex HAYDOCK-WILSON	GBR	28 Jul 99	7	45.62	Q SB 0.156	
4	2075	Julian Jrummi WALSH	JPN	18 Sep 96	2	45.90	q 0.126	
5	1719	Patrik ŠORM	CZE	21 Nov 93	4	46.07	0.174	
6	1551	Steven SOLOMON	AUS	16 May 93	5	46.87	0.152	

Heat 2		17 July 2022 11:13 START TIME		19° C TEMPERATURE		68 % HUMIDITY		
PLACE	BIB	NAME	COUNTRY	DATE OF BIRTH	LANE	RESULT	REACTION	Fn
1	2410	Michael NORMAN	USA	3 Dec 97	3	45.37	Q 0.140	
2	2041	Christopher TAYLOR	JAM	1 Oct 99	4	45.68	Q 0.167	
3	2264	Zakhiti NENE	RSA	2 Apr 98	7	45.69	Q 0.123	
4	1572	Kevin BORLÉE	BEL	22 Feb 88	8	45.72	q 0.132	
5	1731	Benjamin Lobo VEDEL	DEN	23 Sep 97	5	46.27	0.134	
6	2141	Luis AVILÉS FERREIRO	MEX	3 Mar 02	2	46.47	0.140	
7	2220	Kajetan DUSZYŃSKI	POL	12 May 95	6	46.57	0.132	

Heat 3		17 July 2022 11:21 START TIME		19° C TEMPERATURE		68 % HUMIDITY		
PLACE	BIB	NAME	COUNTRY	DATE OF BIRTH	LANE	RESULT	REACTION	Fn
1	2366	Michael CHERRY	USA	23 Mar 95	3	45.81	Q 0.137	
2	2437	Muzala SAMUKONGA	ZAM	9 Dec 02	7	45.82 (.811)	Q 0.180	
3	1579	Alexander DOOM	BEL	25 Apr 97	8	46.18	Q 0.153	
4	2035	Jevaughn POWELL	JAM	19 Nov 00	6	46.42	0.142	
5	2293	Ricky PETRUCCIANI	SUI	30 Jun 00	5	46.60 (.598)	0.165	
6	1597	Anthony PESELA	BOT	9 Jun 02	2	47.36	0.135	
7	2436	Obediah TIMBACI	VAN	3 Jun 03	4	53.32	0.209	

Heat 4		17 July 2022 11:29 START TIME		19° C TEMPERATURE		68 % HUMIDITY		
PLACE	BIB	NAME	COUNTRY	DATE OF BIRTH	LANE	RESULT	REACTION	Fn
1	2351	Champion ALLISON	USA	5 Nov 98	3	45.56	Q 0.146	
2	1571	Dylan BORLÉE	BEL	20 Sep 92	7	45.70	Q 0.148	
3	1594	Isaac MAKWALA	BOT	24 Sep 85	2	45.93	Q 0.193	
4	2080	Mikhail LITVIN	KAZ	5 Jan 96	8	46.00	q SB 0.206	
5	2008	Davide RE	ITA	16 Mar 93	4	46.49	0.148	
6	2321	Dwight ST. HILLAIRE	TTO	5 Dec 97	5	46.60 (.596)	0.166	
7	2282	Boško KIJANOVIĆ	SRB	21 Jun 00	6	46.85	0.131	



RESULTS
400 Metres Men - Round 1

Heat 5 **6**

17 July 2022 11:37 START TIME 19° C TEMPERATURE 68 % HUMIDITY

PLACE	BIB	NAME	COUNTRY	DATE of BIRTH	LANE	RESULT	REACTION	Fn
1	1595	Bayapo NDORI	BOT	20 Jun 99	8	44.87	Q PB	0.140
2	1945	Kirani JAMES	GRN	1 Sep 92	4	45.29	Q	0.152
3	2014	Nathon ALLEN	JAM	28 Oct 95	3	45.61	Q	0.142
4	2069	Fuga SATO	JPN	1 Jun 96	5	45.88	q	0.178
5	1526	Alex BECK	AUS	7 Feb 92	6	45.99	q	0.170
6	2009	Edoardo SCOTTI	ITA	9 May 00	7	46.46		0.170
7	2154	Dexter MAYORGA	NCA	26 Sep 98	2	48.40		0.232

Heat 6 **6**

17 July 2022 11:45 START TIME 21° C TEMPERATURE 59 % HUMIDITY

PLACE	BIB	NAME	COUNTRY	DATE of BIRTH	LANE	RESULT	REACTION	Fn
1	1874	Matthew HUDSON-SMITH	GBR	26 Oct 94	2	45.49	Q	0.160
2	2159	Liemarvin BONEVACIA	NED	5 Apr 89	6	45.82 (.815)	Q	0.158
3	1736	Lidio Andres FELIZ	DOM	26 Jun 97	5	45.87	Q	0.257
4	1979	Christopher O'DONNELL	IRL	17 May 98	8	46.01	q	0.133
5	2057	Kaito KAWABATA	JPN	17 Aug 98	4	46.34		0.128
6	1605	Lucas CARVALHO	BRA	16 Jul 93	7	47.53		0.162
7	1502	Aiden HAZZARD	AIA	19 Apr 98	3	51.44	SB	0.128

ALL-TIME OUTDOOR TOP LIST

RESULT	NAME	VENUE	DATE
43.03	Wayde VAN NIEKERK (RSA)	Impico, Rio de Janeiro (BRA)	14 Aug 16
43.18	Michael JOHNSON (USA)	La Cartuja, Sevilla (ESP)	26 Aug 99
43.29	Butch REYNOLDS (USA)	Letzigrund, Zürich (SUI)	17 Aug 88
43.45	Jeremy WARINER (USA)	Mar Stadium Nagai, Osaka (JPN)	31 Aug 07
43.45	Michael NORMAN (USA)	Torrance, CA (USA)	20 Apr 19
43.48	Steven GARDINER (BAH)	International Stadium, Doha (QAT)	4 Oct 19
43.50	Quincy WATTS (USA)	Estadio Olímpico, Barcelona (ESP)	5 Aug 92
43.64	Fred KERLEY (USA)	Drake Stadium, Des Moines, IA (USA)	27 Jul 19
43.65	LaShawn MERRITT (USA)	National Stadium, Beijing (CHN)	26 Aug 15
43.70	Champion ALLISON (USA)	Hayward Field, Eugene, OR (USA)	25 Jun 22

2022 OUTDOOR TOP LIST

RESULT	NAME	VENUE	2022
43.56	Michael NORMAN (USA)	Hayward Field, Eugene, OR (USA)	25 Jun
43.70	Champion ALLISON (USA)	Hayward Field, Eugene, OR (USA)	25 Jun
44.02	Kirani JAMES (GRN)	Hayward Field, Eugene, OR (USA)	28 May
44.13	Randolph ROSS (USA)	Hayward Field, Eugene, OR (USA)	10 Jun
44.21	Steven GARDINER (BAH)	Stade Charléty, Paris (FRA)	18 Jun
44.28	Michael CHERRY (USA)	Hilmer Lodge Stadium, Walnut, CA (USA)	16 Apr
44.34	Elija GODWIN (USA)	Hayward Field, Eugene, OR (USA)	25 Jun
44.35	Matthew HUDSON-SMITH (GBR)	Hayward Field, Eugene, OR (USA)	28 May
44.35	Vernon NORWOOD (USA)	Hayward Field, Eugene, OR (USA)	25 Jun
44.43	Jonathan JONES (BAR)	Tracy & Linda Fuller T&F Complex, Lubbock (USA)	15 May



RESULTS



400 Metres Men - Semi-Final

First 2 of each heat (Q) plus 2 fastest times (q) qualify to Final

RECORDS	RESULT	NAME	COUNTRY	AGE	VENUE	DATE
World Record WR	43.03	Wayde VAN NIEKERK	RSA	24	Estádio Olímpico, Rio de Janeiro (BRA)	14 Aug 2016
Championships Record CR	43.18	Michael JOHNSON	USA	32	La Cartuja, Sevilla (ESP)	26 Aug 1999
World Leading WL	43.56	Michael NORMAN	USA	25	Hayward Field, Eugene, OR (USA)	25 Jun 2022
Area Record AR		National Record NR		Personal Best PB		Season Best SB

Heat 1
3

20 July 2022 19:15 START TIME

32° C TEMPERATURE 36 % HUMIDITY

PLACE	BIB	NAME	COUNTRY	DATE OF BIRTH	LANE	RESULT	REACTION	Fn
1	2410	Michael NORMAN	USA	3 Dec 97	6	44.30	Q	0.127
2	1874	Matthew HUDSON-SMITH	GBR	26 Oct 94	5	44.38	Q	0.160
3	2041	Christopher TAYLOR	JAM	1 Oct 99	3	44.97	q SB	0.173
4	2264	Zakhiti NENE	RSA	2 Apr 98	7	45.24		0.121
5	1571	Dylan BORLÉE	BEL	20 Sep 92	4	45.41		0.163
6	2075	Julian Jrummi WALSH	JPN	18 Sep 96	1	45.75		0.134
7	1736	Lidio Andres FELIZ	DOM	26 Jun 97	8	46.19		0.192
8	1526	Alex BECK	AUS	7 Feb 92	2	46.21		0.140

Heat 2
3

20 July 2022 19:23 START TIME

32° C TEMPERATURE 36 % HUMIDITY

PLACE	BIB	NAME	COUNTRY	DATE OF BIRTH	LANE	RESULT	REACTION	Fn
1	1945	Kirani JAMES	GRN	1 Sep 92	3	44.74	Q	0.148
2	1595	Bayapo NDORI	BOT	20 Jun 99	4	44.94	Q	0.141
3	2437	Muzala SAMUKONGA	ZAM	9 Dec 02	6	45.02	PB	0.196
4	2366	Michael CHERRY	USA	23 Mar 95	5	45.28		0.143
5	2069	Fuga SATO	JPN	1 Jun 96	1	45.71		0.175
6	1579	Alexander DOOM	BEL	25 Apr 97	7	45.80		0.170
7	1979	Christopher O'DONNELL	IRL	17 May 98	2	46.01		0.162
2014		Nathon ALLEN	JAM	28 Oct 95	8	DNF		0.182

Heat 3
3

20 July 2022 19:31 START TIME

30° C TEMPERATURE 49 % HUMIDITY

PLACE	BIB	NAME	COUNTRY	DATE OF BIRTH	LANE	RESULT	REACTION	Fn
1	2351	Champion ALLISON	USA	5 Nov 98	6	44.71	Q	0.155
2	2268	Wayde VAN NIEKERK	RSA	15 Jul 92	4	44.75	Q	0.168
3	1566	Jonathan JONES	BAR	6 Feb 99	3	44.78	q	0.149
4	1872	Alex HAYDOCK-WILSON	GBR	28 Jul 99	8	45.08	PB	0.141
5	1572	Kevin BORLÉE	BEL	22 Feb 88	2	45.26		0.139
6	2159	Liemarvin BONEVACIA	NED	5 Apr 89	5	45.50		0.159
7	2080	Mikhail LITVIN	KAZ	5 Jan 96	1	45.63	SB	0.189
8	1594	Isaac MAKWALA	BOT	24 Sep 85	7	46.04		0.158

RESULTS
400 Metres Men - Semi-Final

ALL-TIME OUTDOOR TOP LIST				2022 OUTDOOR TOP LIST			
RESULT	NAME	VENUE	DATE	RESULT	NAME	VENUE	2022
43.03	Wayde VAN NIEKERK (RSA)	Impico, Rio de Janeiro (BRA)	14 Aug 16	43.56	Michael NORMAN (USA)	Hayward Field, Eugene, OR (USA)	25 Jun
43.18	Michael JOHNSON (USA)	La Cartuja, Sevilla (ESP)	26 Aug 99	43.70	Champion ALLISON (USA)	Hayward Field, Eugene, OR (USA)	25 Jun
43.29	Butch REYNOLDS (USA)	Letzigrund, Zürich (SUI)	17 Aug 88	44.02	Kirani JAMES (GRN)	Hayward Field, Eugene, OR (USA)	28 May
43.45	Jeremy WARINER (USA)	Mar Stadium Nagai, Osaka (JPN)	31 Aug 07	44.13	Randolph ROSS (USA)	Hayward Field, Eugene, OR (USA)	10 Jun
43.45	Michael NORMAN (USA)	Torrance, CA (USA)	20 Apr 19	44.21	Steven GARDINER (BAH)	Stade Charléty, Paris (FRA)	18 Jun
43.48	Steven GARDINER (BAH)	International Stadium, Doha (QAT)	4 Oct 19	44.28	Michael CHERRY (USA)	Hilmer Lodge Stadium, Walnut, CA (USA)	16 Apr
43.50	Quincy WATTS (USA)	Estadio Olímpico, Barcelona (ESP)	5 Aug 92	44.34	Elija GODWIN (USA)	Hayward Field, Eugene, OR (USA)	25 Jun
43.64	Fred KERLEY (USA)	Drake Stadium, Des Moines, IA (USA)	27 Jul 19	44.35	Matthew HUDSON-SMITH (GBR)	Hayward Field, Eugene, OR (USA)	28 May
43.65	LaShawn MERRITT (USA)	National Stadium, Beijing (CHN)	26 Aug 15	44.35	Vernon NORWOOD (USA)	Hayward Field, Eugene, OR (USA)	25 Jun
43.70	Champion ALLISON (USA)	Hayward Field, Eugene, OR (USA)	25 Jun 22	44.43	Jonathan JONES (BAR)	Tracy & Linda Fuller T&F Complex, Lubbock (USA)	15 May

RESULTS



400 Metres Men - Final

RECORDS	RESULT	NAME	COUNTRY	AGE	VENUE	DATE
World Record WR	43.03	Wayde VAN NIEKERK	RSA	24	Estádio Olímpico, Rio de Janeiro (BRA)	14 Aug 2016
Championships Record CR	43.18	Michael JOHNSON	USA	32	La Cartuja, Sevilla (ESP)	26 Aug 1999
World Leading WL	43.56	Michael NORMAN	USA	25	Hayward Field, Eugene, OR (USA)	25 Jun 2022
Area Record AR		National Record NR		Personal Best PB		Season Best SB

22 July 2022 19:35 START TIME
 25° C TEMPERATURE 50 % HUMIDITY

PLACE	BIB	NAME	COUNTRY	DATE of BIRTH	LANE	RESULT	REACTION	Fn
1	2410	Michael NORMAN	USA	3 Dec 97	4	44.29	0.140	
2	1945	Kirani JAMES	GRN	1 Sep 92	3	44.48	0.140	
3	1874	Matthew HUDSON-SMITH	GBR	26 Oct 94	5	44.66	0.169	
4	2351	Champion ALLISON	USA	5 Nov 98	6	44.77	0.148	
5	2268	Wayde VAN NIEKERK	RSA	15 Jul 92	7	44.97	0.248	
6	1595	Bayapo NDORI	BOT	20 Jun 99	8	45.29	0.137	
7	2041	Christopher TAYLOR	JAM	1 Oct 99	1	45.30	0.169	
8	1566	Jonathan JONES	BAR	6 Feb 99	2	46.13	0.155	

ALL-TIME OUTDOOR TOP LIST				2022 OUTDOOR TOP LIST			
RESULT	NAME	VENUE	DATE	RESULT	NAME	VENUE	2022
43.03	Wayde VAN NIEKERK (RSA)	mpico, Rio de Janeiro (BRA)	14 Aug 16	43.56	Michael NORMAN (USA)	Hayward Field, Eugene, OR (USA)	25 Jun
43.18	Michael JOHNSON (USA)	La Cartuja, Sevilla (ESP)	26 Aug 99	43.70	Champion ALLISON (USA)	Hayward Field, Eugene, OR (USA)	25 Jun
43.29	Butch REYNOLDS (USA)	Letzigrund, Zürich (SUI)	17 Aug 88	44.02	Kirani JAMES (GRN)	Hayward Field, Eugene, OR (USA)	28 May
43.45	Jeremy WARINER (USA)	nar Stadium Nagai, Osaka (JPN)	31 Aug 07	44.13	Randolph ROSS (USA)	Hayward Field, Eugene, OR (USA)	10 Jun
43.45	Michael NORMAN (USA)	Torrance, CA (USA)	20 Apr 19	44.21	Steven GARDINER (BAH)	Stade Charléty, Paris (FRA)	18 Jun
43.48	Steven GARDINER (BAH)	ternational Stadium, Doha (QAT)	4 Oct 19	44.28	Michael CHERRY (USA)	ilmer Lodge Stadium, Walnut, CA (USA)	16 Apr
43.50	Quincy WATTS (USA)	Estadio Olímpico, Barcelona (ESP)	5 Aug 92	44.34	Elija GODWIN (USA)	Hayward Field, Eugene, OR (USA)	25 Jun
43.64	Fred KERLEY (USA)	Drake Stadium, Des Moines, IA (USA)	27 Jul 19	44.35	Matthew HUDSON-SMITH (GBR)	ward Field, Eugene, OR (USA)	28 May
43.65	LaShawn MERRITT (USA)	ational Stadium, Beijing (CHN)	26 Aug 15	44.35	Vernon NORWOOD (USA)	Hayward Field, Eugene, OR (USA)	25 Jun
43.70	Champion ALLISON (USA)	ward Field, Eugene, OR (USA)	25 Jun 22	44.43	Jonathan JONES (BAR)	ry & Linda Fuller T&F Complex, Lubbock	15 May



RESULTS



800 Metres Men - Round 1

First 3 of each heat (Q) plus 6 fastest times (q) qualify to Semi-Final

RECORDS	RESULT	NAME	COUNTRY	AGE	VENUE	DATE
World Record WR	1:40.91	David RUDISHA	KEN	24	Olympic Stadium, London (GBR)	9 Aug 2012
Championships Record CR	1:42.34	Donavan BRAZIER	USA	22	Khalifa International Stadium, Doha (QAT)	1 Oct 2019
World Leading WL	1:43.52	Max BURGIN	GBR	20	Paavo Nurmi Stadium, Turku (FIN)	14 Jun 2022
Area Record AR		National Record NR		Personal Best PB		Season Best SB

Heat 1
6

20 July 2022 17:21 START TIME

 33° C
TEMPERATURE

 34 %
HUMIDITY

PLACE	BIB	NAME	COUNTRY	DATE of BIRTH	LANE	RESULT	
1	2094	Emmanuel Kipkurui KORIR	KEN	15 Jun 95	5	1:49.05	Q
2	2130	Elhassane MOUJAHID	MAR	19 Feb 00	3	1:49.27	Q
3	1762	Álvaro DE ARRIBA	ESP	2 Jun 94	4	1:49.30	Q
4	1797	Ermias GIRMA	ETH	20 Jan 05	7	1:49.36	
5	1918	Marc REUTHER	GER	23 Jun 96	2	1:50.75	
6	2312	Manuel Belo Amaral ATAIDE	TLS	9 Mar 01	8	1:58.91	SB
	1859	Max BURGIN	GBR	20 May 02	6	DNS	

INTERMEDIATE TIMES

100 m	13.49	Marc REUTHER	200 m	26.60	Ermias GIRMA
300 m	41.63	Marc REUTHER	400 m	56.80	Marc REUTHER
500 m	1:10.80	Ermias GIRMA	600 m	1:23.53	Elhassane MOUJAHID
700 m	1:36.27	Ermias GIRMA			

Heat 2
6

20 July 2022 17:28 START TIME

 33° C
TEMPERATURE

 34 %
HUMIDITY

PLACE	BIB	NAME	COUNTRY	DATE of BIRTH	LANE	RESULT	
1	1527	Peter BOL	AUS	22 Feb 94	6	1:45.50	Q
2	1878	Kyle LANGFORD	GBR	2 Feb 96	5	1:45.68	Q
3	1764	Mariano GARCÍA	ESP	25 Sep 97	3	1:45.74	Q
4	1845	Benjamin ROBERT	FRA	4 Jan 98	4	1:45.94	q
5	1589	Abedin MUJEZINOVIĆ	BIH	2 Jun 93	1	1:46.26	SB
6	2361	Donavan BRAZIER	USA	15 Apr 97	2	1:46.72	
7	2229	Patryk SIERADZKI	POL	6 Oct 98	7	1:48.78	
	1932	Alex AMANKWA	GHA	2 Mar 92	8	DQ	TR17.3.1

NOTE WA Rule TR17.3.1 - Lane infringement

INTERMEDIATE TIMES

100 m	12.84	Mariano GARCÍA	200 m	25.07	Peter BOL
300 m	38.50	Mariano GARCÍA	400 m	52.24	Mariano GARCÍA
500 m	1:06.02	Mariano GARCÍA	600 m	1:19.34	Peter BOL
700 m	1:32.35	Peter BOL			

RESULTS
800 Metres Men - Round 1

Heat 3 **6** 20 July 2022 17:36 START TIME 33° C 35 %
TEMPERATURE HUMIDITY

PLACE	BIB	NAME	COUNTRY	DATE of BIRTH	LANE	RESULT	
1	2135	Moad ZAHAFI	MAR	9 May 98	8	1:46.15	Q
2	1847	Gabriel TUAL	FRA	9 Apr 98	2	1:46.34	Q
3	2103	Emmanuel WANYONYI	KEN	1 Aug 04	1	1:46.45	Q
4	1576	Eliott CRESTAN	BEL	22 Feb 99	3	1:46.61	
5	2386	Bryce HOPPEL	USA	5 Sep 97	5	1:46.98	
6	2216	Mateusz BORKOWSKI	POL	2 Apr 97	6	1:47.61	(.602)
7	2015	Navasky ANDERSON	JAM	21 Jan 00	7	1:48.37	
8	1649	Brandon MCBRIDE	CAN	15 Jun 94	4	1:57.43	

INTERMEDIATE TIMES

100 m	12.62 Emmanuel WANYONYI	200 m	24.83 Moad ZAHAFI
300 m	38.47 Moad ZAHAFI	400 m	51.97 Moad ZAHAFI
500 m	1:05.60 Moad ZAHAFI	600 m	1:19.31 Moad ZAHAFI
700 m	1:32.58 Moad ZAHAFI		

Heat 4 **6** 20 July 2022 17:43 START TIME 33° C 35 %
TEMPERATURE HUMIDITY

PLACE	BIB	NAME	COUNTRY	DATE of BIRTH	LANE	RESULT	
1	1508	Djamel SEDJATI	ALG	3 May 99	5	1:46.39	Q
2	2169	Tony VAN DIEPEN	NED	17 Apr 96	8	1:46.59	(.583) Q
3	2323	Abdessalem AYOUNI	TUN	16 May 94	3	1:46.59	(.589) Q
4	1756	Adrián BEN	ESP	4 Aug 98	7	1:46.71	
5	2407	Brandon MILLER	USA	27 Jun 03	6	1:47.29	
6	2267	Tshepo TSHITE	RSA	15 Jan 97	2	1:47.61	(.604)
7	2203	Brad MATHAS	NZL	24 Jun 93	4	1:47.70	

INTERMEDIATE TIMES

100 m	12.95 Abdessalem AYOUNI	200 m	25.85 Brad MATHAS
300 m	40.22 Brad MATHAS	400 m	54.46 Brad MATHAS
500 m	1:07.55 Brad MATHAS	600 m	1:20.62 Brad MATHAS
700 m	1:33.45 Adrián BEN		

Heat 5 **6** 20 July 2022 17:52 START TIME 32° C 35 %
TEMPERATURE HUMIDITY

PLACE	BIB	NAME	COUNTRY	DATE of BIRTH	LANE	RESULT	
1	1637	Marco AROP	CAN	20 Sep 98	4	1:44.56	Q
2	2146	Jesus Tonatíu LOPEZ	MEX	2 Aug 97	2	1:44.67	Q SB
3	1975	Mark ENGLISH	IRL	18 Mar 93	7	1:44.76	Q SB
4	2011	Cătălin TECUCEANU	ITA	9 Sep 99	5	1:44.83	q PB
5	2086	Noah KIBET	KEN	12 Apr 04	8	1:45.41	q
6	2300	Andreas KRAMER	SWE	13 Apr 97	3	1:45.77	q
7	1505	Yassine HETHAT	ALG	30 Aug 91	6	1:46.05	
	2397	Jonah KOECH	USA	12 Dec 96	1	DQ	TR17.2.2

NOTE WA Rule TR17.2.2 - Jostling / obstruction

INTERMEDIATE TIMES

100 m	12.65 Jonah KOECH	200 m	24.80 Marco AROP
300 m	38.08 Andreas KRAMER	400 m	51.47 Andreas KRAMER
500 m	1:04.88 Andreas KRAMER	600 m	1:17.96 Marco AROP
700 m	1:31.10 Marco AROP		



RESULTS
800 Metres Men - Round 1

Heat 6 **6** 20 July 2022 18:00 START TIME 32° C TEMPERATURE 35 % HUMIDITY

PLACE	BIB	NAME	COUNTRY	DATE of BIRTH	LANE	RESULT	
1	1507	Slimane MOULA	ALG	25 Feb 99	7	1:44.90	Q
2	2093	Wyclife Kinyamal KISASY	KEN	2 Jul 97	3	1:45.08	Q
3	2128	Abdelati EL GUESSE	MAR	27 Feb 93	5	1:45.25	Q SB
4	1887	Daniel ROWDEN	GBR	9 Sep 97	8	1:45.53	q SB
5	1792	Tolesa BODENA	ETH	18 Feb 00	4	1:45.81	q
6	2219	Patryk DOBEK	POL	13 Feb 94	6	1:46.80	
7	2279	Žan RUDOLF	SLO	9 May 93	2	1:49.87	

INTERMEDIATE TIMES			
100 m	13.05	Daniel ROWDEN	200 m 25.61 Daniel ROWDEN
300 m	38.22	Daniel ROWDEN	400 m 50.81 Daniel ROWDEN
500 m	1:03.91	Daniel ROWDEN	600 m 1:17.50 Daniel ROWDEN
700 m	1:31.49	Daniel ROWDEN	

ALL-TIME OUTDOOR TOP LIST				2022 OUTDOOR TOP LIST			
RESULT	NAME	VENUE	DATE	RESULT	NAME	VENUE	2022
1:40.91	David RUDISHA (KEN)	Olympic Stadium, London (GBR)	9 Aug 12	1:43.52	Max BURGIN (GBR)	Paavo Nurmi Stadium, Turku (FIN)	14 Jun
1:41.11	Wilson KIPKETER (DEN)	Köln (GER)	24 Aug 97	1:43.54	Wyclife Kinyamal KISASY (KEN)	International Sports Centre, Kasaran	25 Jun
1:41.73	Sebastian COE (GBR)	Firenze (ITA)	10 Jun 81	1:43.61	Marco AROP (CAN)	Foote Field, Edmonton (CAN)	3 Jul
1:41.73	Nijel AMOS (BOT)	Olympic Stadium, London (GBR)	9 Aug 12	1:43.69	Moad ZAHAFI (MAR)	Percy Beard Track, Gainesville, FL (USA)	16 Apr
1:41.77	Joaquim CRUZ (BRA)	Köln (GER)	26 Aug 84	1:43.69	Djamel SEDJATI (ALG)	Stade d'Athlétisme Hautepierre, Strasbou	17 Jun
1:42.05	Emmanuel Kipkurui KORIR (KEN)	Olympic Stadium, London (GBR)	22 Jul 18	1:43.75	Benjamin ROBERT (FRA)	Stade Charléty, Paris (FRA)	18 Jun
1:42.23	Abubaker KAKI (SUD)	Bislett Stadion, Oslo (NOR)	4 Jun 10	1:44.00	Peter BOL (AUS)	Stade Charléty, Paris (FRA)	18 Jun
1:42.28	Sammy KOSKEI (KEN)	Köln (GER)	26 Aug 84	1:44.01	Emmanuel WANYONYI (KEN)	International Sports Centre, Kasaran	25 Jun
1:42.34	Wilfred BUNGEI (KEN)	Rieti (ITA)	8 Sep 02	1:44.05	Elias NGENY (KEN)	Moi International Sports Centre, Kasaran	25 Jun
1:42.34	Donavan BRAZIER (USA)	International Stadium, Doha (QAT)	1 Oct 19	1:44.06	Yassine HETHAT (ALG)	Stade d'Athlétisme Hautepierre, Strasbou	17 Jun



RESULTS

800 Metres Men - Semi-Final

First 2 of each heat (Q) plus 2 fastest times (q) qualify to Final

RECORDS	RESULT	NAME	COUNTRY	AGE	VENUE	DATE
World Record WR	1:40.91	David RUDISHA	KEN	24	Olympic Stadium, London (GBR)	9 Aug 2012
Championships Record CR	1:42.34	Donavan BRAZIER	USA	22	Khalifa International Stadium, Doha (QAT)	1 Oct 2019
World Leading WL	1:43.52	Max BURGIN	GBR	20	Paavo Nurmi Stadium, Turku (FIN)	14 Jun 2022
Area Record AR		National Record NR		Personal Best PB		Season Best SB

Heat 1
3

21 July 2022 19:00 START TIME

 28° C
TEMPERATURE

 51 %
HUMIDITY

PLACE	BIB	NAME	COUNTRY	DATE of BIRTH	LANE	RESULT
1	2094	Emmanuel Kipkurui KORIR	KEN	15 Jun 95	1	1:45.38 Q SB
2	2093	Wyclife Kinyamal KISASY	KEN	2 Jul 97	3	1:45.49 Q
3	1527	Peter BOL	AUS	22 Feb 94	5	1:45.58 q
4	1878	Kyle LANGFORD	GBR	2 Feb 96	6	1:45.91
5	2146	Jesus Tonatiu LOPEZ	MEX	2 Aug 97	8	1:46.17
6	2169	Tony VAN DIEPEN	NED	17 Apr 96	4	1:46.70 (.700)
7	2130	Elhassane MOUJAHID	MAR	19 Feb 00	2	1:47.18
8	1792	Tolesa BODENA	ETH	18 Feb 00	7	1:50.55

INTERMEDIATE TIMES

100 m	12.71	Jesus Tonatiu LOPEZ	200 m	24.88	Wyclife Kinyamal KISASY
300 m	39.44	Wyclife Kinyamal KISASY	400 m	52.92	Wyclife Kinyamal KISASY
500 m	1:06.13	Wyclife Kinyamal KISASY	600 m	1:19.02	Wyclife Kinyamal KISASY
700 m	1:32.03	Wyclife Kinyamal KISASY			

Heat 2
3

21 July 2022 19:09 START TIME

 28° C
TEMPERATURE

 51 %
HUMIDITY

PLACE	BIB	NAME	COUNTRY	DATE of BIRTH	LANE	RESULT
1	1508	Djamel SEDJATI	ALG	3 May 99	3	1:45.44 Q
2	1847	Gabriel TUAL	FRA	9 Apr 98	5	1:45.53 Q
3	1887	Daniel ROWDEN	GBR	9 Sep 97	2	1:46.27
4	2011	Cătălin TECUCEANU	ITA	9 Sep 99	8	1:46.31
5	2135	Moad ZAHAFI	MAR	9 May 98	6	1:46.35
6	1764	Mariano GARCÍA	ESP	25 Sep 97	1	1:46.70 (.692)
7	2300	Andreas KRAMER	SWE	13 Apr 97	4	1:46.71
8	2086	Noah KIBET	KEN	12 Apr 04	7	1:47.15

INTERMEDIATE TIMES

100 m	12.79	Noah KIBET	200 m	24.92	Andreas KRAMER
300 m	38.30	Andreas KRAMER	400 m	51.91	Andreas KRAMER
500 m	1:05.60	Noah KIBET	600 m	1:18.95	Mariano GARCÍA
700 m	1:32.28	Djamel SEDJATI			

RESULTS
800 Metres Men - Semi-Final

Heat 3 **3** 21 July 2022 19:18 START TIME 25° C TEMPERATURE 57 % HUMIDITY

PLACE	BIB	NAME	COUNTRY	DATE of BIRTH	LANE	RESULT	
1	1507	Slimane MOULA	ALG	25 Feb 99	6	1:44.89	Q
2	1637	Marco AROP	CAN	20 Sep 98	3	1:45.12	Q
3	2103	Emmanuel WANYONYI	KEN	1 Aug 04	4	1:45.42	q
4	1845	Benjamin ROBERT	FRA	4 Jan 98	5	1:45.67	
5	1975	Mark ENGLISH	IRL	18 Mar 93	7	1:45.78	
6	2323	Abdessalem AYOUNI	TUN	16 May 94	1	1:46.08	
7	1762	Álvaro DE ARRIBA	ESP	2 Jun 94	8	1:46.30	
8	2128	Abdelati EL GUESSE	MAR	27 Feb 93	2	1:46.46	

INTERMEDIATE TIMES			
100 m	12.89	Emmanuel WANYONYI	200 m 25.23 Emmanuel WANYONYI
300 m	38.40	Emmanuel WANYONYI	400 m 52.06 Emmanuel WANYONYI
500 m	1:05.90	Emmanuel WANYONYI	600 m 1:18.97 Emmanuel WANYONYI
700 m	1:31.79	Marco AROP	

ALL-TIME OUTDOOR TOP LIST				2022 OUTDOOR TOP LIST			
RESULT	NAME	VENUE	DATE	RESULT	NAME	VENUE	2022
1:40.91	David RUDISHA (KEN)	Olympic Stadium, London (GBR)	9 Aug 12	1:43.52	Max BURGIN (GBR)	Paavo Nurmi Stadium, Turku (FIN)	14 Jun
1:41.11	Wilson KIPKETER (DEN)	Köln (GER)	24 Aug 97	1:43.54	Wyclife Kinyamal KISASY (KEN)	International Sports Centre, Kasaran	25 Jun
1:41.73	Sebastian COE (GBR)	Firenze (ITA)	10 Jun 81	1:43.61	Marco AROP (CAN)	Foote Field, Edmonton (CAN)	3 Jul
1:41.73	Nijel AMOS (BOT)	Olympic Stadium, London (GBR)	9 Aug 12	1:43.69	Moad ZAHAFI (MAR)	Percy Beard Track, Gainesville, FL (USA)	16 Apr
1:41.77	Joaquim CRUZ (BRA)	Köln (GER)	26 Aug 84	1:43.69	Djamel SEDJATI (ALG)	Stade d'Athlétisme Hautepierre, Strasbou	17 Jun
1:42.05	Emmanuel Kipkurui KORIR (KEN)	Olympic Stadium, London (GBR)	22 Jul 18	1:43.75	Benjamin ROBERT (FRA)	Stade Charléty, Paris (FRA)	18 Jun
1:42.23	Abubaker KAKI (SUD)	Bislett Stadion, Oslo (NOR)	4 Jun 10	1:44.00	Peter BOL (AUS)	Stade Charléty, Paris (FRA)	18 Jun
1:42.28	Sammy KOSKEI (KEN)	Köln (GER)	26 Aug 84	1:44.01	Emmanuel WANYONYI (KEN)	International Sports Centre, Kasaran	25 Jun
1:42.34	Wilfred BUNGEI (KEN)	Rieti (ITA)	8 Sep 02	1:44.05	Elias NGENY (KEN)	Moi International Sports Centre, Kasaran	25 Jun
1:42.34	Donavan BRAZIER (USA)	International Stadium, Doha (QAT)	1 Oct 19	1:44.06	Yassine HETHAT (ALG)	Stade d'Athlétisme Hautepierre, Strasbou	17 Jun



RESULTS



800 Metres Men - Final

RECORDS	RESULT	NAME	COUNTRY	AGE	VENUE	DATE
World Record WR	1:40.91	David RUDISHA	KEN	24	Olympic Stadium, London (GBR)	9 Aug 2012
Championships Record CR	1:42.34	Donavan BRAZIER	USA	22	Khalifa International Stadium, Doha (QAT)	1 Oct 2019
World Leading WL	1:43.52	Max BURGIN	GBR	20	Paavo Nurmi Stadium, Turku (FIN)	14 Jun 2022
Area Record AR		National Record NR		Personal Best PB		Season Best SB

23 July 2022 18:10 START TIME
 25° C TEMPERATURE 44 % HUMIDITY

PLACE	BIB	NAME	COUNTRY	DATE of BIRTH	LANE	RESULT
1	2094	Emmanuel Kipkurui KORIR	KEN	15 Jun 95	2	1:43.71 SB
2	1508	Djamel SEDJATI	ALG	3 May 99	3	1:44.14
3	1637	Marco AROP	CAN	20 Sep 98	6	1:44.28
4	2103	Emmanuel WANYONYI	KEN	1 Aug 04	7	1:44.54
5	1507	Slimane MOULA	ALG	25 Feb 99	8	1:44.85
6	1847	Gabriel TUAL	FRA	9 Apr 98	1	1:45.49
7	1527	Peter BOL	AUS	22 Feb 94	5	1:45.51
8	2093	Wyclife Kinyamal KISASY	KEN	2 Jul 97	4	1:47.07

INTERMEDIATE TIMES

100 m	12.64 Gabriel TUAL	200 m	24.95 Slimane MOULA
300 m	38.52 Marco AROP	400 m	52.04 Marco AROP
500 m	1:04.88 Marco AROP	600 m	1:17.55 Marco AROP
700 m	1:30.50 Marco AROP		

ALL-TIME OUTDOOR TOP LIST

RESULT	NAME	VENUE	DATE
1:40.91	David RUDISHA (KEN)	Olympic Stadium, London (GBR)	9 Aug 12
1:41.11	Wilson KIPKETER (DEN)	Köln (GER)	24 Aug 97
1:41.73	Sebastian COE (GBR)	Firenze (ITA)	10 Jun 81
1:41.73	Nijel AMOS (BOT)	Olympic Stadium, London (GBR)	9 Aug 12
1:41.77	Joaquim CRUZ (BRA)	Köln (GER)	26 Aug 84
1:42.05	Emmanuel Kipkurui KORIR (KEN)	adium, London (GBR)	22 Jul 18
1:42.23	Abubaker KAKI (SUD)	Bislett Stadion, Oslo (NOR)	4 Jun 10
1:42.28	Sammy KOSKEI (KEN)	Köln (GER)	26 Aug 84
1:42.34	Wilfred BUNGEI (KEN)	Rieti (ITA)	8 Sep 02
1:42.34	Donavan BRAZIER (USA)	ternational Stadium, Doha (QAT)	1 Oct 19

2022 OUTDOOR TOP LIST

RESULT	NAME	VENUE	2022
1:43.52	Max BURGIN (GBR)	Paavo Nurmi Stadium, Turku (FIN)	14 Jun
1:43.54	Wyclife Kinyamal KISASY (KEN)	tional Sports Centre, Kasaran	25 Jun
1:43.61	Marco AROP (CAN)	Foote Field, Edmonton (CAN)	3 Jul
1:43.69	Moad ZAHAFI (MAR)	Percy Beard Track, Gainesville, FL (USA)	16 Apr
1:43.69	Djamel SEDJATI (ALG)	tade d'Athlétisme Hautepierre, Strasbou	17 Jun
1:43.71	Emmanuel Kipkurui KORIR (KEN)	Oregon	23 Jul
1:43.75	Benjamin ROBERT (FRA)	Stade Charléty, Paris (FRA)	18 Jun
1:44.00	Peter BOL (AUS)	Stade Charléty, Paris (FRA)	18 Jun
1:44.01	Emmanuel WANYONYI (KEN)	rnational Sports Centre, Kasaran	25 Jun
1:44.05	Elias NGENY (KEN)	Moi International Sports Centre, Kasaran	25 Jun

RESULTS



1500 Metres Men - Round 1

First 6 of each heat (Q) plus 6 fastest times (q) qualify to Semi-Final

RECORDS	RESULT	NAME	COUNTRY	AGE	VENUE	DATE
World Record WR	3:26.00	Hicham EL GUERROUJ	MAR	24	Stadio Olimpico, Roma (ITA)	14 Jul 1998
Championships Record CR	3:27.65	Hicham EL GUERROUJ	MAR	25	La Cartuja, Sevilla (ESP)	24 Aug 1999
World Leading WL	3:31.01	Abel KIPSANG	KEN	26	Moi International Sports Centre, Kasaran	7 May 2022
Area Record AR		National Record NR		Personal Best PB		Season Best SB

Heat 1 **3** 16 July 2022 18:30 START TIME 23° C TEMPERATURE 66 % HUMIDITY

PLACE	BIB	NAME	COUNTRY	DATE of BIRTH	ORDER	RESULT	
1	1537	Oliver HOARE	AUS	29 Jan 97	3	3:36.17	Q
2	1803	Samuel TEFERA	ETH	23 Oct 99	4	3:36.35	Q
3	1974	Andrew COSCORAN	IRL	18 Jun 96	5	3:36.36	Q SB
4	2083	Timothy CHERUIYOT	KEN	20 Nov 95	6	3:36.41	Q
5	2121	Charles GRETHEN	LUX	2 Jun 92	11	3:36.51	Q
6	1870	Neil GOURLEY	GBR	7 Feb 95	8	3:36.54	Q
7	1763	Ignacio FONTES	ESP	22 Jun 98	1	3:36.69	q
8	2227	Michał ROZMYŚ	POL	13 Mar 95	14	3:36.76	q
9	1655	Cameron PROCEVIAT	CAN	20 Sep 93	9	3:37.43	q
10	1906	Christoph KESSLER	GER	28 Apr 95	7	3:37.57	
11	2131	Abdellatif SADIKI	MAR	15 Jan 99	10	3:37.76	
12	2262	Mafori Ryan MPH AHLELE	RSA	20 Jun 98	13	3:39.17	
13	2423	Cooper TEARE	USA	18 Aug 99	2	3:41.15	
14	2284	Abraham GUEM	SSD	29 Apr 99	12	3:43.47	

INTERMEDIATE TIMES

100 m	13.14	Mafori Ryan MPH AHLELE	200 m	27.55	Mafori Ryan MPH AHLELE
300 m	42.38	Abraham GUEM	400 m	57.66	Mafori Ryan MPH AHLELE
400 m	57.66	Christoph KESSLER	500 m	1:12.88	Mafori Ryan MPH AHLELE
600 m	1:28.18	Abraham GUEM	700 m	1:43.07	Mafori Ryan MPH AHLELE
800 m	1:58.47	Oliver HOARE	900 m	2:12.93	Samuel TEFERA
1000 m	2:27.62	Samuel TEFERA	1100 m	2:41.65	Samuel TEFERA
1200 m	2:55.45	Samuel TEFERA	1300 m	3:09.04	Charles GRETHEN
1400 m	3:22.45	Charles GRETHEN			

RESULTS
1500 Metres Men - Round 1

Heat 2 3 16 July 2022 18:41 START TIME 23° C 66 %
TEMPERATURE HUMIDITY

PLACE	BIB	NAME	COUNTRY	DATE of BIRTH	ORDER	RESULT	
1	1543	Stewart MCSWEYN	AUS	1 Jun 95	9	3:34.91	Q SB
2	1653	Charles PHILIBERT-THIBOUTOT	CAN	31 Dec 90	3	3:35.02	Q SB
3	2190	Jakob INGEBRIGTSEN	NOR	19 Sep 00	10	3:35.12	Q
4	1890	Jake WIGHTMAN	GBR	11 Jul 94	11	3:35.31	Q
5	1765	Mario GARCÍA	ESP	29 Jun 99	1	3:35.43	Q PB
6	2380	John GREGOREK	USA	7 Dec 91	4	3:35.65	Q
7	2345	Santiago CATROFE	URU	13 Feb 99	8	3:35.86	q SB
8	1800	Teddese LEMI	ETH	20 Jan 99	6	3:36.24	q
9	2102	Kumari TAKI	KEN	6 May 99	13	3:36.47	q
10	2101	Charles Cheboi SIMOTWO	KEN	5 Jun 95	5	3:37.66	
11	2129	Anass ESSAYI	MAR	18 May 01	2	3:38.60	SB
12	1578	Ismael DEBJANI	BEL	25 Sep 90	14	3:39.96	
13	2236	Isaac NADER	POR	17 Aug 99	12	3:42.81	
1601		Thiago ANDRÉ	BRA	4 Aug 95	7	DNS	

INTERMEDIATE TIMES

100 m	13.97	Mario GARCÍA	200 m	29.27	Charles PHILIBERT-THIBOUTOT
200 m	29.27	Stewart MCSWEYN	300 m	43.96	Jakob INGEBRIGTSEN
400 m	59.15	Stewart MCSWEYN	500 m	1:13.41	Stewart MCSWEYN
600 m	1:27.76	Stewart MCSWEYN	700 m	1:42.16	Stewart MCSWEYN
800 m	1:56.27	Stewart MCSWEYN	900 m	2:10.26	Stewart MCSWEYN
1000 m	2:24.32	Stewart MCSWEYN	1100 m	2:38.45	Stewart MCSWEYN
1200 m	2:52.47	Stewart MCSWEYN	1300 m	3:06.68	Stewart MCSWEYN
1400 m	3:20.76	Stewart MCSWEYN			

Heat 3 3 16 July 2022 18:52 START TIME 23° C 66 %
TEMPERATURE HUMIDITY

PLACE	BIB	NAME	COUNTRY	DATE of BIRTH	ORDER	RESULT	
1	1876	Josh KERR	GBR	8 Oct 97	7	3:38.94	Q
2	2425	Joshua THOMPSON	USA	9 May 93	1	3:39.10	Q
3	2091	Abel KIPSANG	KEN	27 Nov 96	11	3:39.21	[.204] Q
4	1652	William PAULSON	CAN	17 Nov 94	5	3:39.21	[.209] Q
5	2205	Samuel TANNER	NZL	24 Aug 00	10	3:39.33	Q
6	1769	Mohamed KATIR	ESP	17 Feb 98	12	3:39.45	Q
7	1585	Ruben VERHEYDEN	BEL	22 Dec 00	8	3:39.46	
8	1718	Filip SASÍNEK	CZE	8 Jan 96	13	3:39.47	
9	1547	Matthew RAMSDEN	AUS	23 Jul 97	9	3:39.83	
10	2186	Ferdinand Kvan EDMAN	NOR	12 Feb 93	2	3:39.92	
11	2130	Elhassane MOUJAHID	MAR	19 Feb 00	3	3:39.98	
12	1808	Samuel ZELEKE	ETH	9 Mar 99	14	3:40.77	
13	2338	Ronald MUSAGALA	UGA	16 Dec 92	6	3:40.87	
14	1520	Yervand MKRTCHYAN	ARM	11 Jun 96	4	3:42.37	

INTERMEDIATE TIMES

100 m	13.76	Abel KIPSANG	200 m	28.67	Abel KIPSANG
300 m	44.11	Abel KIPSANG	400 m	59.73	Abel KIPSANG
500 m	1:15.38	Samuel ZELEKE	600 m	1:31.52	Abel KIPSANG
700 m	1:46.61	Abel KIPSANG	800 m	2:01.89	Abel KIPSANG
900 m	2:16.36	Josh KERR	1000 m	2:30.33	Josh KERR
1100 m	2:44.42	Josh KERR	1200 m	2:58.20	Josh KERR
1300 m	3:12.00	Josh KERR	1400 m	3:25.56	Josh KERR



RESULTS
1500 Metres Men - Round 1

ALL-TIME OUTDOOR TOP LIST				2022 OUTDOOR TOP LIST			
RESULT	NAME	VENUE	DATE	RESULT	NAME	VENUE	2022
3:26.00	Hicham EL GUERROUJ (MAR)	Stadio Olimpico, Roma (ITA)	14 Jul 98	3:31.01	Abel KIPSANG (KEN)	Moi International Sports Centre, Kasarani (KEN)	7 May
3:26.34	Bernard LAGAT (KEN)	Bruxelles (BEL)	24 Aug 01	3:32.62	Jake WIGHTMAN (GBR)	Stade Municipal Prince Moulay Abdellah, Algiers (ALG)	5 Jun
3:26.69	Asbel KIPROP (KEN)	Stade Louis II, Monaco (MON)	17 Jul 15	3:33.54	Jake HEYWARD (GBR)	Stade Municipal Prince Moulay Abdellah, Algiers (ALG)	5 Jun
3:27.37	Noureddine MORCELI (ALG)	Nice (FRA)	12 Jul 95	3:33.74	Eliud KIPSANG (KEN)	Cougar Athletic Stadium, Azusa, CA (USA)	15 Apr
3:27.64	Silas KIJLAGAT (KEN)	Stade Louis II, Monaco (MON)	18 Jul 14	3:33.93	Abdellatif SADIKI (MAR)	Stade Municipal Prince Moulay Abdellah, Algiers (ALG)	5 Jun
3:28.12	Noah NGENY (KEN)	Zürich (SUI)	11 Aug 00	3:33.97	William PAULSON (CAN)	Deer Park Athletic Stadium, Azusa, CA (USA)	15 Apr
3:28.28	Timothy CHERUIYOT (KEN)	Stade Louis II, Monaco (MON)	9 Jul 21	3:34.02	Raynold Kipkorir CHERUIYOT (KEN)	Stade Municipal Prince Moulay Abdellah, Algiers (ALG)	2 Jul
3:28.32	Jakob INGEBRIGTSEN (NOR)	National Stadium, Tokyo (JPN)	7 Aug 21	3:34.19	Jakob INGEBRIGTSEN (NOR)	Hayward Field, Eugene, OR (USA)	27 May
3:28.75	Taoufik MAKHLOUFI (ALG)	Stade Louis II, Monaco (MON)	17 Jul 15	3:34.33	Charles GRETHEN (LUX)	Stade Municipal Prince Moulay Abdellah, Algiers (ALG)	5 Jun
3:28.76	Mohamed KATIR (ESP)	Stade Louis II, Monaco (MON)	9 Jul 21	3:34.37	Samuel TANNER (NZL)	Hayward Field, Eugene, OR (USA)	28 May

RESULTS



1500 Metres Men - Semi-Final

First 5 of each heat (Q) plus 2 fastest times (q) qualify to Final

RECORDS	RESULT	NAME	COUNTRY	AGE	VENUE	DATE
World Record WR	3:26.00	Hicham EL GUERROUJ	MAR	24	Stadio Olimpico, Roma (ITA)	14 Jul 1998
Championships Record CR	3:27.65	Hicham EL GUERROUJ	MAR	25	La Cartuja, Sevilla (ESP)	24 Aug 1999
World Leading WL	3:31.01	Abel KIPSANG	KEN	26	Moi International Sports Centre, Kasaran	7 May 2022
Area Record AR		National Record NR		Personal Best PB		Season Best SB

Heat 1
2

17 July 2022 19:00 START TIME

 25° C TEMPERATURE  44 % HUMIDITY

PLACE	BIB	NAME	COUNTRY	DATE OF BIRTH	ORDER	RESULT	
1	1876	Josh KERR	GBR	8 Oct 97	12	3:36.92	Q
2	1765	Mario GARCÍA	ESP	29 Jun 99	5	3:37.01	Q
3	2190	Jakob INGEBRIGTSEN	NOR	19 Sep 00	4	3:37.02	Q
4	2083	Timothy CHERUIYOT	KEN	20 Nov 95	9	3:37.04	Q
5	1763	Ignacio FONTES	ESP	22 Jun 98	2	3:37.21	Q
6	1870	Neil GOURLEY	GBR	7 Feb 95	1	3:37.22	
7	1653	Charles PHILIBERT-THIBOUTOT	CAN	31 Dec 90	3	3:37.29	
8	2380	John GREGOREK	USA	7 Dec 91	11	3:37.35	
9	1803	Samuel TEFERA	ETH	23 Oct 99	7	3:37.71	
10	1537	Oliver HOARE	AUS	29 Jan 97	10	3:38.36	
11	2121	Charles GRETHEN	LUX	2 Jun 92	8	3:40.41	(.403)
12	1974	Andrew COSCORAN	IRL	18 Jun 96	6	3:44.66	

INTERMEDIATE TIMES

100 m	13.33	Timothy CHERUIYOT	200 m	27.84	Timothy CHERUIYOT
300 m	42.46	Jakob INGEBRIGTSEN	400 m	57.59	Jakob INGEBRIGTSEN
500 m	1:13.36	Oliver HOARE	600 m	1:29.21	Jakob INGEBRIGTSEN
700 m	1:44.16	Jakob INGEBRIGTSEN	800 m	1:58.97	Samuel TEFERA
900 m	2:13.49	Jakob INGEBRIGTSEN	1000 m	2:27.93	Jakob INGEBRIGTSEN
1100 m	2:42.03	Jakob INGEBRIGTSEN	1200 m	2:56.05	Samuel TEFERA
1300 m	3:09.75	Timothy CHERUIYOT	1400 m	3:23.26	Jakob INGEBRIGTSEN

RESULTS
1500 Metres Men - Semi-Final

Heat 2 **2** 17 July 2022 19:10 START TIME 25° C 44 %
TEMPERATURE HUMIDITY

PLACE	BIB	NAME	COUNTRY	DATE OF BIRTH	ORDER	RESULT	
1	2091	Abel KIPSANG	KEN	27 Nov 96	2	3:33.68	Q
2	1769	Mohamed KATIR	ESP	17 Feb 98	7	3:34.45	Q SB
3	1890	Jake WIGHTMAN	GBR	11 Jul 94	4	3:34.48	Q
4	1800	Teddese LEMI	ETH	20 Jan 99	12	3:35.04	Q
5	1543	Stewart MCSWEYN	AUS	1 Jun 95	6	3:35.07	Q
6	2227	Michał ROZMYŚ	POL	13 Mar 95	10	3:35.27	q SB
7	2425	Joshua THOMPSON	USA	9 May 93	11	3:35.55	q SB
8	2205	Samuel TANNER	NZL	24 Aug 00	1	3:36.32	
9	1655	Cameron PROCEVIAT	CAN	20 Sep 93	5	3:38.83	
10	2345	Santiago CATROFE	URU	13 Feb 99	8	3:40.16	
11	1652	William PAULSON	CAN	17 Nov 94	3	3:40.41 (.403)	
12	2102	Kumari TAKI	KEN	6 May 99	9	3:50.15	

NOTE **L** BIB 2102 (Kumari TAKI) - TR17.4.4

INTERMEDIATE TIMES

100 m	13.28	Abel KIPSANG	200 m	27.88	Abel KIPSANG
300 m	42.27	Stewart MCSWEYN	400 m	56.47	Stewart MCSWEYN
500 m	1:10.71	Stewart MCSWEYN	600 m	1:24.95	Stewart MCSWEYN
700 m	1:39.33	Stewart MCSWEYN	800 m	1:53.66	Stewart MCSWEYN
900 m	2:08.16	Stewart MCSWEYN	1000 m	2:22.82	Stewart MCSWEYN
1100 m	2:37.40	Stewart MCSWEYN	1200 m	2:51.52	Stewart MCSWEYN
1300 m	3:05.69	Abel KIPSANG	1400 m	3:19.74	Abel KIPSANG

ALL-TIME OUTDOOR TOP LIST

RESULT	NAME	VENUE	DATE
3:26.00	Hicham EL GUERROUJ (MAR)	Stadio Olimpico, Roma (ITA)	14 Jul 98
3:26.34	Bernard LAGAT (KEN)	Bruxelles (BEL)	24 Aug 01
3:26.69	Asbel KIPROP (KEN)	Stade Louis II, Monaco (MON)	17 Jul 15
3:27.37	Noureddine MORCELI (ALG)	Nice (FRA)	12 Jul 95
3:27.64	Silas KIPLAGAT (KEN)	Stade Louis II, Monaco (MON)	18 Jul 14
3:28.12	Noah NGENY (KEN)	Zürich (SUI)	11 Aug 00
3:28.28	Timothy CHERUIYOT (KEN)	Stade Louis II, Monaco (MON)	9 Jul 21
3:28.32	Jakob INGEBRIGTSEN (NOR)	National Stadium, Tokyo (JPN)	7 Aug 21
3:28.75	Taoufik MAKHLOUFI (ALG)	Stade Louis II, Monaco (MON)	17 Jul 15
3:28.76	Mohamed KATIR (ESP)	Stade Louis II, Monaco (MON)	9 Jul 21

2022 OUTDOOR TOP LIST

RESULT	NAME	VENUE	2022
3:31.01	Abel KIPSANG (KEN)	Moi International Sports Centre, Kasaran	7 May
3:32.62	Jake WIGHTMAN (GBR)	Complexe Sportif Prince Moulay Abdellah,	5 Jun
3:33.54	Jake HEYWARD (GBR)	Complexe Sportif Prince Moulay Abdellah,	5 Jun
3:33.74	Eliud KIPSANG (KEN)	Cougar Athletic Stadium, Azusa, CA (USA)	15 Apr
3:33.93	Abdellatif SADIKI (MAR)	Complexe Sportif Prince Moulay Abdellah,	5 Jun
3:33.97	William PAULSON (CAN)	Reggie Lewis Stadium, Azusa, CA (USA)	15 Apr
3:34.02	Raynold Kipkorir CHERUIYOT (KEN)	Heusden-Zolder (BEL)	2 Jul
3:34.19	Jakob INGEBRIGTSEN (NOR)	Hayward Field, Eugene, OR (USA)	27 May
3:34.33	Charles GRETHEN (LUX)	Complexe Sportif Prince Moulay Abdellah,	5 Jun
3:34.37	Samuel TANNER (NZL)	Hayward Field, Eugene, OR (USA)	28 May



RESULTS

1500 Metres Men - Final



RECORDS	RESULT	NAME	COUNTRY	AGE	VENUE	DATE
World Record WR	3:26.00	Hicham EL GUERROUJ	MAR	24	Stadio Olimpico, Roma (ITA)	14 Jul 1998
Championships Record CR	3:27.65	Hicham EL GUERROUJ	MAR	25	La Cartuja, Sevilla (ESP)	24 Aug 1999
World Leading WL	3:29.23	Jake WIGHTMAN	GBR	28	Oregon	19 Jul 2022
Area Record AR		National Record NR		Personal Best PB		Season Best SB

19 July 2022 19:30 START TIME 30° C 42 %
TEMPERATURE HUMIDITY

PLACE	BIB	NAME	COUNTRY	DATE of BIRTH	ORDER	RESULT	
1	1890	Jake WIGHTMAN	GBR	11 Jul 94	3	3:29.23	WL
2	2190	Jakob INGEBRIGTSEN	NOR	19 Sep 00	2	3:29.47	SB
3	1769	Mohamed KATIR	ESP	17 Feb 98	4	3:29.90	SB
4	1765	Mario GARCÍA	ESP	29 Jun 99	11	3:30.20	PB
5	1876	Josh KERR	GBR	8 Oct 97	10	3:30.60	SB
6	2083	Timothy CHERUIYOT	KEN	20 Nov 95	12	3:30.69	SB
7	2091	Abel KIPSANG	KEN	27 Nov 96	5	3:31.21	
8	1800	Teddese LEMI	ETH	20 Jan 99	6	3:32.98	SB
9	1543	Stewart MCSWEYN	AUS	1 Jun 95	7	3:33.24	SB
10	2227	Michał ROZMYS	POL	13 Mar 95	1	3:34.58	SB
11	1763	Ignacio FONTES	ESP	22 Jun 98	9	3:34.71	SB
12	2425	Joshua THOMPSON	USA	9 May 93	8	3:35.57	

INTERMEDIATE TIMES

100 m	13.31	Abel KIPSANG	200 m	27.46	Abel KIPSANG
300 m	41.30	Abel KIPSANG	400 m	55.51	Abel KIPSANG
500 m	1:09.63	Abel KIPSANG	600 m	1:23.93	Abel KIPSANG
700 m	1:37.69	Jakob INGEBRIGTSEN	800 m	1:52.04	Jakob INGEBRIGTSEN
900 m	2:06.12	Jakob INGEBRIGTSEN	1000 m	2:20.28	Jakob INGEBRIGTSEN
1100 m	2:34.23	Jakob INGEBRIGTSEN	1200 m	2:48.28	Jakob INGEBRIGTSEN
1300 m	3:02.12	Jake WIGHTMAN	1400 m	3:15.59	Jake WIGHTMAN

ALL-TIME OUTDOOR TOP LIST

RESULT	NAME	VENUE	DATE
3:26.00	Hicham EL GUERROUJ (MAR)	adio Olimpico, Roma (ITA)	14 Jul 98
3:26.34	Bernard LAGAT (KEN)	Bruxelles (BEL)	24 Aug 01
3:26.69	Asbel KIPROP (KEN)	Stade Louis II, Monaco (MON)	17 Jul 15
3:27.37	Noureddine MORCELI (ALG)	Nice (FRA)	12 Jul 95
3:27.64	Silas KIPLAGAT (KEN)	Stade Louis II, Monaco (MON)	18 Jul 14
3:28.12	Noah NGENY (KEN)	Zürich (SUI)	11 Aug 00
3:28.28	Timothy CHERUIYOT (KEN)	Stade Louis II, Monaco (MON)	9 Jul 21
3:28.32	Jakob INGEBRIGTSEN (NOR)	onal Stadium, Tokyo (JPN)	7 Aug 21
3:28.75	Taufik MAKHLOUFI (ALG)	Stade Louis II, Monaco (MON)	17 Jul 15
3:28.76	Mohamed KATIR (ESP)	Stade Louis II, Monaco (MON)	9 Jul 21

2022 OUTDOOR TOP LIST

RESULT	NAME	VENUE	2022
3:29.23	Jake WIGHTMAN (GBR)	Oregon	19 Jul
3:29.47	Jakob INGEBRIGTSEN (NOR)	Oregon	19 Jul
3:29.90	Mohamed KATIR (ESP)	Oregon	19 Jul
3:30.20	Mario GARCÍA (ESP)	Oregon	19 Jul
3:30.60	Josh KERR (GBR)	Oregon	19 Jul
3:30.69	Timothy CHERUIYOT (KEN)	Oregon	19 Jul
3:31.01	Abel KIPSANG (KEN)	Moi International Sports Centre, Kasaran	7 May
3:32.98	Teddese LEMI (ETH)	Oregon	19 Jul
3:33.24	Stewart MCSWEYN (AUS)	Oregon	19 Jul
3:33.54	Jake HEYWARD (GBR)	omplexe Sportif Prince Moulay Abdallah,	5 Jun



RESULTS



5000 Metres Men - Round 1

First 5 of each heat (Q) plus 5 fastest times (q) qualify to Final

RECORDS	RESULT	NAME	COUNTRY	AGE	VENUE	DATE
World Record WR	12:35.36	Joshua CHEPTEGEI	UGA	24	Stade Louis II, Monaco (MON)	14 Aug 2020
Championships Record CR	12:52.79	Eliud KIPCHOGE	KEN	19	Stade de France, Paris-St-Denis (FRA)	31 Aug 2003
World Leading WL	12:46.33	Nicholas KIPKORIR	KEN	24	Stadio Olimpico, Roma (ITA)	9 Jun 2022
Area Record AR		National Record NR		Personal Best PB		Season Best SB

Heat 1
2

21 July 2022 18:10 START TIME

28° C TEMPERATURE 51 % HUMIDITY

PLACE	BIB	NAME	COUNTRY	DATE of BIRTH	ORDER	RESULT	
1	2331	Oscar CHELIMO	UGA	12 Dec 01	7	13:24.24	Q
2	2376	Grant FISHER	USA	22 Apr 97	17	13:24.44	[.433] Q
3	1790	Selemon BAREGA	ETH	20 Jan 00	15	13:24.44	[.435] Q
4	2333	Joshua CHEPTEGEI	UGA	12 Sep 96	4	13:24.47	Q
5	2412	Abdihamid NUR	USA	14 Oct 98	10	13:24.48	Q
6	2089	Nicholas KIPKORIR	KEN	29 Sep 98	8	13:24.56	q
7	1791	Telahun Haile BEKELE	ETH	13 May 99	21	13:24.77	
8	1550	Ky ROBINSON	AUS	27 Feb 02	6	13:27.03	
9	1860	Andrew BUTCHART	GBR	14 Oct 91	14	13:31.26	SB
10	1856	Sam ATKIN	GBR	14 Mar 93	11	13:34.36	
11	1775	Adel MECHAAL	ESP	5 Dec 90	19	13:36.48	
12	2199	George BEAMISH	NZL	24 Oct 96	2	13:36.86	
13	2194	Narve Gilje NORDÅS	NOR	30 Sep 98	1	13:37.14	
14	2124	Soufiyan BOUQANTAR	MAR	30 Aug 93	5	13:37.69	
15	1653	Charles PHILIBERT-THIBOUTOT	CAN	31 Dec 90	18	13:38.80	
16	1925	Maximilian THORWIRTH	GER	9 Jan 95	9	13:43.02	
17	1628	Altobeli SILVA	BRA	3 Dec 90	13	13:43.80	SB
18	2271	Adriaan WILDSCHUTT	RSA	3 May 98	3	13:44.32	
19	1912	Mohamed MOHUMED	GER	24 Mar 99	20	13:52.00	
20	1521	Jamal Abdelmaji EISA MOHAMMED	ART	25 Aug 93	12	14:02.79	SB
21	2105	Nursultan KENESHBEKOV	KGZ	25 Mar 00	16	14:15.59	[.590]

RESULTS
5000 Metres Men - Round 1
INTERMEDIATE TIMES

100 m	16.08 Mohamed MOHUMED	200 m	32.72 Adel MECHAAL
300 m	50.15 Telahun Haile BEKELE	400 m	1:07.99 Adel MECHAAL
500 m	1:24.95 Adel MECHAAL	600 m	1:41.25 Adel MECHAAL
700 m	1:58.44 Adel MECHAAL	800 m	2:17.40 Adel MECHAAL
900 m	2:35.04 Adel MECHAAL	1000 m	2:45.04 Altobeli SILVA
1100 m	3:06.71 Adel MECHAAL	1200 m	3:22.27 Selemon BAREGA
1300 m	3:37.58 Selemon BAREGA	1400 m	3:53.16 Selemon BAREGA
1500 m	4:09.34 Selemon BAREGA	1600 m	4:25.56 Selemon BAREGA
1700 m	4:41.81 Selemon BAREGA	1800 m	4:58.01 Selemon BAREGA
1900 m	5:14.89 Selemon BAREGA	2000 m	5:31.95 Telahun Haile BEKELE
2100 m	5:49.01 Telahun Haile BEKELE	2200 m	6:05.94 Telahun Haile BEKELE
2300 m	6:22.88 Telahun Haile BEKELE	2400 m	6:39.51 Telahun Haile BEKELE
2500 m	6:56.41 Telahun Haile BEKELE	2600 m	7:12.02 Oscar CHELIMO
2700 m	7:28.08 Oscar CHELIMO	2800 m	7:44.30 Oscar CHELIMO
2900 m	8:01.71 Grant FISHER	3000 m	8:18.27 Grant FISHER
3100 m	8:34.49 Grant FISHER	3200 m	8:50.40 Grant FISHER
3300 m	9:06.29 Grant FISHER	3400 m	9:22.33 Grant FISHER
3500 m	9:38.26 Telahun Haile BEKELE	3600 m	9:54.14 Grant FISHER
3700 m	10:09.60 Grant FISHER	3800 m	10:25.21 Grant FISHER
3900 m	10:40.84 Grant FISHER	4000 m	10:56.30 Grant FISHER
4100 m	11:11.67 Grant FISHER	4200 m	11:26.73 Grant FISHER
4300 m	11:42.14 Grant FISHER	4400 m	11:57.13 Grant FISHER
4500 m	12:12.76 Selemon BAREGA	4600 m	12:27.83 Selemon BAREGA
4700 m	12:42.73 Selemon BAREGA	4800 m	12:56.93 Selemon BAREGA
4900 m	13:11.12 Selemon BAREGA		

RESULTS
5000 Metres Men - Round 1
Heat 2 **2**

21 July 2022 18:32 START TIME 28° C TEMPERATURE 51 % HUMIDITY

PLACE	BIB	NAME	COUNTRY	DATE OF BIRTH	ORDER	RESULT	
1	2095	Jacob KROP	KEN	4 Jun 01	7	13:13.30	Q
2	2190	Jakob INGEBRIGTSEN	NOR	19 Sep 00	17	13:13.92	Q
3	1948	Luis GRIJALVA	GUA	10 Apr 99	12	13:14.04	Q SB
4	1799	Yomif KEJELCHA	ETH	1 Aug 97	16	13:14.87	Q
5	1636	Mohammed AHMED	CAN	5 Jan 91	14	13:15.17 (.169)	Q
6	2084	Daniel Simiu EBENYO	KEN	18 Sep 95	4	13:15.17 (.170)	q
7	1794	Muktar EDRIS	ETH	14 Jan 94	15	13:21.19	q
8	1888	Marc SCOTT	GBR	21 Dec 93	5	13:22.54	q
9	1915	Sam PARSONS	GER	18 Jun 94	9	13:24.50	q
10	1750	Merhawi MEBRAHTU	ERI	21 Sep 03	13	13:24.89	
11	2392	William KINCAID	USA	21 Sep 92	10	13:25.02	
12	2200	Hamish CARSON	NZL	1 Nov 88	6	13:37.62	
13	2049	Hyuga ENDO	JPN	5 Aug 98	11	13:47.07	
14	2337	Peter MARU	UGA	3 Apr 03	8	13:47.65	
15	2258	Precious Lesiba MASHELE	RSA	13 Oct 90	21	13:52.37	
16	1547	Matthew RAMSDEN	AUS	23 Jul 97	18	13:52.90	
17	2122	Hicham AKANKAM	MAR	4 Apr 98	3	14:05.11	
18	2286	Yaseen ABDALLA	SUD	13 Aug 01	2	14:15.59 (.586)	
19	2310	Kieran TUNTIVATE	THA	16 Feb 97	20	14:19.28	
20	1523	Jethro SAINT-FLEUR	ARU	14 Dec 95	1	16:04.46	PB
	1663	Ali Hissein MAHAMAT	CHA	5 Jan 00	19	DNS	

NOTE Y BIB 2286 (Yaseen ABDALLA) - CR18.5 - Unsporting manner / improper conduct

INTERMEDIATE TIMES

100 m	15.57 Jacob KROP	200 m	32.21 Mohammed AHMED
300 m	48.66 Mohammed AHMED	400 m	1:04.93 Mohammed AHMED
500 m	1:21.85 Mohammed AHMED	600 m	1:38.08 Mohammed AHMED
700 m	1:54.27 Mohammed AHMED	800 m	2:10.58 Mohammed AHMED
900 m	2:27.58 William KINCAID	1000 m	2:43.65 William KINCAID
1100 m	2:59.52 William KINCAID	1200 m	3:15.77 William KINCAID
1300 m	3:31.77 William KINCAID	1400 m	3:47.83 William KINCAID
1500 m	4:04.72 Jacob KROP	1600 m	4:21.78 Mohammed AHMED
1700 m	4:39.22 Mohammed AHMED	1800 m	4:55.24 Jacob KROP
1900 m	5:11.66 Peter MARU	2000 m	5:28.95 Luis GRIJALVA
2100 m	5:44.24 Luis GRIJALVA	2200 m	5:59.52 Luis GRIJALVA
2300 m	6:15.20 Luis GRIJALVA	2400 m	6:30.74 Luis GRIJALVA
2500 m	6:46.18 Luis GRIJALVA	2600 m	7:01.68 Luis GRIJALVA
2700 m	7:17.71 Luis GRIJALVA	2800 m	7:33.50 Luis GRIJALVA
2900 m	7:49.42 Luis GRIJALVA	3000 m	8:05.08 Luis GRIJALVA
3100 m	8:20.99 Luis GRIJALVA	3200 m	8:37.15 Luis GRIJALVA
3300 m	8:52.70 Daniel Simiu EBENYO	3400 m	9:08.08 Daniel Simiu EBENYO
3500 m	9:23.71 Daniel Simiu EBENYO	3600 m	9:39.12 Daniel Simiu EBENYO
3700 m	9:54.44 Daniel Simiu EBENYO	3800 m	10:09.82 Daniel Simiu EBENYO
3900 m	10:25.47 Daniel Simiu EBENYO	4000 m	10:41.06 Daniel Simiu EBENYO
4100 m	10:56.41 Daniel Simiu EBENYO	4200 m	11:11.86 Daniel Simiu EBENYO
4300 m	11:27.79 Jacob KROP	4400 m	11:43.36 Jacob KROP
4500 m	11:58.76 Jacob KROP	4600 m	12:14.08 Jacob KROP
4700 m	12:29.37 Jacob KROP	4800 m	12:43.83 Jacob KROP
4900 m	12:58.68 Jacob KROP		

RESULTS

5000 Metres Men - Round 1

ALL-TIME OUTDOOR TOP LIST				2022 OUTDOOR TOP LIST			
RESULT	NAME	VENUE	DATE	RESULT	NAME	VENUE	2022
12:35.36	Joshua CHEPTEGEI (UGA)	Stade Louis II, Monaco (MON)	14 Aug 20	12:46.33	Nicholas KIPKORIR (KEN)	Stadio Olimpico, Roma (ITA)	9 Jun
12:37.35	Kenenisa BEKELE (ETH)	's-Koen Stadion, Hengelo (NED)	31 May 04	12:46.79	Jacob KROP (KEN)	Stadio Olimpico, Roma (ITA)	9 Jun
12:39.36	Haile GEBRESELASSIE (ETH)	Helsinki (FIN)	13 Jun 98	12:50.05	Berihu AREGAWI (ETH)	Hayward Field, Eugene, OR (USA)	28 May
12:39.74	Daniel KOMEN (KEN)	Bruxelles (BEL)	22 Aug 97	12:52.10	Yomif KEJELCHA (ETH)	Stadio Olimpico, Roma (ITA)	9 Jun
12:43.02	Selemon BAREGA (ETH)	oudewijnstadion, Bruxelles (BEL)	31 Aug 18	12:54.87	Selemon BAREGA (ETH)	Stadio Olimpico, Roma (ITA)	9 Jun
12:45.82	Hagos GEBRHIWET (ETH)	dewijnstadion, Bruxelles (BEL)	31 Aug 18	12:55.84	Mohammed AHMED (CAN)	Stadio Olimpico, Roma (ITA)	9 Jun
12:46.33	Nicholas KIPKORIR (KEN)	Stadio Olimpico, Roma (ITA)	9 Jun 22	12:57.18	Telahun Haile BEKELE (ETH)	Stadio Olimpico, Roma (ITA)	9 Jun
12:46.53	Eliud KIPCHOGE (KEN)	Stadio Olimpico, Roma (ITA)	2 Jul 04	12:57.99	Joshua CHEPTEGEI (UGA)	Hayward Field, Eugene, OR (USA)	27 May
12:46.79	Yomif KEJELCHA (ETH)	oudewijnstadion, Bruxelles (BEL)	31 Aug 18	12:58.63	Muktar EDRIS (ETH)	Stadio Olimpico, Roma (ITA)	9 Jun
12:46.79	Jacob KROP (KEN)	Stadio Olimpico, Roma (ITA)	9 Jun 22	12:59.39	Thierry NDIKUMWENAYO (BDI)	Stadio Olimpico, Roma (ITA)	9 Jun

RESULTS

5000 Metres Men - Final



RECORDS	RESULT	NAME	COUNTRY	AGE	VENUE	DATE
World Record WR	12:35.36	Joshua CHEPTEGEI	UGA	24	Stade Louis II, Monaco (MON)	14 Aug 2020
Championships Record CR	12:52.79	Eliud KIPCHOGE	KEN	19	Stade de France, Paris-St-Denis (FRA)	31 Aug 2003
World Leading WL	12:46.33	Nicholas KIPKORIR	KEN	24	Stadio Olimpico, Roma (ITA)	9 Jun 2022
Area Record AR		National Record NR		Personal Best PB		Season Best SB

24 July 2022 18:05 START TIME 31° C TEMPERATURE 40 % HUMIDITY

PLACE	BIB	NAME	COUNTRY	DATE of BIRTH	ORDER	RESULT
1	2190	Jakob INGEBRIGTSEN	NOR	19 Sep 00	5	13:09.24
2	2095	Jacob KROP	KEN	4 Jun 01	11	13:09.98
3	2331	Oscar CHELIMO	UGA	12 Dec 01	2	13:10.20 SB
4	1948	Luis GRIJALVA	GUA	10 Apr 99	8	13:10.44 SB
5	1636	Mohammed AHMED	CAN	5 Jan 91	14	13:10.46
6	2376	Grant FISHER	USA	22 Apr 97	12	13:11.65
7	2089	Nicholas KIPKORIR	KEN	29 Sep 98	1	13:11.97
8	1799	Yomif KEJELCHA	ETH	1 Aug 97	10	13:12.09
9	2333	Joshua CHEPTEGEI	UGA	12 Sep 96	13	13:13.12
10	2084	Daniel Simiu EBENYO	KEN	18 Sep 95	15	13:16.64
11	2412	Abdihamid NUR	USA	14 Oct 98	9	13:18.05
12	1790	Selemon BAREGA	ETH	20 Jan 00	7	13:19.62
13	1794	Muktar EDRIS	ETH	14 Jan 94	4	13:24.67
14	1888	Marc SCOTT	GBR	21 Dec 93	6	13:41.04
15	1915	Sam PARSONS	GER	18 Jun 94	3	13:45.89

INTERMEDIATE TIMES					
100 m	15.14	Joshua CHEPTEGEI	200 m	30.37	Joshua CHEPTEGEI
300 m	46.06	Joshua CHEPTEGEI	400 m	1:02.05	Joshua CHEPTEGEI
500 m	1:17.97	Joshua CHEPTEGEI	600 m	1:33.56	Joshua CHEPTEGEI
700 m	1:49.27	Joshua CHEPTEGEI	800 m	2:05.22	Joshua CHEPTEGEI
900 m	2:21.17	Joshua CHEPTEGEI	1000 m	2:36.59	Joshua CHEPTEGEI
1100 m	2:52.20	Joshua CHEPTEGEI	1200 m	3:07.95	Joshua CHEPTEGEI
1300 m	3:24.29	Joshua CHEPTEGEI	1400 m	3:40.49	Jacob KROP
1500 m	3:56.51	Jacob KROP	1600 m	4:13.07	Jacob KROP
1700 m	4:29.35	Jacob KROP	1800 m	4:45.53	Jacob KROP
1900 m	5:01.77	Jacob KROP	2000 m	5:17.79	Nicholas KIPKORIR
2100 m	5:34.18	Nicholas KIPKORIR	2200 m	5:50.49	Nicholas KIPKORIR
2300 m	6:07.14	Nicholas KIPKORIR	2400 m	6:24.33	Nicholas KIPKORIR
2500 m	6:41.53	Nicholas KIPKORIR	2600 m	6:58.15	Nicholas KIPKORIR
2700 m	7:14.97	Nicholas KIPKORIR	2800 m	7:31.26	Nicholas KIPKORIR
2900 m	7:48.26	Nicholas KIPKORIR	3000 m	8:04.50	Nicholas KIPKORIR
3100 m	8:20.68	Nicholas KIPKORIR	3200 m	8:37.04	Nicholas KIPKORIR
3300 m	8:53.41	Nicholas KIPKORIR	3400 m	9:09.55	Jacob KROP
3500 m	9:26.02	Nicholas KIPKORIR	3600 m	9:42.60	Nicholas KIPKORIR
3700 m	9:59.21	Nicholas KIPKORIR	3800 m	10:14.83	Jacob KROP
3900 m	10:30.38	Nicholas KIPKORIR	4000 m	10:46.05	Jacob KROP
4100 m	11:01.41	Jakob INGEBRIGTSEN	4200 m	11:16.46	Jakob INGEBRIGTSEN
4300 m	11:31.28	Jakob INGEBRIGTSEN	4400 m	11:46.22	Jacob KROP
4500 m	12:01.16	Jakob INGEBRIGTSEN	4600 m	12:15.31	Jakob INGEBRIGTSEN
4700 m	12:29.04	Jakob INGEBRIGTSEN	4800 m	12:42.56	Jakob INGEBRIGTSEN
4900 m	12:55.72	Jakob INGEBRIGTSEN			



RESULTS

5000 Metres Men - Final

ALL-TIME OUTDOOR TOP LIST				2022 OUTDOOR TOP LIST			
RESULT	NAME	VENUE	DATE	RESULT	NAME	VENUE	2022
12:35.36	Joshua CHEPTEGEI (UGA)	Stade Louis II, Monaco (MON)	14 Aug 20	12:46.33	Nicholas KIPKORIR (KEN)	Stadio Olimpico, Roma (ITA)	9 Jun
12:37.35	Kenenisa BEKELE (ETH)	's-Koen Stadion, Hengelo (NED)	31 May 04	12:46.79	Jacob KROP (KEN)	Stadio Olimpico, Roma (ITA)	9 Jun
12:39.36	Haile GEBRSELASSIE (ETH)	Helsinki (FIN)	13 Jun 98	12:50.05	Berihu AREGAWI (ETH)	Hayward Field, Eugene, OR (USA)	28 May
12:39.74	Daniel KOMEN (KEN)	Bruxelles (BEL)	22 Aug 97	12:52.10	Yomif KEJELCHA (ETH)	Stadio Olimpico, Roma (ITA)	9 Jun
12:43.02	Selemon BAREGA (ETH)	udewijnstadion, Bruxelles (BEL)	31 Aug 18	12:54.87	Selemon BAREGA (ETH)	Stadio Olimpico, Roma (ITA)	9 Jun
12:45.82	Hagos GEBRHIWET (ETH)	dewijnstadion, Bruxelles (BEL)	31 Aug 18	12:55.84	Mohammed AHMED (CAN)	Stadio Olimpico, Roma (ITA)	9 Jun
12:46.33	Nicholas KIPKORIR (KEN)	Stadio Olimpico, Roma (ITA)	9 Jun 22	12:57.18	Telahun Haile BEKELE (ETH)	Stadio Olimpico, Roma (ITA)	9 Jun
12:46.53	Eliud KIPCHOGE (KEN)	Stadio Olimpico, Roma (ITA)	2 Jul 04	12:57.99	Joshua CHEPTEGEI (UGA)	Hayward Field, Eugene, OR (USA)	27 May
12:46.79	Yomif KEJELCHA (ETH)	oudewijnstadion, Bruxelles (BEL)	31 Aug 18	12:58.63	Muktar EDRIS (ETH)	Stadio Olimpico, Roma (ITA)	9 Jun
12:46.79	Jacob KROP (KEN)	Stadio Olimpico, Roma (ITA)	9 Jun 22	12:59.39	Thierry NDIKUMWENAYO (BDI)	Stadio Olimpico, Roma (ITA)	9 Jun

RESULTS

10,000 Metres Men - Final

INTERMEDIATES ADDED

RECORDS	RESULT	NAME	COUNTRY	AGE	VENUE	DATE
World Record WR	26:11.00	Joshua CHEPTEGEI	UGA	24	Estadio de Atletismo del Turia, Valencia	7 Oct 2020
Championships Record CR	26:46.31	Kenenisa BEKELE	ETH	27	Olympiastadion, Berlin (GER)	17 Aug 2009
World Leading WL	26:33.84	Grant FISHER	USA	25	JSerra Catholic HS, San Juan Capistrano,	6 Mar 2022
Area Record AR		National Record NR			Personal Best PB	Season Best SB

17 July 2022 13:03 START TIME 21° C 59 %
TEMPERATURE HUMIDITY

PLACE	BIB	NAME	COUNTRY	DATE of BIRTH	ORDER	RESULT	
1	2333	Joshua CHEPTEGEI	UGA	12 Sep 96	3	27:27.43	SB
2	2098	Stanley Waitaha MBURU	KEN	9 Apr 00	21	27:27.90	SB
3	2334	Jacob KIPLIMO	UGA	14 Nov 00	7	27:27.97	SB
4	2376	Grant FISHER	USA	22 Apr 97	24	27:28.14	
5	1790	Selemon BAREGA	ETH	20 Jan 00	15	27:28.39	
6	1636	Mohammed AHMED	CAN	5 Jan 91	16	27:30.27	
7	1789	Berihu AREGAWI	ETH	28 Feb 01	18	27:31.00	
8	2097	Daniel MATEIKO	KEN	4 Aug 98	12	27:33.57	SB
9	2395	Joe KLECKER	USA	16 Nov 96	5	27:38.73	SB
10	1581	Isaac KIMELI	BEL	9 Mar 94	17	27:43.50	SB
11	1831	Jimmy GRESSIER	FRA	4 May 97	20	27:44.55	
12	2405	Sean MCGORTY	USA	8 Mar 95	9	27:46.30	
13	1774	Carlos MAYO	ESP	18 Sep 95	23	27:50.61	
14	1807	Tadese WORKU	ETH	20 Jan 02	4	27:51.25	
15	2096	Rodgers KWEMOI	KEN	3 Mar 98	11	27:52.26	
16	1568	Rodrigue KWIZERA	BDI	10 Oct 99	19	28:01.49	
17	1752	Habtom SAMUEL	ERI	30 Nov 03	22	28:01.81	
18	1569	Egide NTAKARUTIMANA	BDI	97	6	28:24.07	
19	1548	Jack RAYNER	AUS	19 Dec 95	10	28:24.12	
20	2073	Ren TAZAWA	JPN	11 Nov 00	1	28:24.25	
21	2133	Zouhair TALBI	MAR	8 Apr 95	13	28:28.69	
22	2054	Tatsuhiko ITO	JPN	23 Mar 98	8	28:57.85	
23	1865	Patrick DEVER	GBR	5 Sep 96	14	29:13.88	
24	2336	Stephen KISSA	UGA	1 Dec 88	2	29:21.10	SB

RESULTS
10,000 Metres Men - Final
INTERMEDIATES ADDED
NOTE  BIB 2395 (Joe KLECKER) - TR17.4.4

INTERMEDIATE TIMES

100 m	15.87 Rodgers KWEMOI	200 m	33.25 Grant FISHER
300 m	50.13 Carlos MAYO	400 m	1:06.70 Carlos MAYO
500 m	1:22.94 Carlos MAYO	600 m	1:39.65 Carlos MAYO
700 m	1:56.22 Carlos MAYO	800 m	2:12.74 Carlos MAYO
900 m	2:29.25 Carlos MAYO	1000 m	2:45.81 Carlos MAYO
1100 m	3:02.26 Carlos MAYO	1200 m	3:18.64 Carlos MAYO
1300 m	3:35.13 Carlos MAYO	1400 m	3:51.80 Carlos MAYO
1500 m	4:08.29 Carlos MAYO	1600 m	4:24.76 Carlos MAYO
1700 m	4:41.35 Carlos MAYO	1800 m	4:58.73 Carlos MAYO
1900 m	5:15.39 Carlos MAYO	2000 m	5:31.74 Carlos MAYO
2100 m	5:48.50 Carlos MAYO	2200 m	6:05.32 Carlos MAYO
2300 m	6:21.99 Carlos MAYO	2400 m	6:38.72 Carlos MAYO
2500 m	6:55.59 Carlos MAYO	2600 m	7:12.46 Carlos MAYO
2700 m	7:29.30 Carlos MAYO	2800 m	7:46.44 Carlos MAYO
2900 m	8:03.22 Stephen KISSA	3000 m	8:20.07 Stephen KISSA
3100 m	8:37.12 Stephen KISSA	3200 m	8:54.00 Stephen KISSA
3300 m	9:11.07 Stephen KISSA	3400 m	9:28.51 Stephen KISSA
3500 m	9:45.86 Stephen KISSA	3600 m	10:02.83 Stephen KISSA
3700 m	10:19.54 Stephen KISSA	3800 m	10:36.71 Stephen KISSA
3900 m	10:54.42 Stephen KISSA	4000 m	11:11.53 Joshua CHEPTEGEI
4100 m	11:28.24 Joshua CHEPTEGEI	4200 m	11:45.54 Joshua CHEPTEGEI
4300 m	12:03.04 Joshua CHEPTEGEI	4400 m	12:20.27 Joshua CHEPTEGEI
4500 m	12:37.44 Joshua CHEPTEGEI	4600 m	12:54.57 Joshua CHEPTEGEI
4700 m	13:11.82 Joshua CHEPTEGEI	4800 m	13:28.45 Selemon BAREGA
4900 m	13:44.19 Selemon BAREGA	5000 m	14:01.33 Selemon BAREGA
5100 m	14:19.08 Selemon BAREGA	5200 m	14:35.53 Jacob KIPLIMO
5300 m	14:51.64 Jacob KIPLIMO	5400 m	15:07.91 Jacob KIPLIMO
5500 m	15:23.94 Jacob KIPLIMO	5600 m	15:40.00 Jacob KIPLIMO
5700 m	15:56.08 Jacob KIPLIMO	5800 m	16:12.07 Jacob KIPLIMO
5900 m	16:28.25 Jacob KIPLIMO	6000 m	16:44.45 Jacob KIPLIMO
6100 m	17:00.98 Jacob KIPLIMO	6200 m	17:17.32 Jacob KIPLIMO
6300 m	17:33.46 Jacob KIPLIMO	6400 m	17:49.50 Jacob KIPLIMO
6500 m	18:06.70 Joshua CHEPTEGEI	6600 m	18:23.55 Joshua CHEPTEGEI
6700 m	18:40.18 Joshua CHEPTEGEI	6800 m	18:56.73 Joshua CHEPTEGEI
6900 m	19:13.48 Joshua CHEPTEGEI	7000 m	19:29.87 Joshua CHEPTEGEI
7100 m	19:46.47 Joshua CHEPTEGEI	7200 m	20:03.01 Joshua CHEPTEGEI
7300 m	20:19.89 Joshua CHEPTEGEI	7400 m	20:36.83 Joshua CHEPTEGEI
7500 m	20:53.65 Joshua CHEPTEGEI	7600 m	21:10.23 Joshua CHEPTEGEI
7700 m	21:27.06 Joshua CHEPTEGEI	7800 m	21:44.18 Joshua CHEPTEGEI
7900 m	22:01.28 Joshua CHEPTEGEI	8000 m	22:18.21 Joshua CHEPTEGEI
8100 m	22:34.95 Joshua CHEPTEGEI	8200 m	22:51.97 Joshua CHEPTEGEI
8300 m	23:08.99 Joshua CHEPTEGEI	8400 m	23:25.69 Joshua CHEPTEGEI
8500 m	23:42.50 Joshua CHEPTEGEI	8600 m	23:58.55 Joshua CHEPTEGEI
8700 m	24:14.39 Joshua CHEPTEGEI	8800 m	24:30.21 Joshua CHEPTEGEI
8900 m	24:45.71 Joshua CHEPTEGEI	9000 m	25:01.67 Selemon BAREGA
9100 m	25:18.02 Selemon BAREGA	9200 m	25:33.65 Stanley Waitthaka MBURU
9300 m	25:49.17 Stanley Waitthaka MBURU	9400 m	26:04.61 Stanley Waitthaka MBURU
9500 m	26:19.57 Stanley Waitthaka MBURU	9600 m	26:34.01 Berihu AREGAWI
9700 m	26:47.67 Joshua CHEPTEGEI	9800 m	27:00.95 Joshua CHEPTEGEI
9900 m	27:14.23 Joshua CHEPTEGEI		

RESULTS
10,000 Metres Men - Final
INTERMEDIATES ADDED

ALL-TIME OUTDOOR TOP LIST				2022 OUTDOOR TOP LIST			
RESULT	NAME	VENUE	DATE	RESULT	NAME	VENUE	2022
26:11.00	Joshua CHEPTEGEI (UGA)	Atletismo del Turia, Valencia	7 Oct 20	26:33.84	Grant FISHER (USA)	J Serra Catholic HS, San Juan Capistrano,	6 Mar
26:17.53	Kenenisa BEKELE (ETH)	udewijnstadion, Bruxelles (BEL)	26 Aug 05	26:34.14	Mohammed AHMED (CAN)	a Catholic HS, San Juan Capistrano,	6 Mar
26:22.75	Haile GEBRSELASSIE (ETH)	oen Stadion, Hengelo (NED)	1 Jun 98	26:44.73	Selemon BAREGA (ETH)	Blankers-Koen Stadion, Hengelo (NED)	5 Jun
26:27.85	Paul TERGAT (KEN)	Bruxelles (BEL)	22 Aug 97	26:45.91	Tadese WORKU (ETH)	Blankers-Koen Stadion, Hengelo (NED)	5 Jun
26:30.03	Nicholas KEMBOI (KEN)	udewijnstadion, Bruxelles (BEL)	5 Sep 03	26:46.13	Berihu AREGAWI (ETH)	Blankers-Koen Stadion, Hengelo (NED)	5 Jun
26:30.74	Abebe DINKESA (ETH)	ankers-Koen Stadion, Hengelo (NED)	29 May 05	26:49.39	Yomif KEJELCHA (ETH)	Blankers-Koen Stadion, Hengelo (NED)	5 Jun
26:33.84	Grant FISHER (USA)	ra Catholic HS, San Juan Capistrano,	6 Mar 22	27:00.24	Milkesa MENGESHA (ETH)	ankers-Koen Stadion, Hengelo (NED)	5 Jun
26:33.93	Jacob KIPLIMO (UGA)	Mestský Stadion, Ostrava (CZE)	19 May 21	27:09.46	Sabastian Kimaru SAWE (KEN)	osé Vieira de Carvalho, Maia (P	4 Jun
26:34.14	Mohammed AHMED (CAN)	olic HS, San Juan Capistrano,	6 Mar 22	27:15.35	Jack RAYNER (AUS)	J Serra Catholic HS, San Juan Capistrano,	6 Mar
26:35.63	Micah Kemboi KOGO (KEN)	wijnstadion, Bruxelles (BEL)	25 Aug 06	27:16.18	Yemaneberhan CRIPPA (ITA)	ument Hill Fields Athletics Track,	14 May

RESULTS

Marathon Men - Final

INTERMEDIATE UPDATED

RECORDS	RESULT	NAME	COUNTRY	AGE	VENUE	DATE
World Record WR	2:01:39	Eliud KIPCHOGE	KEN	34	Berlin (GER)	16 Sep 2018
Championships Record CR	2:05:36	Tamirat TOLA	ETH	31	Oregon	17 Jul 2022
World Leading WL	2:02:40	Eliud KIPCHOGE	KEN	38	Tokyo (JPN)	6 Mar 2022
Area Record AR	National Record NR	Personal Best PB	Season Best SB			

17 July 2022 06:14 START TIME 13° C 88 %
 TEMPERATURE HUMIDITY
 08:47 END TIME 16° C 79 %

PLACE	BIB	NAME	COUNTRY	DATE of BIRTH	RESULT	
1	1804	Tamirat TOLA	ETH	11 Aug 91	2:05:36	CR
2	1796	Mosinet GEREMEW	ETH	12 Feb 92	2:06:44	+ 1:08
3	1570	Bashir ABDI	BEL	10 Feb 89	2:06:48	+ 1:12
4	1646	Cameron LEVINS	CAN	28 Mar 89	2:07:09	NR + 1:33
5	2085	Geoffrey KAMWOROR	KEN	22 Nov 92	2:07:14	SB + 1:38
6	1805	Seifu TURA	ETH	19 Jun 97	2:07:17	+ 1:41
7	2307	Gabriel Gerald GEAY	TAN	10 Sep 96	2:07:31	SB + 1:55
8	1609	Daniel DO NASCIMENTO	BRA	28 Jul 98	2:07:35	+ 1:59
9	1634	Shumi DECHASA	BRN	28 May 89	2:07:52	SB + 2:16
10	2440	Isaac MPOFU	ZIM	20 Aug 88	2:07:56	NR + 2:20
11	1986	Maru TEFERI	ISR	17 Aug 92	2:07:59	+ 2:23
12	2127	Othmane EL GOUNMRI	MAR	28 May 92	2:08:14	+ 2:38
13	2065	Yusuke NISHIYAMA	JPN	7 Nov 94	2:08:35	+ 2:59
14	2132	Hamza SAHLI	MAR	10 May 93	2:08:45	+ 3:09
15	2092	Barnabas KIPTUM	KEN	8 Dec 86	2:08:59	+ 3:23
16	1751	Oqbe Kibrom RUESOM	ERI	1 Jan 98	2:09:02	+ 3:26
17	1826	Hassan CHAHDI	FRA	7 May 89	2:09:20	+ 3:44
18	2252	Melikhaya FRANS	RSA	5 Feb 90	2:09:24	PB + 3:48
19	2418	Galen RUPP	USA	8 May 86	2:09:36	SB + 4:00
20	1647	Rory LINKLETTER	CAN	12 Aug 96	2:10:24	PB + 4:48
21	2125	Mohamed Reda EL AARABY	MAR	12 Nov 89	2:10:33	+ 4:57
22	1749	Goitom KIFLE	ERI	3 Dec 93	2:11:10	SB + 5:34
23	1670	Guojian DONG	CHN	16 Mar 87	2:11:14	SB + 5:38
24	2391	Elkanah KIBET	USA	2 Jun 83	2:11:20	SB + 5:44
25	1985	Tesema MOGES	ISR	2 Feb 88	2:11:36	+ 6:00
26	2149	Ser-Od BAT-OCHIR	MGL	7 Oct 81	2:11:39	SB + 6:03
27	1619	Jose Marcio LEO DA SILVA	BRA	22 Nov 90	2:11:43	+ 6:07
28	1654	Ben PREISNER	CAN	22 Mar 96	2:11:47	SB + 6:11
29	2143	Patricio CASTILLO	MEX	17 Feb 92	2:11:51	SB + 6:15
30	1577	Thomas DE BOCK	BEL	20 Aug 91	2:11:54	SB + 6:18
31	1682	Shaohui YANG	CHN	9 Jul 92	2:11:56	+ 6:20
32	1567	Olivier IRABARUTA	BDI	25 Aug 90	2:12:00	+ 6:24
33	2335	Jackson KIPROP	UGA	20 Oct 86	2:12:14	+ 6:38
34	2332	Filex Malewa CHEMONGESI	UGA	19 Aug 93	2:12:16	+ 6:40
35	2118	Tebello RAMAKONGOANA	LES	13 Oct 96	2:12:35	SB + 6:59
36	1591	Hector GARIBAY FLORES	BOL	9 Jul 88	2:12:44	+ 7:08
37	1623	Paulo Roberto PAULA	BRA	8 Jul 79	2:13:39	+ 8:03
38	2051	Gaku HOSHI	JPN	17 Sep 98	2:13:44	+ 8:08

RESULTS
Marathon Men
INTERMEDIATE UPDATED

39 2346	Nicolás CUESTAS	URU	8 Dec 86	2:13:52		+ 8:16
40 2339	Fred MUSOBO	UGA	12 Aug 96	2:13:58	SB	+ 8:22
41 1519	Eulalio MUNOZ	ARG	16 Jul 95	2:14:29	SB	+ 8:53
42 2151	Byambajav TSEVEENRAVDAN	MGL	7 Jul 90	2:14:44		+ 9:08
43 1899	Tom GRÖSCHEL	GER	25 Aug 91	2:14:56	SB	+ 9:20
44 1753	Hiskel TEWELDE	ERI	15 Sep 86	2:15:01	SB	+ 9:25
45 1674	Jianhua PENG	CHN	18 Dec 96	2:16:12	SB	+ 10:36
46 2406	Colin MICKOW	USA	15 Mar 90	2:16:36	SB	+ 11:00
47 1729	Thijs NIJHUIS	DEN	20 Sep 92	2:16:55	SB	+ 11:19
48 1983	Haimro ALAME	ISR	8 Jun 90	2:17:05		+ 11:29
49 1871	Joshua GRIFFITHS	GBR	3 Nov 93	2:17:37		+ 12:01
50 2348	Ernesto Andrés ZAMORA	URU	13 Apr 83	2:17:54		+ 12:18
51 2144	Dario CASTRO	MEX	29 Jun 89	2:18:32		+ 12:56
52 2261	Tumelo MOTLAGALE	RSA	26 Nov 86	2:20:21		+ 14:45
53 1987	Eduardo Terrance GARCIA	ISV	20 Nov 92	2:23:16	SB	+ 17:40
54 2172	Krishna Bahadur BASNET	NEP	19 Oct 83	2:24:19	SB	+ 18:43
1573	Lahsene BOUCHIKHI	BEL	1 Jun 93	DNF		
2150	Gantulga DAMBADARJAA	MGL	3 Feb 89	DNF		
1793	Lelisa DESISA	ETH	14 Jan 90	DNF		
2308	Emanuel Giniki GISAMODA	TAN	18 May 88	DNF		
1732	Ibrahim HASSAN	DJI	1 Jan 97	DNF		
2166	Abdi NAGEEYE	NED	2 Mar 89	DNF		
2302	David NILSSON	SWE	16 Apr 87	DNF		
2107	Joohan OH	KOR	20 Nov 88	DNF		
2071	Kengo SUZUKI	JPN	11 Jun 95	DNS		

INTERMEDIATE TIMES

1 km	3:08	Shaohui YANG	2 km	6:21	Rory LINKLETTER
3 km	9:30	Rory LINKLETTER	4 km	12:43	Rory LINKLETTER
5 km	15:43	Shumi DECHASA	6 km	18:40	Shumi DECHASA
7 km	21:48	Ser-Od BAT-OCHIR	8 km	24:52	Ser-Od BAT-OCHIR
9 km	27:55	Shumi DECHASA	10 km	30:53	Shumi DECHASA
11 km	33:51	Shumi DECHASA	12 km	36:56	Fred MUSOBO
13 km	39:52	Fred MUSOBO	14 km	42:57	Mohamed Reda EL AARABY
15 km	45:53	Shumi DECHASA	16 km	48:55	Daniel DO NASCIMENTO
17 km	51:54	Daniel DO NASCIMENTO	18 km	55:01	Hector GARIBAY FLORES
19 km	57:53	Shumi DECHASA	20 km	1:00:53	Shumi DECHASA
21 km	1:03:57	Shumi DECHASA	Half	1:04:08	Barnabas KIPTUM
22 km	1:06:58	Galen RUPP	23 km	1:10:05	Abdi NAGEEYE
24 km	1:13:09	Shumi DECHASA	25 km	1:16:09	Hassan CHAHDI
26 km	1:19:12	Hector GARIBAY FLORES	27 km	1:22:12	Hector GARIBAY FLORES
28 km	1:25:11	Shumi DECHASA	29 km	1:28:10	Shumi DECHASA
30 km	1:31:09	Shumi DECHASA	31 km	1:34:02	Tamirat TOLA
32 km	1:36:59	Shumi DECHASA	33 km	1:39:51	Geoffrey KAMWOROR
34 km	1:42:34	Tamirat TOLA	35 km	1:45:21	Tamirat TOLA
36 km	1:48:12	Tamirat TOLA	37 km	1:50:58	Tamirat TOLA
38 km	1:53:46	Tamirat TOLA	39 km	1:56:37	Tamirat TOLA
40 km	1:59:30	Tamirat TOLA	41 km	2:02:21	Tamirat TOLA
42 km	2:05:06	Tamirat TOLA			

RESULTS
Marathon Men
INTERMEDIATE UPDATED

ALL-TIME OUTDOOR TOP LIST				2022 OUTDOOR TOP LIST			
RESULT	NAME	VENUE	DATE	RESULT	NAME	VENUE	2022
2:01:39	Eliud KIPCHOGE (KEN)	Berlin (GER)	16 Sep 18	2:02:40	Eliud KIPCHOGE (KEN)	Tokyo (JPN)	6 Mar
2:01:41	Kenenisa BEKELE (ETH)	Berlin (GER)	29 Sep 19	2:03:13	Amos KIPRUTO (KEN)	Tokyo (JPN)	6 Mar
2:02:48	Birhanu LEGESE (ETH)	Berlin (GER)	29 Sep 19	2:04:14	Tamirat TOLA (ETH)	Tokyo (JPN)	6 Mar
2:02:55	Mosinet GEREMEW (ETH)	London (GBR)	28 Apr 19	2:04:43	Asrar ABDEREHMAN (ETH)	Sevilla (ESP)	20 Feb
2:02:57	Dennis KIMETTO (KEN)	Berlin (GER)	28 Sep 14	2:04:43	Mosinet GEREMEW (ETH)	Seoul (KOR)	17 Apr
2:02:57	Titus EKIRU (KEN)	Milano (ITA)	16 May 21	2:04:47	CyBrian KOTUT (KEN)	Hamburg (GER)	24 Apr
2:03:00	Evans CHEBET (KEN)	Valencia (ESP)	6 Dec 20	2:04:48	Stephen KISSA (UGA)	Hamburg (GER)	24 Apr
2:03:04	Lawrence CHERONO (KEN)	Valencia (ESP)	6 Dec 20	2:04:49	Herpasa NEGASA (ETH)	Seoul (KOR)	17 Apr
2:03:13	Emmanuel MUTAI (KEN)	Berlin (GER)	28 Sep 14	2:04:51	Daniel DO NASCIMENTO (BRA)	Seoul (KOR)	17 Apr
2:03:13	Wilson Kipsang KIPROTICH (KEN)	Berlin (GER)	25 Sep 16	2:04:56	Abdi NAGEEYE (NED)	Rotterdam (NED)	10 Apr
2:03:13	Amos KIPRUTO (KEN)	Tokyo (JPN)	6 Mar 22	2:04:56	Leul GEBRESILASE (ETH)	Rotterdam (NED)	10 Apr

RESULTS

3000 Metres Steeplechase Men - Round 1

First 3 of each heat (Q) plus 6 fastest times (q) qualify to Final

RECORDS	RESULT	NAME	COUNTRY	AGE	VENUE	DATE
World Record WR	7:53.63	Saif Saaeed SHAHEEN	QAT	22	Boudewijnstadion, Bruxelles (BEL)	3 Sep 2004
Championships Record CR	8:00.43	Ezekiel KEMBOI	KEN	27	Olympiastadion, Berlin (GER)	18 Aug 2009
World Leading WL	7:58.28	Soufiane EL BAKKALI	MAR	26	Complexe Sportif Prince Moulay Abdellah,	5 Jun 2022
Area Record AR		National Record NR		Personal Best PB		Season Best SB

Heat 1
3

15 July 2022 17:13 START TIME

28° C

TEMPERATURE

35 %

HUMIDITY

PLACE	BIB	NAME	COUNTRY	DATE OF BIRTH	ORDER	RESULT	
1	2126	Soufiane EL BAKKALI	MAR	7 Jan 96	1	8:16.65	Q
2	2081	Leonard Kipkemoi BETT	KEN	3 Nov 00	6	8:16.94	Q
3	2087	Abraham KIBIWOT	KEN	6 Apr 96	10	8:17.04	Q
4	1806	Getnet WALE	ETH	16 Jul 00	7	8:17.49	q
5	1773	Sebastián MARTOS	ESP	20 Jun 89	13	8:18.94	q
6	1988	Ahmed ABDELWAHED	ITA	26 May 96	12	8:21.04	q
7	2390	Benard KETER	USA	25 May 92	4	8:21.94	
8	1642	John GAY	CAN	7 Nov 96	9	8:27.02	
9	1529	Ben BUCKINGHAM	AUS	8 Nov 91	3	8:29.15	
10	2076	Kosei YAMAGUCHI	JPN	19 Aug 91	8	8:30.92	
11	1509	Bilal TABTI	ALG	7 Jun 93	5	8:38.45	
12	1919	Frederik RUPPERT	GER	19 Feb 97	11	8:45.55	
13	1584	Tim VAN DE VELDE	BEL	1 Feb 00	2	9:03.11	

INTERMEDIATE TIMES

100 m	15.65	Sebastián MARTOS	200 m	32.14	Sebastián MARTOS
300 m	49.27	Sebastián MARTOS	400 m	1:06.51	Sebastián MARTOS
500 m	1:23.03	Getnet WALE	600 m	1:40.72	Sebastián MARTOS
700 m	1:57.53	Sebastián MARTOS	800 m	2:15.15	Sebastián MARTOS
900 m	2:31.99	Getnet WALE	1000 m	2:49.25	Getnet WALE
1100 m	3:06.29	Getnet WALE	1200 m	3:23.93	Getnet WALE
1300 m	3:41.08	Getnet WALE	1400 m	3:57.88	Getnet WALE
1500 m	4:15.02	Getnet WALE	1600 m	4:32.00	Abraham KIBIWOT
1700 m	4:49.11	Sebastián MARTOS	1800 m	5:06.03	Sebastián MARTOS
1900 m	5:23.06	Getnet WALE	2000 m	5:40.18	Getnet WALE
2000 m	5:40.18	Tim VAN DE VELDE	2100 m	5:56.58	Getnet WALE
2200 m	6:12.86	Getnet WALE	2300 m	6:29.64	Benard KETER
2400 m	6:45.68	Getnet WALE	2500 m	7:01.70	Getnet WALE
2600 m	7:16.88	Getnet WALE	2700 m	7:32.38	Getnet WALE
2800 m	7:46.92	Getnet WALE	2900 m	8:02.05	Soufiane EL BAKKALI

RESULTS
3000 Metres Steeplechase Men - Round 1
Heat 2 **3**

15 July 2022 17:29 START TIME

28° C TEMPERATURE 35 % HUMIDITY

PLACE	BIB	NAME	COUNTRY	DATE of BIRTH	ORDER	RESULT	
1	1798	Lamecha GIRMA	ETH	26 Nov 00	1	8:19.64	Q
2	2090	Conseslus KIPRUTO	KEN	8 Dec 94	4	8:20.12	Q
3	2359	Hillary BOR	USA	22 Nov 89	9	8:20.18	Q
4	1822	Mehdi BELHADJ	FRA	10 Jun 95	2	8:20.47	q
5	2062	Ryuji MIURA	JPN	11 Feb 02	6	8:21.80	
6	1553	Edward TRIPPAS	AUS	22 Sep 98	11	8:23.83	
7	1733	Mohamed ISMAIL	DJI	1 Jan 97	3	8:25.85	
8	2191	Tom Erling KÅRBØ	NOR	4 Feb 89	10	8:26.12	PB
9	1504	Hichem BOUCHICHA	ALG	19 May 89	5	8:27.39	
10	2324	Ahmed JAZIRI	TUN	16 Dec 97	8	8:28.28	
11	1780	Víctor RUIZ	ESP	24 Jun 93	7	8:33.42	
12	1657	Ryan SMEETON	CAN	26 Oct 98	14	8:33.51	(.502)
13	2123	Salaheddine BEN YAZIDE	MAR	6 May 03	12	8:38.46	
14	1695	Carlos Andres SAN MARTIN	COL	19 Nov 93	13	8:48.66	

INTERMEDIATE TIMES

100 m	16.17 Mohamed ISMAIL	200 m	33.38 Conseslus KIPRUTO
300 m	51.04 Hillary BOR	400 m	1:08.19 Hillary BOR
500 m	1:23.97 Ryuji MIURA	600 m	1:41.75 Hillary BOR
700 m	1:58.54 Hillary BOR	800 m	2:15.37 Hillary BOR
900 m	2:32.04 Hillary BOR	1000 m	2:48.83 Hillary BOR
1100 m	3:06.78 Hillary BOR	1100 m	3:06.78 Hichem BOUCHICHA
1200 m	3:24.86 Hillary BOR	1300 m	3:42.73 Mehdi BELHADJ
1400 m	4:00.86 Mehdi BELHADJ	1500 m	4:18.54 Ryuji MIURA
1600 m	4:35.17 Hillary BOR	1700 m	4:52.01 Conseslus KIPRUTO
1800 m	5:08.57 Lamecha GIRMA	1900 m	5:25.24 Lamecha GIRMA
2000 m	5:40.88 Lamecha GIRMA	2100 m	5:57.01 Lamecha GIRMA
2200 m	6:13.15 Lamecha GIRMA	2300 m	6:29.67 Lamecha GIRMA
2400 m	6:46.15 Lamecha GIRMA	2500 m	7:02.20 Lamecha GIRMA
2600 m	7:18.60 Lamecha GIRMA	2700 m	7:35.00 Lamecha GIRMA
2800 m	7:50.03 Lamecha GIRMA	2900 m	8:05.41 Lamecha GIRMA

RESULTS
3000 Metres Steeplechase Men - Round 1

Heat 3 **3**

15 July 2022 17:42 START TIME 28° C TEMPERATURE 35 % HUMIDITY

PLACE	BIB	NAME	COUNTRY	DATE OF BIRTH	ORDER	RESULT	
1	1788	Hailemariam AMARE	ETH	22 Feb 97	12	8:18.34	Q
2	2388	Evan JAGER	USA	8 Mar 89	11	8:18.44	Q
3	1963	Avinash Mukund SABLE	IND	13 Sep 94	4	8:18.75 (.745)	Q
4	1748	Yemane HAILESELAASSIE	ERI	21 Feb 98	8	8:18.75 (.750)	q SB
5	1755	Daniel ARCE	ESP	22 Apr 92	3	8:21.06	q
6	2325	Mohamed Amin JHINAOU	TUN	2 Apr 97	2	8:22.00	
7	2088	Benjamin KIGEN	KEN	5 Jul 93	6	8:22.52	
8	1896	Karl BEBENDORF	GER	7 May 96	10	8:25.73	SB
9	2185	Jacob BOUTERA	NOR	29 Apr 96	1	8:31.47	
10	2299	Vidar JOHANSSON	SWE	8 Oct 96	14	8:33.51 (.508)	
11	2047	Ryoma AOKI	JPN	16 Jun 97	9	8:33.89	
12	1641	Jean-Simon DESGAGNÉS	CAN	26 Jul 98	7	8:40.90	
13	1819	Topi RAITANEN	FIN	7 Feb 96	13	8:43.01	
	2134	Mohamed TINDOUFT	MAR	12 Mar 93	5	DNF	

NOTE **Y** BIB 2325 (Mohamed Amin JHINAOU) - Unsporting manner / improper conduct

INTERMEDIATE TIMES

100 m	16.30 Avinash Mukund SABLE	200 m	32.97 Avinash Mukund SABLE
300 m	49.72 Avinash Mukund SABLE	400 m	1:06.62 Avinash Mukund SABLE
500 m	1:23.76 Avinash Mukund SABLE	600 m	1:41.31 Avinash Mukund SABLE
700 m	1:58.39 Avinash Mukund SABLE	800 m	2:15.59 Avinash Mukund SABLE
900 m	2:33.14 Avinash Mukund SABLE	1000 m	2:50.33 Avinash Mukund SABLE
1100 m	3:07.44 Avinash Mukund SABLE	1200 m	3:24.88 Avinash Mukund SABLE
1300 m	3:42.35 Avinash Mukund SABLE	1400 m	3:59.21 Avinash Mukund SABLE
1500 m	4:16.33 Avinash Mukund SABLE	1600 m	4:33.76 Evan JAGER
1700 m	4:50.24 Evan JAGER	1800 m	5:07.06 Evan JAGER
1900 m	5:23.50 Evan JAGER	2000 m	5:39.79 Evan JAGER
2100 m	5:55.87 Evan JAGER	2200 m	6:12.02 Evan JAGER
2200 m	6:12.02 Benjamin KIGEN	2300 m	6:28.42 Evan JAGER
2400 m	6:44.33 Evan JAGER	2500 m	7:00.12 Evan JAGER
2600 m	7:15.81 Hailemariam AMARE	2600 m	7:15.81 Jean-Simon DESGAGNÉS
2700 m	7:31.78 Evan JAGER	2800 m	7:47.25 Hailemariam AMARE
2900 m	8:02.88 Hailemariam AMARE		

ALL-TIME OUTDOOR TOP LIST

RESULT	NAME	VENUE	DATE
7:53.63	Saif Saeed SHAHEEN (QAT)	rijnstadion, Bruxelles (BEL)	3 Sep 04
7:53.64	Brimin Kiprop KIPRUTO (KEN)	e Louis II, Monaco (MON)	22 Jul 11
7:54.31	Paul Kipsiele KOECH (KEN)	Stadio Olimpico, Roma (ITA)	31 May 12
7:55.28	Brahim BOULAMI (MAR)	Bruxelles (BEL)	24 Aug 01
7:55.72	Bernard BARMASAI (KEN)	Köln (GER)	24 Aug 97
7:55.76	Ezekiel KEMBOI (KEN)	Stade Louis II, Monaco (MON)	22 Jul 11
7:56.16	Moses KIPTANUI (KEN)	Köln (GER)	24 Aug 97
7:56.81	Richard Kipkemboi MATEELONG (KEN)	rm, Doha (QAT)	11 May 12
7:57.29	Reuben KOSGEI (KEN)	Bruxelles (BEL)	24 Aug 01
7:58.15	Soufiane EL BAKKALI (MAR)	ade Louis II, Monaco (MON)	20 Jul 18

2022 OUTDOOR TOP LIST

RESULT	NAME	VENUE	2022
7:58.28	Soufiane EL BAKKALI (MAR)	ce Sportif Prince Moulay Abdellah,	5 Jun
7:58.68	Lamecha GIRMA (ETH)	Mestský Stadion, Ostrava (CZE)	31 May
8:06.29	Hailemariam AMARE (ETH)	ce Sportif Prince Moulay Abdellah,	5 Jun
8:06.73	Abraham KIBIWOT (KEN)	Stadio Olimpico, Roma (ITA)	9 Jun
8:06.74	Getnet WALE (ETH)	Stadio Olimpico, Roma (ITA)	9 Jun
8:08.76	Conseslus KIPRUTO (KEN)	Stadio Olimpico, Roma (ITA)	9 Jun
8:09.93	Amos SEREM (KEN)	Stadio Olimpico, Roma (ITA)	9 Jun
8:10.29	Ahmed ABDELWAHED (ITA)	Stadio Olimpico, Roma (ITA)	9 Jun
8:11.00	Osama ZOGLHAMI (ITA)	Stadio Olimpico, Roma (ITA)	9 Jun
8:12.19	Hillary BOR (USA)	Stadio Olimpico, Roma (ITA)	9 Jun



RESULTS



3000 Metres Steeplechase Men - Final

RECORDS	RESULT	NAME	COUNTRY	AGE	VENUE	DATE
World Record WR	7:53.63	Saif Saaeed SHAHEEN	QAT	22	Boudewijnstadion, Bruxelles (BEL)	3 Sep 2004
Championships Record CR	8:00.43	Ezekiel KEMBOI	KEN	27	Olympiastadion, Berlin (GER)	18 Aug 2009
World Leading WL	7:58.28	Soufiane EL BAKKALI	MAR	26	Complexe Sportif Prince Moulay Abdellah,	5 Jun 2022
Area Record AR		National Record NR		Personal Best PB		Season Best SB

18 July 2022 19:22 START TIME
26° C TEMPERATURE 43 % HUMIDITY

PLACE	BIB	NAME	COUNTRY	DATE of BIRTH	ORDER	RESULT
1	2126	Soufiane EL BAKKALI	MAR	7 Jan 96	2	8:25.13
2	1798	Lamecha GIRMA	ETH	26 Nov 00	5	8:26.01
3	2090	Conseslus KIPRUTO	KEN	8 Dec 94	4	8:27.92
4	1806	Getnet WALE	ETH	16 Jul 00	8	8:28.68
5	2087	Abraham KIBIWOT	KEN	6 Apr 96	7	8:28.95
6	2388	Evan JAGER	USA	8 Mar 89	15	8:29.08
7	1748	Yemane HAILESELISSIE	ERI	21 Feb 98	1	8:29.40
8	2359	Hillary BOR	USA	22 Nov 89	13	8:29.77
9	1755	Daniel ARCE	ESP	22 Apr 92	9	8:30.05
10	1788	Hailemariam AMARE	ETH	22 Feb 97	10	8:31.54
11	1963	Avinash Mukund SABLE	IND	13 Sep 94	6	8:31.75
12	1988	Ahmed ABDELWAHED	ITA	26 May 96	11	8:33.43
13	1822	Mehdi BELHADJ	FRA	10 Jun 95	3	8:34.49
14	1773	Sebastián MARTOS	ESP	20 Jun 89	12	8:36.66
15	2081	Leonard Kipkemoi BETT	KEN	3 Nov 00	14	8:36.74

INTERMEDIATE TIMES

100 m	15.78	Conseslus KIPRUTO	200 m	32.79	Sebastián MARTOS
300 m	50.65	Sebastián MARTOS	400 m	1:09.05	Sebastián MARTOS
500 m	1:26.87	Sebastián MARTOS	600 m	1:45.44	Sebastián MARTOS
700 m	2:04.12	Sebastián MARTOS	800 m	2:22.84	Sebastián MARTOS
900 m	2:41.04	Sebastián MARTOS	1000 m	2:58.01	Lamecha GIRMA
1100 m	3:14.64	Lamecha GIRMA	1200 m	3:31.70	Conseslus KIPRUTO
1300 m	3:49.48	Lamecha GIRMA	1400 m	4:06.70	Lamecha GIRMA
1500 m	4:24.80	Conseslus KIPRUTO	1600 m	4:42.89	Conseslus KIPRUTO
1700 m	5:00.64	Conseslus KIPRUTO	1800 m	5:18.25	Conseslus KIPRUTO
1900 m	5:35.40	Conseslus KIPRUTO	2000 m	5:52.44	Conseslus KIPRUTO
2100 m	6:09.39	Conseslus KIPRUTO	2200 m	6:25.30	Getnet WALE
2300 m	6:41.48	Getnet WALE	2400 m	6:57.52	Getnet WALE
2500 m	7:12.61	Yemane HAILESELISSIE	2600 m	7:27.02	Yemane HAILESELISSIE
2700 m	7:42.18	Yemane HAILESELISSIE	2800 m	7:56.67	Getnet WALE
2900 m	8:11.45	Soufiane EL BAKKALI			

ALL-TIME OUTDOOR TOP LIST

RESULT	NAME	VENUE	DATE
7:53.63	Saif Saaeed SHAHEEN (QAT)	Olympiastadion, Bruxelles (BEL)	3 Sep 04
7:53.64	Brimin Kiprop KIPRUTO (KEN)	Stade Louis II, Monaco (MON)	22 Jul 11
7:54.31	Paul Kipsiele KOECH (KEN)	Stadio Olimpico, Roma (ITA)	31 May 12
7:55.28	Brahim BOULAMI (MAR)	Bruxelles (BEL)	24 Aug 01
7:55.72	Bernard BARMASAI (KEN)	Köln (GER)	24 Aug 97
7:55.76	Ezekiel KEMBOI (KEN)	Stade Louis II, Monaco (MON)	22 Jul 11
7:56.16	Moses KIPTANUI (KEN)	Köln (GER)	24 Aug 97
7:56.81	Richard Kipkemoi MATEELONG (KEN)	Stadio Olimpico, Doha (QAT)	11 May 12
7:57.29	Reuben KOSGEI (KEN)	Bruxelles (BEL)	24 Aug 01
7:58.15	Soufiane EL BAKKALI (MAR)	Stade Louis II, Monaco (MON)	20 Jul 18

2022 OUTDOOR TOP LIST

RESULT	NAME	VENUE	2022
7:58.28	Soufiane EL BAKKALI (MAR)	Complexe Sportif Prince Moulay Abdellah,	5 Jun
7:58.68	Lamecha GIRMA (ETH)	Městský Stadion, Ostrava (CZE)	31 May
8:06.29	Hailemariam AMARE (ETH)	Complexe Sportif Prince Moulay Abdellah,	5 Jun
8:06.73	Abraham KIBIWOT (KEN)	Stadio Olimpico, Roma (ITA)	9 Jun
8:06.74	Getnet WALE (ETH)	Stadio Olimpico, Roma (ITA)	9 Jun
8:08.76	Conseslus KIPRUTO (KEN)	Stadio Olimpico, Roma (ITA)	9 Jun
8:09.93	Amos SEREM (KEN)	Stadio Olimpico, Roma (ITA)	9 Jun
8:10.29	Ahmed ABDELWAHED (ITA)	Stadio Olimpico, Roma (ITA)	9 Jun
8:11.00	Osama ZOGLAMI (ITA)	Stadio Olimpico, Roma (ITA)	9 Jun
8:12.19	Hillary BOR (USA)	Stadio Olimpico, Roma (ITA)	9 Jun



RESULTS

110 Metres Hurdles Men - Round 1

First 4 of each heat (Q) plus 4 fastest times (q) qualify to Semi-Final

RECORDS	RESULT	NAME	COUNTRY	AGE	VENUE	DATE
World Record WR	12.80	Aries MERRITT	USA	27	Boudewijnstadion, Bruxelles (BEL)	7 Sep 2012
Championships Record CR	12.91	Colin JACKSON	GBR	26	Gottlieb-Daimler Stadion, Stuttgart (GER)	20 Aug 1993
World Leading WL	12.84	Devon ALLEN	USA	28	Icahn Stadium, New York, NY (USA)	12 Jun 2022
Area Record AR		National Record NR		Personal Best PB		Season Best SB

Heat 1		16 July 2022	11:25 START TIME	19° C TEMPERATURE	81 % HUMIDITY	-0.5m/s WIND		
PLACE	BIB	NAME	COUNTRY	DATE OF BIRTH	LANE	RESULT	REACTION	Fn
1	2370	Trey CUNNINGHAM	USA	26 Aug 98	4	13.28 Q	0.115	
2	2022	Rasheed BROADBELL	JAM	13 Aug 00	8	13.36 Q	0.139	
3	1885	Andrew POZZI	GBR	15 May 92	2	13.45 Q	0.120	
4	2292	Jason JOSEPH	SUI	11 Oct 98	7	13.49 (.484) Q	0.140	
5	1838	Pascal MARTINOT-LAGARDE	FRA	22 Sep 91	1	13.49 (.486) q	0.134	
6	2329	Mikdat SEVLER	TUR	21 Jan 98	3	13.61	0.114	
7	1720	Petr SVOBODA	CZE	10 Oct 84	5	13.65	0.121	
8	2153	Jeremie LARARAUDEUSE	MRI	31 Mar 01	6	14.19	0.149	

Heat 2		16 July 2022	11:32 START TIME	19° C TEMPERATURE	79 % HUMIDITY	+0.4m/s WIND		
PLACE	BIB	NAME	COUNTRY	DATE OF BIRTH	LANE	RESULT	REACTION	Fn
1	2385	Grant HOLLOWAY	USA	19 Nov 97	1	13.14 Q	0.147	
2	2218	Damian CZYKIER	POL	10 Aug 92	3	13.37 (.370) Q	0.146	
3	1892	Joshua ZELLER	GBR	19 Oct 00	5	13.41 Q	0.126	
4	1625	Eduardo RODRIGUES	BRA	8 Oct 95	8	13.46 Q	0.134	
5	1539	Nicholas HOUGH	AUS	20 Oct 93	4	13.51 q	0.153	
6	1680	Wenjun XIE	CHN	11 Jul 90	7	13.58 (.577)	0.116	
7	2275	Louis François MENDY	SEN	2 Mar 99	6	13.70	0.179	
8	2314	Kuei-Ru CHEN	TPE	22 Sep 93	2	13.82	0.134	

NOTE **Y** BIB 2275 (Louis François MENDY) - Unsporting manner / improper conduct

Heat 3		16 July 2022	11:39 START TIME	19° C TEMPERATURE	78 % HUMIDITY	-0.3m/s WIND		
PLACE	BIB	NAME	COUNTRY	DATE OF BIRTH	LANE	RESULT	REACTION	Fn
1	1772	Asier MARTÍNEZ	ESP	22 Apr 00	2	13.37 (.361) Q	0.137	
2	1503	Amine BOUANANI	ALG	17 Oct 97	1	13.44 Q	0.134	
3	1851	Sasha ZHOYA	FRA	25 Jun 02	6	13.48 Q	0.132	
4	2053	Shuhei ISHIKAWA	JPN	29 May 95	3	13.53 Q	0.144	
5	2018	Orlando BENNETT	JAM	12 Oct 99	5	13.55 q	0.159	
6	1660	Rasheem BROWN	CAY	22 Mar 00	7	13.78	0.140	
7	1926	Gregor TRABER	GER	2 Dec 92	8	13.81 (.803)	0.145	
	2415	Daniel ROBERTS	USA	13 Nov 97	4	DQ TR22.6.2	0.179	

NOTE WA Rule TR22.6.2 - Knocking down / displacing a hurdle in an illegal way

RESULTS
110 Metres Hurdles Men - Round 1

Heat 4 **5** 16 July 2022 11:46 START TIME 19° C 78 %
TEMPERATURE HUMIDITY +0.2m/s
WIND

PLACE	BIB	NAME	COUNTRY	DATE OF BIRTH	LANE	RESULT	REACTION	Fn
1	2033	Hansle PARCHMENT	JAM	17 Jun 90	4	13.17	Q	0.153
2	1624	Rafael PEREIRA	BRA	8 Apr 97	6	13.23	Q	0.140
3	1835	Just KWAOU-MATHEY	FRA	4 Dec 99	2	13.32	Q	0.150
4	1565	Shane BRATHWAITE	BAR	8 Feb 90	3	13.47 (.464)	Q	0.134
5	1770	Enrique LLOPIS	ESP	15 Oct 00	5	13.58 (.573)	q	0.137
6	2063	Rachid MURATAKE	JPN	6 Feb 02	8	13.73		0.182
7	1816	Elmo LAKKA	FIN	10 Apr 93	1	13.91		0.143
8	1533	Chris DOUGLAS	AUS	10 Feb 97	7	13.95		0.198

Heat 5 **5** 16 July 2022 11:53 START TIME 19° C 78 %
TEMPERATURE HUMIDITY +0.4m/s
WIND

PLACE	BIB	NAME	COUNTRY	DATE OF BIRTH	LANE	RESULT	REACTION	Fn
1	2350	Devon ALLEN	USA	12 Dec 94	3	13.47 (.468)	Q	0.123
2	1709	Milan TRAJKOVIC	CYP	17 Mar 92	4	13.52	Q	0.133
3	2056	Shunsuke IZUMIYA	JPN	26 Jan 00	1	13.56	Q	0.128
4	1877	David KING	GBR	13 Jun 94	5	13.57	Q	0.117
5	2248	Antonio ALKANA	RSA	12 Apr 90	8	13.64		0.116
6	2117	Wellington ZAZA	LBR	20 Jan 95	2	13.81 (.803)		0.120
7	2152	Richard DIAWARA	MLI	21 Apr 95	6	14.35		0.136
	1606	Gabriel CONSTANTINO	BRA	9 Feb 95	7	DQ TR22.6.2		0.150

NOTE WA Rule TR22.6.2 - Knocking down / displacing a hurdle in an illegal way

ALL-TIME OUTDOOR TOP LIST				2022 OUTDOOR TOP LIST			
RESULT	NAME	VENUE	DATE	RESULT	NAME	VENUE	2022
12.80	Aries MERRITT (USA)	Boudewijnstadion, Bruxelles (BEL)	7 Sep 12	12.84	Devon ALLEN (USA)	Icahn Stadium, New York, NY (USA)	12 Jun
12.81	Grant HOLLOWAY (USA)	Hayward Field, Eugene, OR (USA)	26 Jun 21	13.00	Trey CUNNINGHAM (USA)	Hayward Field, Eugene, OR (USA)	10 Jun
12.84	Devon ALLEN (USA)	Icahn Stadium, New York, NY (USA)	12 Jun 22	13.03	Daniel ROBERTS (USA)	Hayward Field, Eugene, OR (USA)	26 Jun
12.87	Dayron ROBLES (CUB)	Ostrava (CZE)	12 Jun 08	13.03	Grant HOLLOWAY (USA)	Hayward Field, Eugene, OR (USA)	26 Jun
12.88	Xiang LIU (CHN)	Stade Olympique de la Pontaise, Lausanne	11 Jul 06	13.09	Hansle PARCHMENT (JAM)	Sander Stadium, Birmingham (GBR)	21 May
12.89	David OLIVER (USA)	Stade de France, Paris-St-Denis (FRA)	16 Jul 10	13.09	Jamal BRITT (USA)	Hayward Field, Eugene, OR (USA)	26 Jun
12.90	Dominique ARNOLD (USA)	Stade de la Pontaise, Lausanne	11 Jul 06	13.14	Freddie CRITTENDEN (USA)	Hayward Field, Eugene, OR (USA)	26 Jun
12.90	Omar MCLEOD (JAM)	Kingston (JAM)	24 Jun 17	13.15	Eric EDWARDS (USA)	Hayward Field, Eugene, OR (USA)	10 Jun
12.91	Colin JACKSON (GBR)	Mercedes-Benz Daimler Stadion, Stuttgart (GER)	20 Aug 93	13.17	Omar MCLEOD (JAM)	Alexander Stadium, Birmingham (GBR)	21 May
12.92	Roger KINGDOM (USA)	Letzigrund, Zürich (SUI)	16 Aug 89	13.17	Rafael PEREIRA (BRA)	Rio de Janeiro (BRA)	23 Jun
12.92	Allen JOHNSON (USA)	Atlanta, GA (USA)	23 Jun 96	13.17	Sasha ZHOYA (FRA)	Stade Helitas, Caen (FRA)	25 Jun
12.92	Serqey SHUBENKOV (RUS)	Adion, Székesfehérvár (HUN)	2 Jul 18				



RESULTS

110 Metres Hurdles Men - Semi-Final

First 2 of each heat (Q) plus 2 fastest times (q) qualify to Final

RECORDS	RESULT	NAME	COUNTRY	AGE	VENUE	DATE
World Record WR	12.80	Aries MERRITT	USA	27	Boudewijnstadion, Bruxelles (BEL)	7 Sep 2012
Championships Record CR	12.91	Colin JACKSON	GBR	26	Gottlieb-Daimler Stadion, Stuttgart (GER)	20 Aug 1993
World Leading WL	12.84	Devon ALLEN	USA	28	Icahn Stadium, New York, NY (USA)	12 Jun 2022
Area Record AR		National Record NR		Personal Best PB		Season Best SB

Heat 1

3

17 July 2022 17:05 START TIME

21° C TEMPERATURE 59 % HUMIDITY

-0.6m/s WIND

PLACE	BIB	NAME	COUNTRY	DATE of BIRTH	LANE	RESULT	REACTION	Fn
1	2385	Grant HOLLOWAY	USA	19 Nov 97	6	13.01	Q SB	0.128
2	1892	Joshua ZELLER	GBR	19 Oct 00	5	13.31	Q	0.124
3	1503	Amine BOUANANI	ALG	17 Oct 97	3	13.37	NR	0.130
4	1624	Rafael PEREIRA	BRA	8 Apr 97	4	13.46		0.125
5	1851	Sasha ZHOYA	FRA	25 Jun 02	8	13.47		0.154
6	2018	Orlando BENNETT	JAM	12 Oct 99	2	13.67 (.663)		0.139
7	2292	Jason JOSEPH	SUI	11 Oct 98	7	13.67 (.667)		0.149
8	2053	Shuhei ISHIKAWA	JPN	29 May 95	1	13.68		0.144

Heat 2

3

17 July 2022 17:13 START TIME

25° C TEMPERATURE 44 % HUMIDITY

+0.3m/s WIND

PLACE	BIB	NAME	COUNTRY	DATE of BIRTH	LANE	RESULT	REACTION	Fn
1	2370	Trey CUNNINGHAM	USA	26 Aug 98	3	13.07	Q	0.120
2	1772	Asier MARTÍNEZ	ESP	22 Apr 00	6	13.26	Q SB	0.141
3	2022	Rasheed BROADBELL	JAM	13 Aug 00	4	13.27		0.129
4	1838	Pascal MARTINOT-LAGARDE	FRA	22 Sep 91	1	13.40	SB	0.129
5	2056	Shunsuke IZUMIYA	JPN	26 Jan 00	8	13.42 (.414)		0.112
6	1709	Milan TRAJKOVIC	CYP	17 Mar 92	5	13.49		0.142
7	1877	David KING	GBR	13 Jun 94	2	13.51		0.120
8	1625	Eduardo RODRIGUES	BRA	8 Oct 95	7	13.62		0.130

Heat 3

3

17 July 2022 17:21 START TIME

25° C TEMPERATURE 44 % HUMIDITY

+2.5m/s WIND

PLACE	BIB	NAME	COUNTRY	DATE of BIRTH	LANE	RESULT	REACTION	Fn
1	2033	Hanste PARCHMENT	JAM	17 Jun 90	3	13.02	Q	0.128
2	2350	Devon ALLEN	USA	12 Dec 94	5	13.09	Q	0.101
3	1565	Shane BRATHWAITE	BAR	8 Feb 90	8	13.21	q	0.115
4	2218	Damian CZYKIER	POL	10 Aug 92	6	13.22	q	0.135
5	1835	Just KWAOU-MATHEY	FRA	4 Dec 99	4	13.25		0.148
6	1885	Andrew POZZI	GBR	15 May 92	7	13.35		0.141
7	1539	Nicholas HOUGH	AUS	20 Oct 93	1	13.42 (.415)		0.131
8	1770	Enrique LLOPIS	ESP	15 Oct 00	2	13.44		0.113

RESULTS

110 Metres Hurdles Men - Semi-Final

ALL-TIME OUTDOOR TOP LIST				2022 OUTDOOR TOP LIST			
RESULT	NAME	VENUE	DATE	RESULT	NAME	VENUE	2022
12.80	Aries MERRITT (USA)	Boudewijnstadion, Bruxelles (BEL)	7 Sep 12	12.84	Devon ALLEN (USA)	Icahn Stadium, New York, NY (USA)	12 Jun
12.81	Grant HOLLOWAY (USA)	Hayward Field, Eugene, OR (USA)	26 Jun 21	13.00	Trey CUNNINGHAM (USA)	Hayward Field, Eugene, OR (USA)	10 Jun
12.84	Devon ALLEN (USA)	Icahn Stadium, New York, NY (USA)	12 Jun 22	13.01	Grant HOLLOWAY (USA)	Oregon	17 Jul
12.87	Dayron ROBLES (CUB)	Ostrava (CZE)	12 Jun 08	13.03	Daniel ROBERTS (USA)	Hayward Field, Eugene, OR (USA)	26 Jun
12.88	Xiang LIU (CHN)	Stade Olympique de la Pontaise, Lausanne	11 Jul 06	13.09	Hansle PARCHMENT (JAM)	Alexander Stadium, Birmingham (GBR)	21 May
12.89	David OLIVER (USA)	Stade de France, Paris-St-Denis (FRA)	16 Jul 10	13.09	Jamal BRITT (USA)	Hayward Field, Eugene, OR (USA)	26 Jun
12.90	Dominique ARNOLD (USA)	Stade de la Pontaise, Lausanne	11 Jul 06	13.14	Freddie CRITTENDEN (USA)	Hayward Field, Eugene, OR (USA)	26 Jun
12.90	Omar MCLEOD (JAM)	Kingston (JAM)	24 Jun 17	13.15	Eric EDWARDS (USA)	Hayward Field, Eugene, OR (USA)	10 Jun
12.91	Colin JACKSON (GBR)	Mercedes-Benz Daimler Stadion, Stuttgart (GER)	20 Aug 93	13.17	Omar MCLEOD (JAM)	Alexander Stadium, Birmingham (GBR)	21 May
12.92	Roger KINGDOM (USA)	Letzigrund, Zürich (SUI)	16 Aug 89	13.17	Rafael PEREIRA (BRA)	Rio de Janeiro (BRA)	23 Jun
12.92	Allen JOHNSON (USA)	Atlanta, GA (USA)	23 Jun 96	13.17	Sasha ZHOYA (FRA)	Stade Helitas, Caen (FRA)	25 Jun
12.92	Sergey SHUBENKOV (RUS)	Stadion, Székesfehérvár (HUN)	2 Jul 18				

RESULTS

110 Metres Hurdles Men - Final



RECORDS	RESULT	NAME	COUNTRY	AGE	VENUE	DATE
World Record WR	12.80	Aries MERRITT	USA	27	Boudewijnstadion, Bruxelles (BEL)	7 Sep 2012
Championships Record CR	12.91	Colin JACKSON	GBR	26	Gottlieb-Daimler Stadion, Stuttgart (GER)	20 Aug 1993
World Leading WL	12.84	Devon ALLEN	USA	28	Icahn Stadium, New York, NY (USA)	12 Jun 2022
Area Record AR		National Record NR		Personal Best PB		Season Best SB

17 July 2022 19:34 START TIME

25° C TEMPERATURE 44 % HUMIDITY

+1.2m/s WIND

PLACE	BIB	NAME	COUNTRY	DATE of BIRTH	LANE	RESULT	REACTION	Fn
1	2385	Grant HOLLOWAY	USA	19 Nov 97	4	13.03	0.124	
2	2370	Trey CUNNINGHAM	USA	26 Aug 98	6	13.08	0.109	
3	1772	Asier MARTÍNEZ	ESP	22 Apr 00	8	13.17	0.126	PB
4	2218	Damian CZYKIER	POL	10 Aug 92	2	13.32	0.140	
5	1892	Joshua ZELLER	GBR	19 Oct 00	7	13.33	0.145	
	2350	Devon ALLEN	USA	12 Dec 94	3	DQ TR16.8	0.099	F1
	1565	Shane BRATHWAITE	BAR	8 Feb 90	1	DQ TR22.6	0.108	
	2033	Hansle PARCHMENT	JAM	17 Jun 90	5	DNS		

NOTE WA Rule TR16.8 - False start
WA Rule TR22.6 - Not going over each hurdle

ALL-TIME OUTDOOR TOP LIST

RESULT	NAME	VENUE	DATE
12.80	Aries MERRITT (USA)	Boudewijnstadion, Bruxelles (BEL)	7 Sep 12
12.81	Grant HOLLOWAY (USA)	Hayward Field, Eugene, OR (USA)	26 Jun 21
12.84	Devon ALLEN (USA)	Icahn Stadium, New York, NY (USA)	12 Jun 22
12.87	Dayron ROBLES (CUB)	Ostrava (CZE)	12 Jun 08
12.88	Xiang LIU (CHN)	Stade Olympique de la Pontaise, Lausanne	11 Jul 06
12.89	David OLIVER (USA)	Stade de France, Paris-St-Denis (FRA)	16 Jul 10
12.90	Dominique ARNOLD (USA)	Stade de la Pontaise, Lausanne	11 Jul 06
12.90	Omar MCLEOD (JAM)	Kingston (JAM)	24 Jun 17
12.91	Colin JACKSON (GBR)	Gottlieb-Daimler Stadion, Stuttgart (GER)	20 Aug 93
12.92	Roger KINGDOM (USA)	Letzigrund, Zürich (SUI)	16 Aug 89
12.92	Allen JOHNSON (USA)	Atlanta, GA (USA)	23 Jun 96
12.92	Sergey SHUBENKOV (RUS)	Stadion, Székesfehérvár (HUN)	2 Jul 18

2022 OUTDOOR TOP LIST

RESULT	NAME	VENUE	2022
12.84	Devon ALLEN (USA)	Icahn Stadium, New York, NY (USA)	12 Jun
13.00	Trey CUNNINGHAM (USA)	Hayward Field, Eugene, OR (USA)	10 Jun
13.01	Grant HOLLOWAY (USA)	Oregon	17 Jul
13.03	Daniel ROBERTS (USA)	Hayward Field, Eugene, OR (USA)	26 Jun
13.09	Hansle PARCHMENT (JAM)	Alexander Stadium, Birmingham (GBR)	21 May
13.09	Jamal BRITT (USA)	Hayward Field, Eugene, OR (USA)	26 Jun
13.14	Freddie CRITTENDEN (USA)	Hayward Field, Eugene, OR (USA)	26 Jun
13.15	Eric EDWARDS (USA)	Hayward Field, Eugene, OR (USA)	10 Jun
13.17	Omar MCLEOD (JAM)	Alexander Stadium, Birmingham (GBR)	21 May
13.17	Rafael PEREIRA (BRA)	Rio de Janeiro (BRA)	23 Jun
13.17	Sasha ZHOYA (FRA)	Stade Helitas, Caen (FRA)	25 Jun
13.17	Asier MARTÍNEZ (ESP)	Oregon	17 Jul



RESULTS

400 Metres Hurdles Men - Round 1

First 4 of each heat (Q) plus 4 fastest times (q) qualify to Semi-Final

RECORDS	RESULT	NAME	COUNTRY	AGE	VENUE	DATE
World Record WR	45.94	Karsten WARHOLM	NOR	25	National Stadium, Tokyo (JPN)	3 Aug 2021
Championships Record CR	47.18	Kevin YOUNG	USA	27	Gottlieb-Daimler Stadion, Stuttgart (GER)	19 Aug 1993
World Leading WL	46.80	Alison DOS SANTOS	BRA	22	Olympiastadion, Stockholm (SWE)	30 Jun 2022
Area Record AR		National Record NR		Personal Best PB		Season Best SB

Heat 1

16 July 2022 13:21 START TIME 20° C TEMPERATURE 73 % HUMIDITY

PLACE	BIB	NAME	COUNTRY	DATE OF BIRTH	LANE	RESULT	REACTION	Fn
1	2357	Rai BENJAMIN	USA	27 Jul 97	4	49.06	Q	0.156
2	1506	Abdelmalik LAHOULO	ALG	7 May 92	6	49.58	Q	0.171
3	2179	Ezekiel NATHANIEL	NGR	20 Jun 03	1	49.64 (.640)	Q	0.135
4	2061	Kazuki KUROKAWA	JPN	17 Jun 01	3	50.02	Q	0.142
5	2313	Chieh CHEN	TPE	8 May 92	8	50.28		0.158
6	1880	Chris MCALISTER	GBR	3 Dec 95	5	51.55		0.158
	1698	Jordin ANDRADE	CPV	5 May 92	2	DNF		0.160
	2288	Dany BRAND	SUI	23 Feb 96	7	DNS		

Heat 2

16 July 2022 13:31 START TIME 21° C TEMPERATURE 73 % HUMIDITY

PLACE	BIB	NAME	COUNTRY	DATE OF BIRTH	LANE	RESULT	REACTION	Fn
1	1611	Alison DOS SANTOS	BRA	3 Jun 00	5	49.41	Q	0.157
2	2032	Kemar MOWATT	JAM	12 Mar 95	7	49.44	Q	0.146
3	1832	Wilfried HAPPIO	FRA	22 Sep 98	6	49.60	Q	0.308
4	2168	Nick SMIDT	NED	12 May 97	8	49.80	Q	0.180
5	2272	Sokwakhana ZAZINI	RSA	23 Jan 00	4	50.09	q	0.148
6	2059	Takayuki KISHIMOTO	JPN	6 May 90	2	50.66		0.117
7	1958	Jabir MADARI PALLIYALIL	IND	8 Jun 96	3	50.76		0.188

Heat 3

16 July 2022 13:38 START TIME 21° C TEMPERATURE 73 % HUMIDITY

PLACE	BIB	NAME	COUNTRY	DATE OF BIRTH	LANE	RESULT	REACTION	Fn
1	2197	Karsten WARHOLM	NOR	28 Feb 96	3	49.34	Q SB	0.164
2	1586	Julien WATRIN	BEL	27 Jun 92	5	49.83 (.822)	Q	0.199
3	2029	Jaheel HYDE	JAM	2 Feb 97	6	50.03	Q	0.187
4	2099	Moitalel Mpoke NAADOKILA	KEN	8 Feb 01	8	50.19	Q	0.177
5	2287	Julien BONVIN	SUI	10 Jan 99	2	50.40		0.158
6	2276	Ned AZEMIA	SEY	21 Aug 97	4	53.07		0.186
7	1741	Juander SANTOS	DOM	7 May 95	7	58.80		0.185



RESULTS
400 Metres Hurdles Men - Round 1

Heat 4 5 16 July 2022 13:46 START TIME 21° C TEMPERATURE 73 % HUMIDITY

PLACE	BIB	NAME	COUNTRY	DATE of BIRTH	LANE	RESULT	REACTION	Fn
1	1785	Rasmus MÄGI	EST	4 May 92	5	48.78	Q	0.169
2	1973	Thomas BARR	IRL	24 Jul 92	8	49.15	Q SB	0.160
3	1699	Gerald DRUMMOND	CRC	5 Sep 94	2	49.16	Q	0.195
4	2353	Trevor BASSITT	USA	26 Feb 98	3	49.17	Q	0.146
5	1861	Alastair CHALMERS	GBR	31 Mar 00	1	49.37	q	0.134
6	2037	Shawn ROWE	JAM	7 Dec 92	6	49.51	q	0.156
7	2327	Yasmani COPELLO	TUR	15 Apr 87	7	49.83 (.830)	q	0.183
8	1630	Mahau SUGUIMATI	BRA	13 Nov 84	4	52.43		0.125

Heat 5 5 16 July 2022 13:53 START TIME 21° C TEMPERATURE 72 % HUMIDITY

PLACE	BIB	NAME	COUNTRY	DATE of BIRTH	LANE	RESULT	REACTION	Fn
1	2417	Khallifah ROSSER	USA	13 Jul 95	2	48.62	Q	0.168
2	2157	Ramsey ANGELA	NED	6 Nov 99	3	49.62	Q	0.182
3	2296	Carl BENGSTSTRÖM	SWE	13 Jan 00	8	49.64 (.640)	Q	0.169
4	2013	Kyron MCMASTER	IVB	3 Jan 97	4	49.98	Q	0.157
5	1754	Pablo Andres IBÁÑEZ GUEVARA	ESA	28 Oct 98	5	50.18 (.175)		0.146
5	2000	Mario LAMBRUGHİ	ITA	5 Feb 92	7	50.18 (.175)		0.144
7	1717	Vít MÜLLER	CZE	31 Aug 96	6	50.71 TR17.4.3		0.173

NOTE WA Rule TR17.4.3 - Lane infringement
L BIB 1717 (Vít MÜLLER)

ALL-TIME OUTDOOR TOP LIST				2022 OUTDOOR TOP LIST			
RESULT	NAME	VENUE	DATE	RESULT	NAME	VENUE	2022
45.94	Karsten WARHOLM (NOR)	National Stadium, Tokyo (JPN)	3 Aug 21	46.80	Alison DOS SANTOS (BRA)	Olympiastadion, Stockholm (SWE)	30 Jun
46.17	Rai BENJAMIN (USA)	National Stadium, Tokyo (JPN)	3 Aug 21	47.04	Rai BENJAMIN (USA)	Hayward Field, Eugene, OR (USA)	26 Jun
46.72	Alison DOS SANTOS (BRA)	National Stadium, Tokyo (JPN)	3 Aug 21	47.47	Trevor BASSITT (USA)	Hayward Field, Eugene, OR (USA)	26 Jun
46.78	Kevin YOUNG (USA)	Estadio Olímpico, Barcelona (ESP)	6 Aug 92	47.65	Khallifah ROSSER (USA)	Hayward Field, Eugene, OR (USA)	26 Jun
46.98	Abderrahman Almoubarrake S ALSALECK (QAT)	RA	30 Jun 18	47.82	Rasmus MÄGI (EST)	Paavo Nurmi Stadium, Turku (FIN)	14 Jun
47.02	Edwin MOSES (USA)	Koblenz (GER)	31 Aug 83	48.10	Quincy HALL (USA)	Hayward Field, Eugene, OR (USA)	28 May
47.03	Bryan BRONSON (USA)	New Orleans, LA (USA)	21 Jun 98	48.17	CJ ALLEN (USA)	Hayward Field, Eugene, OR (USA)	26 Jun
47.08	Kyron MCMASTER (IVB)	National Stadium, Tokyo (JPN)	3 Aug 21	48.27	Yasmani COPELLO (TUR)	ade Complexe Olympique, Oran (ALG)	1 Jul
47.10	Samuel MATETE (ZAM)	Letzigrund, Zürich (SUI)	7 Aug 91	48.42	Ezekiel NATHANIEL (NGR)	Linda Fuller T&F Complex, Lubbock (USA)	15 May
47.19	André PHILLIPS (USA)	mpic Stadium, Jamsil, Seoul (KOR)	25 Sep 88	48.51	Jaheel HYDE (JAM)	National Stadium, Kingston (JAM)	24 Jun



RESULTS

400 Metres Hurdles Men - Semi-Final

First 2 of each heat (Q) plus 2 fastest times (q) qualify to Final

RECORDS	RESULT	NAME	COUNTRY	AGE	VENUE	DATE
World Record WR	45.94	Karsten WARHOLM	NOR	25	National Stadium, Tokyo (JPN)	3 Aug 2021
Championships Record CR	47.18	Kevin YOUNG	USA	27	Gottlieb-Daimler Stadion, Stuttgart (GER)	19 Aug 1993
World Leading WL	46.80	Alison DOS SANTOS	BRA	22	Olympiastadion, Stockholm (SWE)	30 Jun 2022
Area Record AR		National Record NR		Personal Best PB		Season Best SB

Heat 1

3

17 July 2022 18:03 START TIME

25° C

TEMPERATURE

44 %

HUMIDITY

PLACE	BIB	NAME	COUNTRY	DATE OF BIRTH	LANE	RESULT	REACTION	Fn
1	2357	Rai BENJAMIN	USA	27 Jul 97	6	48.44	Q	0.181
2	2029	Jaheel HYDE	JAM	2 Feb 97	8	49.09	Q	0.149
3	1586	Julien WATRIN	BEL	27 Jun 92	3	49.52		0.186
4	2157	Ramsey ANGELA	NED	6 Nov 99	4	49.77		0.155
5	1973	Thomas BARR	IRL	24 Jul 92	5	50.08		0.157
6	1861	Alastair CHALMERS	GBR	31 Mar 00	1	50.54		0.157
7	2327	Yasmani COPELLO	TUR	15 Apr 87	2	51.49		0.166
2013		Kyron MCMASTER	IVB	3 Jan 97	7	DNS		

Heat 2

3

17 July 2022 18:12 START TIME

25° C

TEMPERATURE

44 %

HUMIDITY

PLACE	BIB	NAME	COUNTRY	DATE OF BIRTH	LANE	RESULT	REACTION	Fn
1	1611	Alison DOS SANTOS	BRA	3 Jun 00	5	47.85	Q	0.166
2	2353	Trevor BASSITT	USA	26 Feb 98	7	48.17	Q	0.144
3	1785	Rasmus MÄGI	EST	4 May 92	4	48.40	q	0.137
4	2296	Carl BENGSTSTRÖM	SWE	13 Jan 00	8	48.75		0.161
5	1506	Abdelmalik LAHOULO	ALG	7 May 92	3	48.90		0.157
6	2099	Moitalel Mpoke NAADOKILA	KEN	8 Feb 01	1	49.34		0.149
7	1699	Gerald DRUMMOND	CRC	5 Sep 94	6	49.37		0.188
8	2037	Shawn ROWE	JAM	7 Dec 92	2	49.80		0.158

Heat 3

3

17 July 2022 18:21 START TIME

25° C

TEMPERATURE

44 %

HUMIDITY

PLACE	BIB	NAME	COUNTRY	DATE OF BIRTH	LANE	RESULT	REACTION	Fn
1	2197	Karsten WARHOLM	NOR	28 Feb 96	5	48.00	Q SB	0.169
2	1832	Wilfried HAPPIO	FRA	22 Sep 98	6	48.14	Q PB	0.136
3	2417	Khallifah ROSSER	USA	13 Jul 95	3	48.34	q	0.141
4	2032	Kemar MOWATT	JAM	12 Mar 95	4	48.59		0.143
5	2168	Nick SMIDT	NED	12 May 97	8	49.56		0.145
6	2061	Kazuki KUROKAWA	JPN	17 Jun 01	1	49.69		0.136
7	2272	Sokwakhana ZAZINI	RSA	23 Jan 00	2	50.22		0.153
8	2179	Ezekiel NATHANIEL	NGR	20 Jun 03	7	54.18		0.176

RESULTS

400 Metres Hurdles Men - Semi-Final

ALL-TIME OUTDOOR TOP LIST				2022 OUTDOOR TOP LIST			
RESULT	NAME	VENUE	DATE	RESULT	NAME	VENUE	2022
45.94	Karsten WARHOLM (NOR)	National Stadium, Tokyo (JPN)	3 Aug 21	46.80	Alison DOS SANTOS (BRA)	Olympiastadion, Stockholm (SWE)	30 Jun
46.17	Rai BENJAMIN (USA)	National Stadium, Tokyo (JPN)	3 Aug 21	47.04	Rai BENJAMIN (USA)	Hayward Field, Eugene, OR (USA)	26 Jun
46.72	Alison DOS SANTOS (BRA)	National Stadium, Tokyo (JPN)	3 Aug 21	47.47	Trevor BASSITT (USA)	Hayward Field, Eugene, OR (USA)	26 Jun
46.78	Kevin YOUNG (USA)	Estadio Olímpico, Barcelona (ESP)	6 Aug 92	47.65	Khallifah ROSSER (USA)	Hayward Field, Eugene, OR (USA)	26 Jun
46.98	Abderrahman Almoubarrake S ALSALECK (QAT)	RAI	30 Jun 18	47.82	Rasmus MÄGI (EST)	Paavo Nurmi Stadium, Turku (FIN)	14 Jun
47.02	Edwin MOSES (USA)	Koblenz (GER)	31 Aug 83	48.00	Karsten WARHOLM (NOR)	Oregon	17 Jul
47.03	Bryan BRONSON (USA)	New Orleans, LA (USA)	21 Jun 98	48.10	Quincy HALL (USA)	Hayward Field, Eugene, OR (USA)	28 May
47.08	Kyron MCMASTER (IVB)	National Stadium, Tokyo (JPN)	3 Aug 21	48.14	Wilfried HAPPIO (FRA)	Oregon	17 Jul
47.10	Samuel MATETE (ZAM)	Letzigrund, Zürich (SUI)	7 Aug 91	48.17	CJ ALLEN (USA)	Hayward Field, Eugene, OR (USA)	26 Jun
47.19	André PHILLIPS (USA)	mpic Stadium, Jamsil, Seoul (KOR)	25 Sep 88	48.27	Yasmani COPELLO (TUR)	ade Complexe Olympique, Oran (ALG)	1 Jul

RESULTS

400 Metres Hurdles Men - Final



RECORDS	RESULT	NAME	COUNTRY	AGE	VENUE	DATE
World Record WR	45.94	Karsten WARHOLM	NOR	25	National Stadium, Tokyo (JPN)	3 Aug 2021
Championships Record CR	46.29	Alison DOS SANTOS	BRA	22	Oregon	19 Jul 2022
World Leading WL	46.29	Alison DOS SANTOS	BRA	22	Oregon	19 Jul 2022
Area Record AR		National Record NR		Personal Best PB		Season Best SB

19 July 2022 19:50 START TIME
 30° C TEMPERATURE 42 % HUMIDITY

PLACE	BIB	NAME	COUNTRY	DATE of BIRTH	LANE	RESULT	REACTION	Fn
1	1611	Alison DOS SANTOS	BRA	3 Jun 00	6	46.29	CR 0.141	
2	2357	Rai BENJAMIN	USA	27 Jul 97	3	46.89	SB 0.157	
3	2353	Trevor BASSITT	USA	26 Feb 98	8	47.39	PB 0.147	
4	1832	Wilfried HAPPIO	FRA	22 Sep 98	5	47.41	PB 0.134	
5	2417	Khallifah ROSSER	USA	13 Jul 95	1	47.88	0.176	
6	2029	Jaheel HYDE	JAM	2 Feb 97	7	48.03	PB 0.149	
7	2197	Karsten WARHOLM	NOR	28 Feb 96	4	48.42	0.140	
8	1785	Rasmus MÄGI	EST	4 May 92	2	48.92	0.140	

ALL-TIME OUTDOOR TOP LIST				2022 OUTDOOR TOP LIST			
RESULT	NAME	VENUE	DATE	RESULT	NAME	VENUE	2022
45.94	Karsten WARHOLM (NOR)	National Stadium, Tokyo (JPN)	3 Aug 21	46.29	Alison DOS SANTOS (BRA)	Oregon	19 Jul
46.17	Rai BENJAMIN (USA)	National Stadium, Tokyo (JPN)	3 Aug 21	46.89	Rai BENJAMIN (USA)	Oregon	19 Jul
46.29	Alison DOS SANTOS (BRA)	Oregon	19 Jul 22	47.39	Trevor BASSITT (USA)	Oregon	19 Jul
46.78	Kevin YOUNG (USA)	Estadio Olímpico, Barcelona (ESP)	6 Aug 92	47.41	Wilfried HAPPIO (FRA)	Oregon	19 Jul
46.98	Abderrahman Almoubarrake S ALSALECK (QAT)	RA	30 Jun 18	47.65	Khallifah ROSSER (USA)	Hayward Field, Eugene, OR (USA)	26 Jun
47.02	Edwin MOSES (USA)	Koblenz (GER)	31 Aug 83	47.82	Rasmus MÄGI (EST)	Paavo Nurmi Stadium, Turku (FIN)	14 Jun
47.03	Bryan BRONSON (USA)	New Orleans, LA (USA)	21 Jun 98	48.00	Karsten WARHOLM (NOR)	Oregon	17 Jul
47.08	Kyron MCMASTER (IVB)	National Stadium, Tokyo (JPN)	3 Aug 21	48.03	Jaheel HYDE (JAM)	Oregon	19 Jul
47.10	Samuel MATETE (ZAM)	Letzigrund, Zürich (SUI)	7 Aug 91	48.10	Quincy HALL (USA)	Hayward Field, Eugene, OR (USA)	28 May
47.19	André PHILLIPS (USA)	mpic Stadium, Jamsil, Seoul (KOR)	25 Sep 88	48.17	CJ ALLEN (USA)	Hayward Field, Eugene, OR (USA)	26 Jun



RESULTS

100 Metres Men - Decathlon



RECORDS	RESULT	NAME	COUNTRY	AGE	VENUE	DATE
World Decathlon Best WDB	10.12	Damian WARNER	CAN	30	Mösle-Stadium, Götzis (AUT)	25 May 2019
Champ. Decathlon Best CDB	10.23	Ashton EATON	USA	27	National Stadium, Beijing (CHN)	28 Aug 2015
Area Record AR		National Record NR		Personal Best PB		Season Best SB

Heat 1 3 23 July 2022 09:50 START TIME 16° C TEMPERATURE 84 % HUMIDITY -0.2m/s WIND

PLACE	BIB	NAME	COUNTRY	DATE OF BIRTH	LANE	RESULT	REACTION	Fn	POINTS	TOTAL
1	2195	Sander SKOTHEIM	NOR	31 May 02	3	10.88	PB	0.127	888	888
2	1536	Daniel GOLUBOVIC	AUS	29 Nov 93	1	10.99		0.139	863	863
3	1787	Maicel UIBO	EST	27 Dec 92	4	11.14	SB	0.144	830	830
4	1904	Niklas KAUL	GER	11 Feb 98	2	11.22		0.154	812	812
5	1914	Tim NOWAK	GER	13 Aug 95	5	11.43		0.158	767	767
6	2441	Marcus NILSSON	SWE	3 May 91	7	11.46		0.134	761	761
	1743	Andy PRECIADO	ECU	12 Oct 97	6	DNF		0.135	0	0

Heat 2 3 23 July 2022 09:58 START TIME 16° C TEMPERATURE 84 % HUMIDITY +1.1m/s WIND

PLACE	BIB	NAME	COUNTRY	DATE OF BIRTH	LANE	RESULT	REACTION	Fn	POINTS	TOTAL
1	1560	Ken MULLINGS	BAH	28 Apr 97	2	10.83		0.144	899	899
2	1534	Cedric DUBLER	AUS	13 Jan 95	4	10.93 (.921)		0.133 F1	876	876
3	2354	Steven BASTIEN	USA	4 Mar 94	5	10.93 (.926)		0.133	876	876
4	1784	Johannes ERM	EST	26 Mar 98	3	10.94		0.166	874	874
5	1913	Leo NEUGEBAUER	GER	19 Jun 00	7	11.07		0.143	845	845
6	1721	Jiří SÝKORA	CZE	20 Jan 95	8	11.11	SB	0.137	836	836
7	1786	Janek ŐIGLANE	EST	25 Apr 94	1	11.12		0.116	834	834
8	1905	Kai KAZMIREK	GER	28 Jan 91	6	11.19		0.117	819	819

Heat 3 3 23 July 2022 10:08 START TIME 16° C TEMPERATURE 84 % HUMIDITY +0.8m/s WIND

PLACE	BIB	NAME	COUNTRY	DATE OF BIRTH	LANE	RESULT	REACTION	Fn	POINTS	TOTAL
1	1658	Damian WARNER	CAN	4 Nov 89	3	10.27		0.127	1030	1030
2	1645	Pierce LEPAGE	CAN	22 Jan 96	1	10.39		0.151	1001	1001
3	1545	Ashley MOLONEY	AUS	13 Mar 00	6	10.49	SB	0.128	977	977
4	2240	Ayden OWENS-DELERME	PUR	28 May 00	8	10.52		0.184	970	970
5	2435	Zachery ZIEMEK	USA	23 Feb 93	4	10.57		0.135	959	959
6	1840	Kevin MAYER	FRA	10 Feb 92	2	10.62	SB	0.132	947	947
7	2377	Kyle GARLAND	USA	28 May 00	7	10.69		0.141	931	931
8	1947	Lindon VICTOR	GRN	28 Feb 93	5	10.78		0.131	910	910



RESULTS

Long Jump Men - Decathlon



RECORDS	RESULT	NAME	COUNTRY	AGE	VENUE	DATE
World Decathlon Best WDB	8.45	Simon EHAMMER	SUI	22	Mösle-Stadium, Götzis (AUT)	28 May 2022
Champ. Decathlon Best CDB	8.07	Tomáš DVORÁK	CZE	29	Commonwealth Stadium, Edmonton (CAN)	6 Aug 2001
Area Record AR		National Record NR		Personal Best PB		Season Best SB

Group A

23 July 2022 10:40 START TIME 17° C TEMPERATURE 79 % HUMIDITY
11:30 END TIME 21° C 54 %

PLACE	BIB	NAME	COUNTRY	DATE of BIRTH	ORDER	RESULT	1	2	3	POINTS	TOTAL
1	1658	Damian WARNER	CAN	4 Nov 89	2	7.87 +0.5	7.55 +1.0	7.87 +0.5	7.51 +0.3	1027	2057
2	2435	Zachery ZIEMEK	USA	23 Feb 93	4	7.70 +1.6 SB	7.35 w +2.3	7.55 +1.8	7.70 +1.6	985	1944
3	2240	Ayden OWENS-DELERME	PUR	28 May 00	8	7.64 +0.9 PB	7.64 +0.9	7.48 +0.1	X +0.5	970	1940
4	2195	Sander SKOTHEIM	NOR	31 May 02	7	7.55 +1.4	X +0.6	7.55 +1.4	6.04 +1.0	947	1835
5	1840	Kevin MAYER	FRA	10 Feb 92	10	7.54 +1.1 SB	X +0.9	7.51 +0.9	7.54 +1.1	945	1892
6	1645	Pierce LEPAGE	CAN	22 Jan 96	9	7.54 +0.8 SB	7.54 +0.8	7.21 +0.6	-	945	1946
7	1913	Leo NEUGEBAUER	GER	19 Jun 00	12	7.46 -0.6	6.91 +0.5	7.46 -0.6	7.41 +0.1	925	1770
8	1545	Ashley MOLONEY	AUS	13 Mar 00	3	7.46 +0.1	7.40 +0.7	7.46 +0.1	7.28 -0.1	925	1902
9	2354	Steven BASTIEN	USA	4 Mar 94	1	7.41 +2.1	7.10 -0.4	7.41 w +2.1	7.23 +0.1	913	1789
10	2377	Kyle GARLAND	USA	28 May 00	6	7.41 +0.9	7.11 -0.6	7.41 +0.9	X -1.1	913	1844
11	1947	Lindon VICTOR	GRN	28 Feb 93	11	7.26 +0.1	X +0.9	7.26 +0.1	X +1.4	876	1786
12	1721	Jiří SÝKORA	CZE	20 Jan 95	5	7.14 +1.2	6.82 +1.0	7.14 +1.2	6.68 +0.7	847	1683



RESULTS
Long Jump Men - Decathlon
Group B
23 July 2022 10:40 START TIME 17° C TEMPERATURE 79 % HUMIDITY
 11:17 END TIME 21° C HUMIDITY 53 %

PLACE	BIB	NAME	COUNTRY	DATE of BIRTH	ORDER	RESULT	1	2	3	POINTS	TOTAL
1	1534	Cedric DUBLER	AUS	13 Jan 95	1	7.56 +0.6	7.42 +0.4	7.56 +0.6	X +2.0	950	1826
2	1905	Kai KAZMIREK	GER	28 Jan 91	6	7.49 +2.6	7.49 w +2.6	5.31 +0.2	-	932	1751
3	1784	Johannes ERM	EST	26 Mar 98	7	7.37 +1.8	7.19 +0.9	X +1.5	7.37 +1.8	903	1777
4	1787	Maicel UIBO	EST	27 Dec 92	3	7.32 +0.9	7.21 +0.6	7.32 +0.9	6.99 +0.2	891	1721
5	1786	Janek ÕIGLANE	EST	25 Apr 94	8	7.26 +1.4	7.26 +1.4	7.04 +1.1	X +0.5	876	1710
6	1914	Tim NOWAK	GER	13 Aug 95	2	7.13 +4.9	6.91 +0.9	6.97 +0.9	7.13 W +4.9	845	1612
7	1904	Niklas KAUL	GER	11 Feb 98	4	7.09 +1.2	6.91 +1.2	6.96 +1.4	7.09 +1.2	835	1647
8	1560	Ken MULLINGS	BAH	28 Apr 97	10	6.96 -0.9	X -0.4	X +1.8	6.96 -0.9	804	1703
8	1536	Daniel GOLUBOVIC	AUS	29 Nov 93	9	6.96 +1.1	6.96 +1.1	X +1.7	X +1.7	804	1667
10	2441	Marcus NILSSON	SWE	3 May 91	11	5.90 +0.7	4.42 +0.9	5.90 +0.7	-	565	1326
	1743	Andy PRECIADO	ECU	12 Oct 97	5	DNS					0

RESULTS



Shot Put Men - Decathlon

RECORDS	RESULT	NAME	COUNTRY	AGE	VENUE	DATE
World Decathlon Best WDB	19.17	Edy HUBACHER	SUI	29	Bern (SUI)	5 Oct 1969
Champ. Decathlon Best CDB	17.54	Michael SMITH	CAN	30	Olympic Stadium, Athina (GRE)	5 Aug 1997
Area Record AR	National Record NR	Personal Best PB	Season Best SB			

Group A

23 July 2022 12:10 START TIME 22° C TEMPERATURE 48 % HUMIDITY
12:54 END TIME 21° C 63 %

PLACE	BIB	NAME	COUNTRY	DATE of BIRTH	ORDER	RESULT	1	2	3	POINTS	TOTAL
1	1947	Lindon VICTOR	GRN	28 Feb 93	10	16.29 SB	15.38	16.00	16.29	869	2655
2	1913	Leo NEUGEBAUER	GER	19 Jun 00	12	15.83	14.38	15.83	X	841	2611
3	2435	Zachery ZIEMEK	USA	23 Feb 93	3	15.37 PB	15.09	15.28	15.37	812	2756
4	2377	Kyle GARLAND	USA	28 May 00	4	15.24	15.19	15.24	X	804	2648
5	1536	Daniel GOLUBOVIC	AUS	29 Nov 93	2	15.00	12.97	15.00	14.36	790	2457
6	1840	Kevin MAYER	FRA	10 Feb 92	5	14.98	14.98	X	X	788	2680
7	2240	Ayden OWENS-DELERME	PUR	28 May 00	6	14.97	14.38	14.97	14.65	788	2728
8	1721	Jiří SÝKORA	CZE	20 Jan 95	7	14.89	14.89	14.83	14.56	783	2466
9	1645	Pierce LEPAGE	CAN	22 Jan 96	8	14.83	14.26	14.29	14.83	779	2725
10	1914	Tim NOWAK	GER	13 Aug 95	9	14.44	14.37	14.40	14.44	755	2367
	1743	Andy PRECIADO	ECU	12 Oct 97	11	DNS					0
	2441	Marcus NILSSON	SWE	3 May 91	1	DNS					0

Group B

23 July 2022 12:10 START TIME 22° C TEMPERATURE 48 % HUMIDITY
12:44 END TIME 21° C 63 %

PLACE	BIB	NAME	COUNTRY	DATE of BIRTH	ORDER	RESULT	1	2	3	POINTS	TOTAL
1	1787	Maicel UIBO	EST	27 Dec 92	4	15.17 PB	13.95	14.52	15.17	800	2521
2	1784	Johannes ERM	EST	26 Mar 98	9	15.01 PB	14.74	14.90	15.01	790	2567
3	1658	Damian WARNER	CAN	4 Nov 89	3	14.99 SB	14.83	14.99	X	789	2846
4	1786	Janek ÔIGLANE	EST	25 Apr 94	5	14.83	14.31	14.83	14.70	779	2489
5	1904	Niklas KAUL	GER	11 Feb 98	7	14.52	14.49	14.52	X	760	2407
6	1905	Kai KAZMIREK	GER	28 Jan 91	1	14.29 SB	14.06	13.59	14.29	746	2497
7	1545	Ashley MOLONEY	AUS	13 Mar 00	11	14.28 SB	14.28	14.27	14.11	745	2647
8	1560	Ken MULLINGS	BAH	28 Apr 97	10	13.83	13.83	13.49	X	718	2421
9	2195	Sander SKOTHEIM	NOR	31 May 02	8	13.69	12.99	13.49	13.69	709	2544
10	2354	Steven BASTIEN	USA	4 Mar 94	6	13.36	13.36	13.00	13.20	689	2478
11	1534	Cedric DUBLER	AUS	13 Jan 95	2	12.87	11.53	12.87	12.74	659	2485



RESULTS

High Jump Men - Decathlon



RECORDS	RESULT	NAME	COUNTRY	AGE	VENUE	DATE
World Decathlon Best WDB	2.28	Derek DROUIN	CAN	27	Santa Barbara, CA (USA)	7 Apr 2017
Champ. Decathlon Best CDB	2.25	Christian SCHENK	GDR	22	Stadio Olimpico, Roma (ITA)	3 Sep 1987
Area Record AR		National Record NR		Personal Best PB		Season Best SB

Group A

23 July 2022 16:10 START TIME 25° C TEMPERATURE 51 % HUMIDITY
18:06 END TIME 25° C 44 %

PLACE	BIB	NAME	COUNTRY	DATE of BIRTH	ORDER	RESULT	1.87	1.90	1.93	1.96	1.99	2.02	2.05	2.08	2.11	2.14	2.17	POINTS	TOTAL
1	2195	Sander SKOTHEIM	NOR	31 May 02	10	2.17 PB	-	-	-	XO	-	0	0	0	0	0	0	963	3507
2	2377	Kyle GARLAND	USA	28 May 00	9	2.14	XXX	-	-	-	0	0	0	0	0	0	XXX	934	3582
3	1787	Maicel UIBO	EST	27 Dec 92	5	2.11	-	-	-	-	0	0	XXO	XO	XO	XXX		906	3427
4	2435	Zachery ZIEMEK	USA	23 Feb 93	1	2.08	-	-	-	-	0	-	0	0	XXX			878	3634
5	1534	Cedric DUBLER	AUS	13 Jan 95	8	2.08	-	-	-	-	0	XXO	0	XO	XXX			878	3363
6	1560	Ken MULLINGS	BAH	28 Apr 97	4	2.05	-	-	-	0	XO	XO	0	XXX				850	3271
7	1914	Tim NOWAK	GER	13 Aug 95	11	2.05	-	-	-	0	0	0	XO	XXX				850	3217
8	2240	Ayden OWENS-DELERME	PUR	28 May 00	3	2.02	0	0	0	0	XO	XO	XXX					822	3550
9	2354	Steven BASTIEN	USA	4 Mar 94	12	2.02	-	-	0	-	0	XXO	XXX					822	3300
10	1947	Lindon VICTOR	GRN	28 Feb 93	6	2.02	-	XO	0	XO	XXO	XXO	XXX					822	3477
11	1645	Pierce LEPAGE	CAN	22 Jan 96	7	1.99 SB	-	-	-	XO	0	XXX						794	3519
	1743	Andy PRECIADO	ECU	12 Oct 97	2	DNS													0



RESULTS
High Jump Men - Decathlon

Group B

23 July 2022 16:11 START TIME 25° C 51 %
17:55 END TIME 25° C 44 %
TEMPERATURE HUMIDITY

PLACE	BIB	NAME	COUNTRY	DATE of BIRTH	ORDER	RESULT	1.78	1.81	1.84	1.87	1.90	1.93	1.96	1.99	2.02	2.05	2.08	POINTS	TOTAL
1	1904	Niklas KAUL	GER	11 Feb 98	10	2.05 SB	-	-	-	-	-	0	0	0	0	0		850	3257
2	1840	Kevin MAYER	FRA	10 Feb 92	9	2.05 SB	-	-	-	-	-	0	-	0	XXO	0	XXX	850	3530
3	1786	Janek ÕIGLANE	EST	25 Apr 94	6	2.05 PB	-	-	-	-	XO	-	0	0	0	XO	XXX	850	3339
4	1658	Damian WARNER	CAN	4 Nov 89	11	2.05 SB	-	-	-	-	-	0	XO	XO	0	XO	XXX	850	3696
5	1905	Kai KAZMIREK	GER	28 Jan 91	4	2.02	-	-	-	-	-	0	0	0	XXO	XXX		822	3319
6	1913	Leo NEUGEBAUER	GER	19 Jun 00	3	1.99	-	-	-	XO	0	XO	XXO	0	XXX			794	3405
7	1536	Daniel GOLUBOVIC	AUS	29 Nov 93	8	1.96 SB	-	-	0	0	XO	XO	0	XXX				767	3224
8	1545	Ashley MOLONEY	AUS	13 Mar 00	5	1.96	-	-	-	-	0	-	XO	XXX				767	3414
9	1721	Jiří SÝKORA	CZE	20 Jan 95	1	1.93	-	0	0	0	XXO	XO	XXX					740	3206
10	1784	Johannes ERM	EST	26 Mar 98	7	1.93	-	-	-	XO	XXO	XO	XXX					740	3307
	2441	Marcus NILSSON	SWE	3 May 91	2	DNS													0



RESULTS



400 Metres Men - Decathlon

RECORDS	RESULT	NAME	COUNTRY	AGE	VENUE	DATE
World Decathlon Best WDB	45.00	Ashton EATON	USA	27	National Stadium, Beijing (CHN)	28 Aug 2015
Champ. Decathlon Best CDB	45.00	Ashton EATON	USA	27	National Stadium, Beijing (CHN)	28 Aug 2015
Area Record AR		National Record NR		Personal Best PB		Season Best SB

Heat 1 3 23 July 2022 18:54 START TIME 25° C TEMPERATURE 43 % HUMIDITY

PLACE	BIB	NAME	COUNTRY	DATE of BIRTH	LANE	RESULT	REACTION	Fn	POINTS	TOTAL
1	1786	Janek ŐIGLANE	EST	25 Apr 94	8	49.16	SB 0.148		854	4193
2	1560	Ken MULLINGS	BAH	28 Apr 97	5	49.25	SB 0.137		849	4120
3	2435	Zachery ZIEMEK	USA	23 Feb 93	4	49.56	SB 0.185		835	4469
4	1787	Maicel UIBO	EST	27 Dec 92	7	50.38	SB 0.197		797	4224
5	1914	Tim NOWAK	GER	13 Aug 95	2	50.94	0.161		772	3989
	2441	Marcus NILSSON	SWE	3 May 91	6	DNS				0
	1743	Andy PRECIADO	ECU	12 Oct 97	3	DNS				0

Heat 2 3 23 July 2022 19:03 START TIME 25° C TEMPERATURE 43 % HUMIDITY

PLACE	BIB	NAME	COUNTRY	DATE of BIRTH	LANE	RESULT	REACTION	Fn	POINTS	TOTAL
1	1904	Niklas KAUL	GER	11 Feb 98	4	48.39	SB 0.158		890	4147
2	1947	Lindon VICTOR	GRN	28 Feb 93	3	49.27	0.141		849	4326
3	1721	Jiří SÝKORA	CZE	20 Jan 95	1	49.29	0.145		848	4054
4	1905	Kai KAZMIREK	GER	28 Jan 91	7	49.33	0.145		846	4165
5	1840	Kevin MAYER	FRA	10 Feb 92	6	49.40	SB 0.164		842	4372
6	1536	Daniel GOLUBOVIC	AUS	29 Nov 93	2	49.44	SB 0.149		841	4065
7	2377	Kyle GARLAND	USA	28 May 00	5	49.64	0.152		831	4413
8	2195	Sander SKOTHEIM	NOR	31 May 02	8	49.80	0.154		824	4331

Heat 3 3 23 July 2022 19:12 START TIME 25° C TEMPERATURE 43 % HUMIDITY

PLACE	BIB	NAME	COUNTRY	DATE of BIRTH	LANE	RESULT	REACTION	Fn	POINTS	TOTAL
1	2240	Ayden OWENS-DELERME	PUR	28 May 00	7	45.07	PB 0.189		1056	4606
2	1645	Pierce LEPAGE	CAN	22 Jan 96	4	46.84	PB 0.194		966	4485
3	1545	Ashley MOLONEY	AUS	13 Mar 00	3	46.88	SB 0.142		964	4378
4	1784	Johannes ERM	EST	26 Mar 98	8	47.02	PB 0.169		957	4264
5	1534	Cedric DUBLER	AUS	13 Jan 95	5	47.71	0.127		923	4286
6	2354	Steven BASTIEN	USA	4 Mar 94	2	47.95	0.148		912	4212
7	1913	Leo NEUGEBAUER	GER	19 Jun 00	6	48.34	0.151		893	4298
	1658	Damian WARNER	CAN	4 Nov 89	1	DNF	0.139		0	3696



RESULTS

110 Metres Hurdles Men - Decathlon



RECORDS	RESULT	NAME	COUNTRY	AGE	VENUE	DATE
World Decathlon Best WDB	13.36	Damian WARNER	CAN	32	Mösle-Stadium, Götzis (AUT)	30 May 2021
Champ. Decathlon Best CDB	13.55	Frank BUSEMANN	GER	22	Olympic Stadium, Athina (GRE)	6 Aug 1997
Area Record AR		National Record NR		Personal Best PB		Season Best SB

Heat 1

3

24 July 2022 09:34 START TIME

18° C TEMPERATURE 80 % HUMIDITY

+1.5m/s WIND

PLACE	BIB	NAME	COUNTRY	DATE OF BIRTH	LANE	RESULT	REACTION	Fn	POINTS	TOTAL
1	1784	Johannes ERM	EST	26 Mar 98	6	14.38	SB	0.171	926	5190
2	2435	Zachery ZIEMEK	USA	23 Feb 93	3	14.47	SB	0.116	915	5384
3	1787	Maicel UIBO	EST	27 Dec 92	2	14.49	SB	0.166	912	5136
4	1947	Lindon VICTOR	GRN	28 Feb 93	4	14.76		0.149	879	5205
5	1913	Leo NEUGEBAUER	GER	19 Jun 00	8	14.86		0.170	867	5165
6	1914	Tim NOWAK	GER	13 Aug 95	5	14.91		0.169	860	4849
7	2195	Sander SKOTHEIM	NOR	31 May 02	7	15.05		0.138	843	5174

Heat 2

3

24 July 2022 09:43 START TIME

18° C TEMPERATURE 80 % HUMIDITY

+0.4m/s WIND

PLACE	BIB	NAME	COUNTRY	DATE OF BIRTH	LANE	RESULT	REACTION	Fn	POINTS	TOTAL
1	1560	Ken MULLINGS	BAH	28 Apr 97	4	14.02	PB	0.117	972	5092
2	1721	Jiří SÝKORA	CZE	20 Jan 95	7	14.14	SB	0.126	957	5011
3	1904	Niklas KAUL	GER	11 Feb 98	8	14.27	PB	0.143	940	5087
4	1905	Kai KAZMIREK	GER	28 Jan 91	3	14.43		0.150 F1	920	5085
5	1545	Ashley MOLONEY	AUS	13 Mar 00	5	14.46	SB	0.125	916	5294
6	1786	Janek ÕIGLANE	EST	25 Apr 94	6	14.69		0.181	887	5080
7	2354	Steven BASTIEN	USA	4 Mar 94	2	14.75		0.132	880	5092

Heat 3

3

24 July 2022 09:50 START TIME

18° C TEMPERATURE 80 % HUMIDITY

+1.1m/s WIND

PLACE	BIB	NAME	COUNTRY	DATE OF BIRTH	LANE	RESULT	REACTION	Fn	POINTS	TOTAL
1	1645	Pierce LEPAGE	CAN	22 Jan 96	5	13.78	PB	0.154	1003	5488
2	2240	Ayden OWENS-DELERME	PUR	28 May 00	7	13.88		0.133	990	5596
3	1536	Daniel GOLUBOVIC	AUS	29 Nov 93	6	13.92 [.913]	PB	0.150	985	5050
4	1840	Kevin MAYER	FRA	10 Feb 92	4	13.92 [.919]	SB	0.129	985	5357
5	2377	Kyle GARLAND	USA	28 May 00	2	14.18		0.141	951	5364
6	1534	Cedric DUBLER	AUS	13 Jan 95	3	14.28		0.129	939	5225
	1658	Damian WARNER	CAN	4 Nov 89	8	DNS				0



RESULTS

Discus Throw Men - Decathlon



RECORDS	RESULT	NAME	COUNTRY	AGE	VENUE	DATE
World Decathlon Best WDB	55.87	Bryan CLAY	USA	25	Carson, CA (USA)	24 Jun 2005
Champ. Decathlon Best CDB	54.39	Jiří SÝKORA	CZE	27	Oregon	24 Jul 2022
Area Record AR	National Record NR	Personal Best PB	Season Best SB			

Group A

24 July 2022 10:30 START TIME 18° C 80 %
TEMPERATURE HUMIDITY
11:02 END TIME 18° C 80 %

PLACE	BIB	NAME	COUNTRY	DATE of BIRTH	ORDER	RESULT	1	2	3	POINTS	TOTAL
1	1721	Jiří SÝKORA	CZE	20 Jan 95	6	54.39 CDB	51.01	53.67	54.39	962	5973
2	1840	Kevin MAYER	FRA	10 Feb 92	2	49.44 SB	49.44	X	48.44	859	6216
3	2435	Zachery ZIEMEK	USA	23 Feb 93	3	48.40	45.47	45.30	48.40	837	6221
4	1787	Maicel UIBO	EST	27 Dec 92	1	46.52	46.52	X	44.66	798	5934
5	1534	Cedric DUBLER	AUS	13 Jan 95	7	42.88	41.09	40.32	42.88	723	5948
6	1545	Ashley MOLONEY	AUS	13 Mar 00	5	42.45 SB	X	X	42.45	715	6009
7	1914	Tim NOWAK	GER	13 Aug 95	9	42.13	42.13	X	X	708	5557
8	1905	Kai KAZMIREK	GER	28 Jan 91	8	40.96	40.72	40.54	40.96	684	5769
9	1786	Janek ÔIGLANE	EST	25 Apr 94	4	30.49	X	30.49	29.67	474	5554

Group B

24 July 2022 11:40 START TIME 18° C 80 %
TEMPERATURE HUMIDITY
12:08 END TIME 23° C 63 %

PLACE	BIB	NAME	COUNTRY	DATE of BIRTH	ORDER	RESULT	1	2	3	POINTS	TOTAL
1	1947	Lindon VICTOR	GRN	28 Feb 93	3	53.92	44.70	49.32	53.92	952	6157
2	1645	Pierce LEPAGE	CAN	22 Jan 96	12	53.26 PB	53.26	-	-	939	6427
3	1913	Leo NEUGEBAUER	GER	19 Jun 00	7	51.88	51.63	51.88	X	910	6075
4	1536	Daniel GOLUBOVIC	AUS	29 Nov 93	6	46.37	46.37	45.87	45.28	795	5845
5	2377	Kyle GARLAND	USA	28 May 00	11	45.44	X	45.44	X	776	6140
6	1904	Niklas KAUL	GER	11 Feb 98	2	44.62	40.73	44.62	X	759	5846
7	1784	Johannes ERM	EST	26 Mar 98	1	44.18	40.78	44.18	X	750	5940
8	2195	Sander SKOTHEIM	NOR	31 May 02	8	42.89	40.83	X	42.89	724	5898
9	1560	Ken MULLINGS	BAH	28 Apr 97	5	42.70	X	40.74	42.70	720	5812
10	2240	Ayden OWENS-DELERME	PUR	28 May 00	4	42.36	42.36	38.70	X	713	6309
11	2354	Steven BASTIEN	USA	4 Mar 94	10	40.66 SB	38.46	X	40.66	678	5770
	1658	Damian WARNER	CAN	4 Nov 89	9	DNS					0



RESULTS

Pole Vault Men - Decathlon



RECORDS	RESULT	NAME	COUNTRY	AGE	VENUE	DATE
World Decathlon Best WDB	5.76	Tim LOBINGER	GER	27	Leverkusen (GER)	16 Sep 1999
Champ. Decathlon Best CDB	5.50	Sébastien LEVICQ	FRA	28	La Cartuja, Sevilla (ESP)	25 Aug 1999
Area Record AR		National Record NR		Personal Best PB		Season Best SB

Group A

24 July 2022 12:15 START TIME 23° C TEMPERATURE 63 % HUMIDITY
13:57 END TIME 23° C 63 %

PLACE	BIB	NAME	COUNTRY	DATE of BIRTH	ORDER	RESULT	4.50	4.60	4.70	4.80	4.90	5.00	5.10	5.20	5.30	5.40	5.50	POINTS	TOTAL
1	1840	Kevin MAYER	FRA	10 Feb 92	1	5.40 SB	-	-	-	-	-	XXO	XO	XO	0	XO	XXX	1035	7251
2	2435	Zachery ZIEMEK	USA	23 Feb 93	3	5.40 SB	-	-	-	-	-	0	0	0	-	XXO	XXX	1035	7256
3	1787	Maicel UIBO	EST	27 Dec 92	7	5.30	-	-	-	-	-	XXO	XXO	0	0	XXX		1004	6938
4	1534	Cedric DUBLER	AUS	13 Jan 95	8	5.10 SB	-	0	-	0	0	0	0	XXX				941	6889
5	1905	Kai KAZMIREK	GER	28 Jan 91	4	5.00 SB	-	-	0	-	0	XXO	XXX					910	6679
6	1721	Jiří SÝKORA	CZE	20 Jan 95	2	4.60	-	XXO	-	r								790	6763
	1914	Tim NOWAK	GER	13 Aug 95	5	NM	-	-	XXX									0	5557
	1545	Ashley MOLONEY	AUS	13 Mar 00	9	DNS													0
	1786	Janek ŌIGLANE	EST	25 Apr 94	6	DNS													0



RESULTS
Pole Vault Men - Decathlon

Group B

24 July 2022 13:15 START TIME 23° C 63 %
15:11 END TIME 23° C 63 %
TEMPERATURE HUMIDITY

PLACE	BIB	NAME	COUNTRY	DATE of BIRTH	ORDER	RESULT	SB	4.00	4.10	4.20	4.30	4.40	4.50	4.60	4.70	4.80	4.90	5.00	POINTS	TOTAL
								5.10												
1	1645	Pierce LEPAGE	CAN	22 Jan 96	1	5.00	SB	-	-	-	-	-	-	-	XO	-	0	0	910	7337
2	1904	Niklas KAUL	GER	11 Feb 98	2	4.80		-	-	-	-	-	-	-	XXO	0	XXX		849	6695
3	1913	Leo NEUGEBAUER	GER	19 Jun 00	12	4.80		-	-	-	-	0	XO	0	0	XO	XXX		849	6924
4	1947	Lindon VICTOR	GRN	28 Feb 93	9	4.80	SB	-	-	-	-	XO	0	0	XXO	XO	XXX		849	7006
5	1784	Johannes ERM	EST	26 Mar 98	7	4.70		-	-	-	-	-	-	XO	0	XXX			819	6759
6	2195	Sander SKOTHEIM	NOR	31 May 02	8	4.70		-	-	-	-	0	-	0	XO	XXX			819	6717
7	2354	Steven BASTIEN	USA	4 Mar 94	3	4.70		-	-	-	-	XO	XO	0	XO	XXX			819	6589
8	1536	Daniel GOLUBOVIC	AUS	29 Nov 93	6	4.60		-	-	-	-	XXO	-	0	-	XXX			790	6635
9	2377	Kyle GARLAND	USA	28 May 00	5	4.60		-	-	-	XO	0	0	XXO	XXX				790	6930
10	2240	Ayden OWENS-DELERME	PUR	28 May 00	10	4.50		-	-	-	-	-	0	XXX					760	7069
11	1560	Ken MULLINGS	BAH	28 Apr 97	4	4.50	SB	-	0	0	XO	XO	0	XXX					760	6572
	1658	Damian WARNER	CAN	4 Nov 89	11	DNS														0



RESULTS

Javelin Throw Men - Decathlon



RECORDS	RESULT	NAME	COUNTRY	AGE	VENUE	DATE
World Decathlon Best WDB	79.80	Peter BLANK	GER	30	Emmelshausen (GER)	19 Jul 1992
Champ. Decathlon Best CDB	79.05	Niklas KAUL	GER	21	Khalifa International Stadium, Doha (QAT)	3 Oct 2019
Area Record AR	National Record NR	Personal Best PB	Season Best SB			

Group A

24 July 2022 17:05 START TIME 23° C 63 %
TEMPERATURE HUMIDITY
17:35 END TIME 23° C 63 %

PLACE	BIB	NAME	COUNTRY	DATE of BIRTH	ORDER	RESULT	1	2	3	POINTS	TOTAL
1	1840	Kevin MAYER	FRA	10 Feb 92	5	70.31 SB	64.01	70.31	68.73	894	8145
2	1787	Maicel UIBO	EST	27 Dec 92	2	63.54	62.11	60.45	63.54	791	7729
3	1905	Kai KAZMIREK	GER	28 Jan 91	4	62.52	62.52	60.50	59.37	776	7455
4	2435	Zachery ZIEMEK	USA	23 Feb 93	1	62.18 PB	58.22	61.19	62.18	771	8027
5	1721	Jiří SÝKORA	CZE	20 Jan 95	3	61.49 SB	X	61.49	X	760	7523
6	1560	Ken MULLINGS	BAH	28 Apr 97	9	56.92 SB	56.92	53.78	54.59	692	7264
7	1914	Tim NOWAK	GER	13 Aug 95	7	56.52	50.31	46.70	56.52	686	6243
8	1534	Cedric DUBLER	AUS	13 Jan 95	6	54.76	54.76	53.34	49.73	659	7548
9	2240	Ayden OWENS-DELERME	PUR	28 May 00	8	50.98	50.98	46.24	49.58	603	7672

Group B

24 July 2022 18:10 START TIME 31° C 40 %
TEMPERATURE HUMIDITY
18:39 END TIME 31° C 40 %

PLACE	BIB	NAME	COUNTRY	DATE of BIRTH	ORDER	RESULT	1	2	3	POINTS	TOTAL
1	1904	Niklas KAUL	GER	11 Feb 98	3	69.74 SB	67.33	67.93	69.74	885	7580
2	1947	Lindon VICTOR	GRN	28 Feb 93	4	66.20 SB	59.59	65.52	66.20	832	7838
3	1645	Pierce LEPAGE	CAN	22 Jan 96	1	57.52 SB	48.95	57.52	56.63	701	8038
4	1784	Johannes ERM	EST	26 Mar 98	8	56.87	50.70	56.87	49.65	691	7450
5	1536	Daniel GOLUBOVIC	AUS	29 Nov 93	2	56.75 SB	54.33	56.75	55.45	689	7324
6	2354	Steven BASTIEN	USA	4 Mar 94	5	55.80 SB	53.49	54.46	55.80	675	7264
7	2195	Sander SKOTHEIM	NOR	31 May 02	9	55.47	50.25	54.16	55.47	670	7387
8	2377	Kyle GARLAND	USA	28 May 00	7	53.23	48.51	53.23	X	637	7567
9	1913	Leo NEUGEBAUER	GER	19 Jun 00	6	52.80	41.73	52.80	X	630	7554



RESULTS



1500 Metres Men - Decathlon

RECORDS	RESULT	NAME	COUNTRY	AGE	VENUE	DATE
World Decathlon Best WDB	3:58.70	Robert BAKER	USA	25	Austin, TX (USA)	3 Apr 1980
Champ. Decathlon Best CDB	4:11.82	Beat GÄHWILER	SUI	26	National Stadium, Tokyo (JPN)	30 Aug 1991
Area Record AR		National Record NR		Personal Best PB		Season Best SB

24 July 2022 19:20 START TIME 31° C TEMPERATURE 41 % HUMIDITY

PLACE	BIB	NAME	COUNTRY	DATE of BIRTH	ORDER	RESULT		POINTS	TOTAL
1	2240	Ayden OWENS-DELERME	PUR	28 May 00	6	4:13.02	PB	860	8532
2	1904	Niklas KAUL	GER	11 Feb 98	7	4:13.81	PB	854	8434
3	1784	Johannes ERM	EST	26 Mar 98	13	4:25.08	PB	777	8227
4	1914	Tim NOWAK	GER	13 Aug 95	18	4:26.87		765	7008
5	1536	Daniel GOLUBOVIC	AUS	29 Nov 93	15	4:29.67	SB	747	8071
6	1534	Cedric DUBLER	AUS	13 Jan 95	10	4:37.26	SB	698	8246
7	1787	Maicel UIBO	EST	27 Dec 92	5	4:37.58		696	8425
8	2195	Sander SKOTHEIM	NOR	31 May 02	14	4:40.84		675	8062
9	2354	Steven BASTIEN	USA	4 Mar 94	17	4:40.92		675	7939
10	1840	Kevin MAYER	FRA	10 Feb 92	1	4:41.44	SB	671	8816
11	1645	Pierce LEPAGE	CAN	22 Jan 96	2	4:42.77	SB	663	8701
12	1905	Kai KAZMIREK	GER	28 Jan 91	12	4:43.51		658	8113
13	2435	Zachery ZIEMEK	USA	23 Feb 93	3	4:44.97		649	8676
14	1947	Lindon VICTOR	GRN	28 Feb 93	4	4:47.22	SB	636	8474
15	1913	Leo NEUGEBAUER	GER	19 Jun 00	9	4:48.41		628	8182
16	1560	Ken MULLINGS	BAH	28 Apr 97	16	4:52.85	SB	602	7866
17	1721	Jiří SÝKORA	CZE	20 Jan 95	11	4:55.90	SB	584	8107
18	2377	Kyle GARLAND	USA	28 May 00	8	4:58.94		566	8133

INTERMEDIATE TIMES

100 m	15.43	Ayden OWENS-DELERME	200 m	31.16	Ayden OWENS-DELERME
300 m	47.33	Ayden OWENS-DELERME	400 m	1:04.00	Ayden OWENS-DELERME
500 m	1:19.96	Ayden OWENS-DELERME	600 m	1:36.97	Ayden OWENS-DELERME
700 m	1:54.87	Ayden OWENS-DELERME	800 m	2:13.48	Ayden OWENS-DELERME
900 m	2:31.51	Ayden OWENS-DELERME	1000 m	2:49.90	Ayden OWENS-DELERME
1100 m	3:07.62	Ayden OWENS-DELERME	1200 m	3:24.82	Ayden OWENS-DELERME
1300 m	3:41.79	Ayden OWENS-DELERME	1400 m	3:57.76	Ayden OWENS-DELERME

DECATHLON FINAL RESULTS

RECORDS	RESULT	NAME	COUNTRY	AGE	VENUE	DATE
World Record WR	9126	Kevin MAYER	FRA	26	Stade Pierre Paul Bernard, Talence (FRA)	16 Sep 2018
Championships Record CR	9045	Ashton EATON	USA	27	National Stadium, Beijing (CHN)	29 Aug 2015
World Leading WL	8867	Garrett SCANTLING	USA	29	John McDonnell Field, Fayetteville, AR (USA)	7 May 2022

23-24 July 2022



PLACE	BIB	NAME	COUNTRY	POINTS	POINTS BEHIND LEADER	EVENTS									
						100 Metres	Long Jump	Shot Put	High Jump	400 Metres	110 Metres Hurdles	Discus Throw	Pole Vault	Javelin Throw	1500 Metres
1	1840	Kevin MAYER	FRA	8816		10.62 (+0.8) 947 (6)	7.54 (+1.1) 945 (6) 1892 (6)	14.98 788 (9) 2680 (5)	2.05 850 (7) 3530 (5)	49.40 842 (14) 4372 (6)	13.92 (+1.1) 985 (4) 5357 (5)	49.44 859 (5) 6216 (4)	5.40 1035 (1) 7251 (3)	70.31 894 (1) 8145 (1)	4:41.44 671 (10) 8816 (1)
2	1645	Pierce LEPAGE	CAN	8701	-115	10.39 (+0.8) 1001 (2)	7.54 (+0.8) 945 (7) 1946 (2)	14.83 779 (13) 2725 (4)	1.99 794 (16) 3519 (6)	46.84 966 (2) 4485 (2)	13.78 (+1.1) 1003 (1) 5488 (2)	53.26 939 (3) 6427 (1)	5.00 910 (5) 7337 (1)	57.52 701 (8) 8038 (2)	4:42.77 663 (11) 8701 (2)
3	2435	Zachery ZIEMEK	USA	8676	-140	10.57 (+0.8) 959 (5)	7.70 (+1.6) 985 (2) 1944 (3)	15.37 812 (3) 2756 (2)	2.08 878 (4) 3634 (2)	49.56 835 (16) 4469 (3)	14.47 (+1.5) 915 (13) 5384 (3)	48.40 837 (6) 6221 (3)	5.40 1035 (2) 7256 (2)	62.18 771 (6) 8027 (3)	4:44.97 649 (13) 8676 (3)
4	2240	Ayden OWENS-DELERME	PUR	8532	-284	10.52 (+0.8) 970 (4)	7.64 (+0.9) 970 (3) 1940 (4)	14.97 788 (10) 2728 (3)	2.02 822 (12) 3550 (4)	45.07 1056 (1) 4606 (1)	13.88 (+1.1) 990 (2) 5596 (1)	42.36 713 (16) 6309 (2)	4.50 760 (16) 7069 (4)	50.98 603 (18) 7672 (6)	4:13.02 860 (1) 8532 (4)
5	1947	Lindon VICTOR	GRN	8474	-342	10.78 (+0.8) 910 (8)	7.26 (+0.1) 876 (16) 1786 (11)	16.29 869 (1) 2655 (6)	2.02 822 (15) 3477 (8)	49.27 849 (11) 4326 (8)	14.76 (+1.5) 879 (17) 5205 (8)	53.92 952 (2) 6157 (5)	4.80 849 (9) 7006 (5)	66.20 832 (3) 7838 (4)	4:47.22 636 (14) 8474 (5)
6	1904	Niklas KAUL	GER	8434	-382	11.22 (-0.2) 812 (20)	7.09 (+1.2) 835 (19) 1647 (20)	14.52 760 (14) 2407 (20)	2.05 850 (6) 3257 (18)	48.39 890 (8) 4147 (16)	14.27 (+0.4) 940 (8) 5087 (15)	44.62 759 (10) 5846 (14)	4.80 849 (7) 6695 (13)	69.74 885 (2) 7580 (7)	4:13.81 854 (2) 8434 (6)
7	1787	Maicel UIBO	EST	8425	-391	11.14 (-0.2) 830 (18)	7.32 (+0.9) 891 (14) 1721 (15)	15.17 800 (5) 2521 (12)	2.11 906 (3) 3427 (9)	50.38 797 (19) 4224 (12)	14.49 (+1.5) 912 (14) 5136 (12)	46.52 798 (7) 5934 (12)	5.30 1004 (3) 6938 (6)	63.54 791 (4) 7729 (5)	4:37.58 696 (7) 8425 (7)
8	1534	Cedric DUBLER	AUS	8246	-570	10.93 (+1.1) 876 (11)	7.56 (+0.6) 950 (4) 1826 (9)	12.87 659 (21) 2485 (15)	2.08 878 (5) 3363 (12)	47.71 923 (5) 4286 (10)	14.28 (+1.1) 939 (9) 5225 (7)	42.88 723 (13) 5948 (10)	5.10 941 (4) 6889 (9)	54.76 659 (15) 7548 (10)	4:37.26 698 (6) 8246 (8)
9	1784	Johannes ERM	EST	8227	-589	10.94 (+1.1) 874 (13)	7.37 (+1.8) 903 (13) 1777 (12)	15.01 790 (6) 2567 (10)	1.93 740 (21) 3307 (15)	47.02 957 (4) 4264 (11)	14.38 (+1.5) 926 (10) 5190 (9)	44.18 750 (11) 5940 (11)	4.70 819 (10) 6759 (11)	56.87 691 (10) 7450 (13)	4:25.08 777 (3) 8227 (9)
10	1913	Leo NEUGEBAUER	GER	8182	-634	11.07 (+1.1) 845 (15)	7.46 (-0.6) 925 (9) 1770 (13)	15.83 841 (2) 2611 (9)	1.99 794 (17) 3405 (11)	48.34 893 (7) 4298 (9)	14.86 (+1.5) 867 (18) 5165 (11)	51.88 910 (4) 6075 (7)	4.80 849 (8) 6924 (8)	52.80 630 (17) 7554 (9)	4:48.41 628 (15) 8182 (10)
11	2377	Kyle GARLAND	USA	8133	-683	10.69 (+0.8) 931 (7)	7.41 (+0.9) 913 (12) 1844 (7)	15.24 804 (4) 2648 (7)	2.14 934 (2) 3582 (3)	49.64 831 (17) 4413 (4)	14.18 (+1.1) 951 (7) 5364 (4)	45.44 776 (9) 6140 (6)	4.60 790 (15) 6930 (7)	53.23 637 (16) 7567 (8)	4:58.94 566 (18) 8133 (11)
12	1905	Kai KAZMIREK	GER	8113	-703	11.19 (+1.1) 819 (19)	7.49 (+2.6) 932 (8) 1751 (14)	14.29 746 (16) 2497 (13)	2.02 822 (13) 3319 (14)	49.33 846 (13) 4165 (15)	14.43 (+0.4) 920 (11) 5085 (16)	40.96 684 (18) 5769 (18)	5.00 910 (6) 6679 (14)	62.52 776 (5) 7455 (12)	4:43.51 658 (12) 8113 (12)
13	1721	Jiří SÝKORA	CZE	8107	-709	11.11 (+1.1) 836 (16)	7.14 (+1.2) 847 (17) 1683 (18)	14.89 783 (11) 2466 (17)	1.93 740 (20) 3206 (21)	49.29 848 (12) 4054 (19)	14.14 (+0.4) 957 (6) 5011 (19)	54.39 962 (1) 5973 (9)	4.60 790 (14) 6763 (10)	61.49 760 (7) 7523 (11)	4:55.90 584 (17) 8107 (13)
14	1536	Daniel GOLUBOVIC	AUS	8071	-745	10.99 (-0.2) 863 (14)	6.96 (+1.1) 804 (20) 1667 (19)	15.00 790 (7) 2457 (18)	1.96 767 (18) 3224 (19)	49.44 841 (15) 4065 (18)	13.92 (+1.1) 985 (3) 5050 (18)	46.37 795 (8) 5845 (15)	4.60 790 (13) 6635 (15)	56.75 689 (11) 7324 (15)	4:29.67 747 (5) 8071 (14)
15	2195	Sander SKOTHEIM	NOR	8062	-754	10.88 (-0.2) 888 (10)	7.55 (+1.4) 947 (5) 1835 (8)	13.69 709 (19) 2544 (11)	2.17 963 (1) 3507 (7)	49.80 824 (18) 4331 (7)	15.05 (+1.5) 843 (20) 5174 (10)	42.89 724 (12) 5898 (13)	4.70 819 (11) 6717 (12)	55.47 670 (14) 7387 (14)	4:40.84 675 (8) 8062 (15)
16	2354	Steven BASTIEN	USA	7939	-877	10.93 (+1.1) 876 (12)	7.41 (+2.1) 913 (11) 1789 (10)	13.36 689 (20) 2478 (16)	2.02 822 (13) 3300 (16)	47.95 912 (6) 4212 (13)	14.75 (+0.4) 880 (16) 5092 (13)	40.66 678 (19) 5770 (17)	4.70 819 (12) 6589 (16)	55.80 675 (13) 7264 (16)	4:40.92 675 (9) 7939 (16)

Timing by SEIKO

AT-DEC-M-10--0--RS2..v1

Issued at 19:29 on Sunday, 24 July 2022

WORLD ATHLETICS PARTNERS



DECATHLON FINAL RESULTS

23-24 July 2022



PLACE	BIB	NAME	COUNTRY	POINTS	POINTS BEHIND LEADER	100 Metres	Long Jump	Shot Put	High Jump	400 Metres	110 Metres Hurdles	Discus Throw	Pole Vault	Javelin Throw	1500 Metres
17	1560	Ken MULLINGS	BAH	7866	-950	10.83 (+1.1) 899(9)	6.96 (-0.9) 804(20)	13.83 718(18)	2.05 850(7)	49.25 849(10)	14.02 (+0.4) 972(5)	42.70 720(14)	4.50 760(17)	56.92 692(9)	4:52.85 602(16)
				NR		1703(17)	2421(19)	3271(17)	4120(17)	5092(13)	5812(16)	6572(17)	7264(16)	7866(17)	
18	1914	Tim NOWAK	GER	7008	-1808	11.43 (-0.2) 767(21)	7.13 (+4.9) 845(18)	14.44 755(15)	2.05 850(9)	50.94 772(20)	14.91 (+1.5) 860(19)	42.13 708(17)	NM 0	56.52 686(12)	4:26.87 765(4)
						1612(21)	2367(21)	3217(20)	3989(20)	4849(20)	5557(19)	5557(18)	6243(18)	7008(18)	
	1545	Ashley MOLONEY	AUS	DNF		10.49 (+0.8) 977(3)	7.46 (+0.1) 925(10)	14.28 745(17)	1.96 767(19)	46.88 964(3)	14.46 (+0.4) 916(12)	42.45 715(15)	DNS		
						1902(5)	2647(6)	3414(10)	4378(5)	5294(6)	6009(8)				
	1786	Janek ÕIGLANE	EST	DNF		11.12 (+1.1) 834(17)	7.26 (+1.4) 876(15)	14.83 779(12)	2.05 850(10)	49.16 854(9)	14.69 (+0.4) 887(15)	30.49 474(20)	DNS		
						1710(16)	2489(14)	3339(13)	4193(14)	5080(17)	5554(20)				
	1658	Damian WARNER	CAN	DNF		10.27 (+0.8) 1030(1)	7.87 (+0.5) 1027(1)	14.99 789(8)	2.05 850(11)	DNF 0	DNS				
						2057(1)	2846(1)	3696(1)	3696(21)						
	2441	Marcus NILSSON	SWE	DNF		11.46 (-0.2) 761(22)	5.90 (+0.7) 565(22)	DNS 1326(22)							
	1743	Andy PRECIADO	ECU	DNF		DNF 0	DNS								



RESULTS

High Jump Men - Qualification

Automatic qualifying mark 2.30 (Q) or at least best 12 qualify to Final

RECORDS	RESULT	NAME	COUNTRY	AGE	VENUE	DATE
World Record WR	2.45	Javier SOTOMAYOR	CUB	26	Salamanca (ESP)	27 Jul 1993
Championships Record CR	2.41	Bohdan BONDARENKO	UKR	24	Luzhniki Stadion, Moskva (RUS)	15 Aug 2013
World Leading WL	2.34	Ilya IVANYUK	ANA	29	Luzhniki North Arena, Moskva (RUS)	7 Jun 2022
Area Record AR		National Record NR		Personal Best PB		Season Best SB

Group A

15 July 2022 10:13 START TIME 18° C TEMPERATURE 70 % HUMIDITY
11:45 END TIME 19° C

PLACE	BIB	NAME	COUNTRY	DATE of BIRTH	ORDER	RESULT	2.17	2.21	2.25	2.28	2.30					
1	2241	Mutaz Essa BARSHIM	QAT	24 Jun 91	14	2.28 q	0	-	0	0						
1	1648	Django LOVETT	CAN	6 Jul 92	5	2.28 q SB	0	0	0	0						
1	2344	Andriy PROTSENKO	UKR	20 May 88	10	2.28 q	0	0	0	0						
1	2108	Sanghyeok WOO	KOR	23 Apr 96	1	2.28 q	0	0	0	0						
5	2070	Tomohiro SHINNO	JPN	17 Aug 96	8	2.28 q	0	XO	XO	0						
6	2404	Shelby MCEWEN	USA	6 Apr 96	13	2.28 q	0	0	0	XXO						
7	1997	Marco FASSINOTTI	ITA	29 Apr 89	12	2.25	XO	XO	XO	XXX						
8	1575	Thomas CARMOY	BEL	16 Feb 00	7	2.25	0	XO	XXO	XXX						
9	1916	Tobias POTYE	GER	16 Mar 95	15	2.21	0	0	XXX							
10	1518	Carlos LAYOY	ARG	26 Feb 91	11	2.21 SB	0	XO	XXX							
11	2290	Loïc GASCH	SUI	13 Aug 94	2	2.21	XO	XO	XXX							
12	1549	Yual REATH	AUS	18 May 00	6	2.17	XXO	XXX								
	2224	Norbert KOBIELSKI	POL	28 Jan 97	3	NM	Xr									
	2136	Nauraj Singh RANDHAWA	MAS	27 Jan 92	9	NM	XXX									
	2306	Majd Eddin GHAZAL	SYR	21 Apr 87	4	DNS										



RESULTS
High Jump Men - Qualification

Group B

15 July 2022 10:14 START TIME 18° C TEMPERATURE 70 % HUMIDITY
11:49 END TIME 19° C 67 %

PLACE	BIB	NAME	COUNTRY	DATE of BIRTH	ORDER	RESULT	2.17	2.21	2.25	2.28	2.30						
1	1707	Luis Enrique ZAYAS	CUB	7 Jun 97	14	2.28 q	0	XO	0	0							
2	2383	JuVaughn HARRISON	USA	30 Apr 99	2	2.28 q	0	0	0	XO							
3	1984	Yonathan KAPITOLNIK	ISR	25 Nov 02	11	2.28 q	0	XO	0	XO							
4	1525	Joel BADEN	AUS	1 Feb 96	9	2.28 q SB	0	0	0	XXO							
5	2010	Gianmarco TAMBERI	ITA	1 Jun 92	5	2.28 q	0	0	XXO	XXO							
6	1917	Mateusz PRZYBYLKO	GER	9 Mar 92	12	2.25 q	0	0	0	XXX							
6	2148	Edgar RIVERA	MEX	13 Feb 91	8	2.25 q	0	0	0	XXX							
8	2202	Hamish KERR	NZL	17 Aug 96	1	2.25	0	XO	0	XXX							
9	2341	Oleh DOROSHCHUK	UKR	4 Jul 01	4	2.25	0	0	XO	XXX							
10	1622	Thiago MOURA	BRA	27 Nov 95	13	2.25	0	XXO	XXO	XXX							
11	2046	Ryoichi AKAMATSU	JPN	2 May 95	6	2.21	0	0	XXX								
12	1862	Joel CLARKE-KHAN	GBR	30 Sep 99	10	2.21	0	XXO	XXX								
12	1563	Donald THOMAS	BAH	1 Jul 84	3	2.21	0	XXO	XXX								
14	2364	Darius CARBIN	USA	4 Mar 98	7	2.17	0	XXX									

ALL-TIME OUTDOOR TOP LIST				2022 OUTDOOR TOP LIST			
RESULT	NAME	VENUE	DATE	RESULT	NAME	VENUE	2022
2.45	Javier SOTOMAYOR (CUB)	Salamanca (ESP)	27 Jul 93	2.34	Ilya IVANYUK (ANA)	Luzhniki North Arena, Moskva (RUS)	7 Jun
2.43	Mutaz Essa BARSHIM (QAT)	wijnstadion, Bruxelles (BEL)	5 Sep 14	2.33	Sanghyeok WOO (KOR)	Suhaim bin Hamad Stadium, Doha (QAT)	13 May
2.42	Patrik SJÖBERG (SWE)	Stockholm (SWE)	30 Jun 87	2.33	Shelby MCEWEN (USA)	Hayward Field, Eugene, OR (USA)	26 Jun
2.42	Bohdan BONDARENKO (UKR)	dium, New York, NY (USA)	14 Jun 14	2.30	Hamish KERR (NZL)	Douglas Track & Field, Auckland (NZL)	20 Feb
2.41	Igor PAKLIN (URS)	Kobe (JPN)	4 Sep 85	2.30	Vernon TURNER (USA)	Mike A. Myers Stadium, Austin, TX (USA)	26 Mar
2.40	Rudolf POVARNITSYN (URS)	Donetsk (URS)	11 Aug 85	2.30	Earnest SEARS (USA)	Hilmer Lodge Stadium, Walnut, CA (USA)	16 Apr
2.40	Sorin MATEI (ROU)	Bratislava (TCH)	20 Jun 90	2.30	Darius CARBIN (USA)	Spec Towns Track, Athens, GA (USA)	30 Apr
2.40	Charles AUSTIN (USA)	Letzigrund, Zürich (SUI)	7 Aug 91	2.30	Yonathan KAPITOLNIK (ISR)	ladar Yosef Stadium, Tel Aviv (ISR)	2 May
2.40	Vyacheslav VORONIN (RUS)	Crystal Palace, London (GBR)	5 Aug 00	2.30	Mutaz Essa BARSHIM (QAT)	bin Hamad Stadium, Doha (QAT)	13 May
2.40	Derek DROUIN (CAN)	Des Moines, IA (USA)	25 Apr 14	2.30	Tomohiro SHINNO (JPN)	rijo Athletic Stadium, Kitakyushu (JPN)	22 May
2.40	Andriy PROTSENKO (UKR)	ique de la Pontaise, Lausanne	3 Jul 14	2.30	Gianmarco TAMBERI (ITA)	Mestský Stadion, Ostrava (CZE)	31 May
				2.30	Mateusz PRZYBYLKO (GER)	Olympiastadion, Berlin (GER)	26 Jun
				2.30	Tobias POTYE (GER)	Olympiastadion, Berlin (GER)	26 Jun
				2.30	JuVaughn HARRISON (USA)	Hayward Field, Eugene, OR (USA)	26 Jun



RESULTS

High Jump Men - Final



RECORDS	RESULT	NAME	COUNTRY	AGE	VENUE	DATE
World Record WR	2.45	Javier SOTOMAYOR	CUB	26	Salamanca (ESP)	27 Jul 1993
Championships Record CR	2.41	Bohdan BONDARENKO	UKR	24	Luzhniki Stadion, Moskva (RUS)	15 Aug 2013
World Leading WL	2.37	Mutaz Essa BARSHIM	QAT	31	Oregon	18 Jul 2022
Area Record AR		National Record NR		Personal Best PB		Season Best SB

18 July 2022 17:46 START TIME 26° C 45 %
TEMPERATURE HUMIDITY
19:54 END TIME 25° C 46 %

PLACE	BIB	NAME	COUNTRY	DATE of BIRTH	ORDER	RESULT		2.19	2.24	2.27	2.30	2.33	2.35	2.37	2.39	2.42
1	2241	Mutaz Essa BARSHIM	QAT	24 Jun 91	4	2.37	WL	-	0	0	0	0	0	0	-	X
2	2108	Sanghyeok WOO	KOR	23 Apr 96	1	2.35	NR	0	0	0	0	XXO	XO	X-	XX	
3	2344	Andriy PROTSENKO	UKR	20 May 88	3	2.33	SB	XO	0	XXO	0	0	XX-	X		
4	2010	Gianmarco TAMBERI	ITA	1 Jun 92	8	2.33	SB	0	0	0	XXO	XO	XXX			
5	2404	Shelby MCEWEN	USA	6 Apr 96	12	2.30		0	0	0	0	XX-	X			
6	1648	Django LOVETT	CAN	6 Jul 92	6	2.27		0	0	0	XXX					
6	1707	Luis Enrique ZAYAS	CUB	7 Jun 97	7	2.27		0	0	0	XXX					
8	2070	Tomohiro SHINNO	JPN	17 Aug 96	2	2.27		XO	XO	0	XXX					
9	2383	JuVaughn HARRISON	USA	30 Apr 99	10	2.27		0	0	XO	XXX					
10	1525	Joel BADEN	AUS	1 Feb 96	11	2.27		0	XO	XO	XXX					
11	1984	Yonathan KAPITOLNIK	ISR	25 Nov 02	9	2.24		0	0	XXX						
12	1917	Mateusz PRZYBYLKO	GER	9 Mar 92	13	2.24		0	XXO	XXX						
13	2148	Edgar RIVERA	MEX	13 Feb 91	5	2.19		XO	XXX							

ALL-TIME OUTDOOR TOP LIST				2022 OUTDOOR TOP LIST			
RESULT	NAME	VENUE	DATE	RESULT	NAME	VENUE	2022
2.45	Javier SOTOMAYOR (CUB)	Salamanca (ESP)	27 Jul 93	2.37	Mutaz Essa BARSHIM (QAT)	Oregon	18 Jul
2.43	Mutaz Essa BARSHIM (QAT)	wijnstadion, Bruxelles (BEL)	5 Sep 14	2.35	Sanghyeok WOO (KOR)	Oregon	18 Jul
2.42	Patrik SJÖBERG (SWE)	Stockholm (SWE)	30 Jun 87	2.34	Ilya IVANYUK (ANA)	Luzhniki North Arena, Moskva (RUS)	7 Jun
2.42	Bohdan BONDARENKO (UKR)	dium, New York, NY (USA)	14 Jun 14	2.33	Shelby MCEWEN (USA)	Hayward Field, Eugene, OR (USA)	26 Jun
2.41	Igor PAKLIN (URS)	Kobe (JPN)	4 Sep 85	2.33	Gianmarco TAMBERI (ITA)	Oregon	18 Jul
2.40	Rudolf POVARNITSYN (URS)	Donetsk (URS)	11 Aug 85	2.33	Andriy PROTSENKO (UKR)	Oregon	18 Jul
2.40	Sorin MATEI (ROU)	Bratislava (TCH)	20 Jun 90	2.30	Hamish KERR (NZL)	Douglas Track & Field, Auckland (NZL)	20 Feb
2.40	Charles AUSTIN (USA)	Letzigrund, Zürich (SUI)	7 Aug 91	2.30	Vernon TURNER (USA)	Mike A. Myers Stadium, Austin, TX (USA)	26 Mar
2.40	Vyacheslav VORONIN (RUS)	Crystal Palace, London (GBR)	5 Aug 00	2.30	Earnest SEARS (USA)	Hilmer Lodge Stadium, Walnut, CA (USA)	16 Apr
2.40	Derek DROUIN (CAN)	Des Moines, IA (USA)	25 Apr 14	2.30	Darius CARBIN (USA)	Spec Towns Track, Athens, GA (USA)	30 Apr
2.40	Andriy PROTSENKO (UKR)	Stade de la Pontaise, Lausanne	3 Jul 14	2.30	Yonathan KAPITOLNIK (ISR)	Yehuda Yosef Stadium, Tel Aviv (ISR)	2 May
				2.30	Tomohiro SHINNO (JPN)	Kitakyushu Athletic Stadium, Kitakyushu (JPN)	22 May
				2.30	Mateusz PRZYBYLKO (GER)	Olympiastadion, Berlin (GER)	26 Jun
				2.30	Tobias POTYE (GER)	Olympiastadion, Berlin (GER)	26 Jun
				2.30	JuVaughn HARRISON (USA)	Hayward Field, Eugene, OR (USA)	26 Jun



RESULTS

Pole Vault Men - Qualification

Automatic qualifying mark 5.80 (Q) or at least best 12 qualify to Final

RECORDS	RESULT	NAME	COUNTRY	AGE	VENUE	DATE
World Record WR	6.20	Armand DUPLANTIS	SWE	23	Štark Arena, Beograd (SRB)	20 Mar 2022
Championships Record CR	6.05	Dmitri MARKOV	AUS	26	Commonwealth Stadium, Edmonton (CAN)	9 Aug 2001
World Leading WL	6.16	Armand DUPLANTIS	SWE	23	Olympiastadion, Stockholm (SWE)	30 Jun 2022
Area Record AR		National Record NR		Personal Best PB		Season Best SB

Group A

22 July 2022 17:05 START TIME 25° C 50 %
19:05 END TIME TEMPERATURE 25° C HUMIDITY 50 %

PLACE	BIB	NAME	COUNTRY	DATE of BIRTH	ORDER	RESULT	5.30	5.50	5.65	5.75	5.80						
1	2298	Armand DUPLANTIS	SWE	10 Nov 99	8	5.75 q	-	-	0	0							
1	2409	Christopher NILSEN	USA	13 Jan 98	3	5.75 q	-	0	0	0							
3	1603	Thiago BRAZ	BRA	16 Dec 93	17	5.75 q	-	0	XX0	0							
4	1836	Renaud LAVILLENIE	FRA	18 Sep 86	10	5.75 q	-	-	XX0	X0							
5	2192	Pål Haugen LILLEFOSSE	NOR	4 Jun 01	5	5.75 q	-	0	X0	XX0							
5	1911	Bo Kanda LITA BAEHRE	GER	29 Apr 99	14	5.75 q	-	0	X0	XX0							
7	2164	Rutger KOPPELAAR	NED	1 May 93	7	5.65	-	0	0	XXX							
8	2109	Hussein Assem AL HIZAM	KSA	4 Jan 98	15	5.65 SB	X0	0	0	XXX							
9	1828	Thibaut COLLET	FRA	17 Jun 99	13	5.65	-	0	XX0	XXX							
10	1863	Harry COPPELL	GBR	11 Jul 96	12	5.50	0	0	XXX								
10	2225	Piotr LISEK	POL	16 Aug 92	2	5.50	-	0	XXX								
12	1812	Tommi HOLTINEN	FIN	3 May 97	4	5.50 SB	0	X0	XXX								
12	1941	Emmanouil KARALIS	GRE	20 Oct 99	6	5.50	-	X0	XXX								
14	1541	Kurtis MARSCHALL	AUS	25 Apr 97	1	5.50	-	XX0	XXX								
15	2278	Robert RENNER	SLO	8 Mar 94	11	5.50	X0	XX0	XXX								
16	1516	Germán CHIARAVIGLIO	ARG	16 Apr 87	16	5.30	X0	XXX									
	1897	Torben BLECH	GER	12 Feb 95	9	NM	XXX										



RESULTS
Pole Vault Men - Qualification

Group B

22 July 2022 17:05 START TIME 25° C 50 %
TEMPERATURE HUMIDITY
19:04 END TIME 25° C 50 %

PLACE	BIB	NAME	COUNTRY	DATE of BIRTH	ORDER	RESULT	5.30	5.50	5.65	5.75	5.80						
1	1931	Oleg ZERNIKEL	GER	16 Apr 95	15	5.75 q	-	0	0	0							
2	1574	Ben BROEDERS	BEL	21 Jun 95	10	5.75 q	-	0	0	XO							
3	2213	Ernest John OBIENA	PHI	17 Nov 95	7	5.75 q	-	XO	0	XO							
3	2328	Ersu ŞAŞMA	TUR	30 Sep 99	11	5.75 q	0	0	XO	XO							
5	2188	Sondre GUTTORMSEN	NOR	1 Jun 99	2	5.75 q	-	-	XO	XXO							
5	2171	Menno VLOON	NED	11 May 94	8	5.75 q	0	XO	0	XXO							
7	2187	Simen GUTTORMSEN	NOR	19 Jan 01	6	5.65	0	0	XO	XXX							
7	2078	Seito YAMAMOTO	JPN	11 Mar 92	14	5.65	0	0	XO	XXX							
9	2431	Luke WINDER	USA	2 Aug 95	12	5.65	XO	0	XO	XXX							
10	1817	Mikko PAAVOLA	FIN	16 Jan 98	4	5.50	0	0	XXX								
11	1672	Bokai HUANG	CHN	26 Sep 96	1	5.50	-	XXO	XXX								
11	2230	Robert SOBERA	POL	19 Jan 91	3	5.50	-	XXO	XXX								
	1615	Augusto DUTRA	BRA	16 Jul 90	5	NM	-	XXX									
	1837	Valentin LAVILLENIE	FRA	16 Jul 91	9	NM	-	XXX									
	2387	Andrew IRWIN	USA	23 Jan 93	13	NM	XXX										

ALL-TIME OUTDOOR TOP LIST				2022 OUTDOOR TOP LIST			
RESULT	NAME	VENUE	DATE	RESULT	NAME	VENUE	2022
6.16	Armand DUPLANTIS (SWE)	piastadion, Stockholm (SWE)	30 Jun 22	6.16	Armand DUPLANTIS (SWE)	Olympiastadion, Stockholm (SWE)	30 Jun
6.14	Sergey BUBKA (UKR)	Sestriere (ITA)	31 Jul 94	6.00	Christopher NILSEN (USA)	libridge Track, Sioux Falls, SD (USA)	6 May
6.06	Sam KENDRICKS (USA)	ce Stadium, Des Moines, IA (USA)	27 Jul 19	5.93	Thiago BRAZ (BRA)	Olympiastadion, Stockholm (SWE)	30 Jun
6.05	Maxim TARASOV (RUS)	Athina (GRE)	16 Jun 99	5.92	Ernest John OBIENA (PHI)	Täby torg, Täby (SWE)	28 Jun
6.05	Dmitri MARKOV (AUS)	nwealth Stadium, Edmonton (CAN)	9 Aug 01	5.90	Bo Kanda LITA BAEHRE (GER)	Olympiastadion, Berlin (GER)	25 Jun
6.05	Renaud LAVILLENIE (FRA)	ward Field, Eugene, OR (USA)	30 May 15	5.86	Pål Hauqen LILLEFOSSE (NOR)	erlands Minde, Stjørdal (NOR)	25 Jun
6.04	Brad WALKER (USA)	Eugene, OR (USA)	8 Jun 08	5.85	Ben BROEDERS (BEL)	ymnasium am Stefansberg, Merzig (GER)	11 Jun
6.03	Okkert BRITS (RSA)	Köln (GER)	18 Aug 95	5.83	Renaud LAVILLENIE (FRA)	Olympiastadion, Stockholm (SWE)	30 Jun
6.03	Jeff HARTWIG (USA)	Jonesboro, AR (USA)	14 Jun 00	5.82	Thibaut COLLET (FRA)	Stadion Juliska, Praha (CZE)	6 Jun
6.03	Thiago BRAZ (BRA)	Estádio Olímpico, Rio de Janeiro (BRA)	15 Aug 16	5.81	Sondre GUTTORMSEN (NOR)	Hayward Field, Eugene, OR (USA)	27 May



RESULTS

Pole Vault Men - Final



RECORDS	RESULT	NAME	COUNTRY	AGE	VENUE	DATE
World Record WR	6.21	Armand DUPLANTIS	SWE	23	Oregon	24 Jul 2022
Championships Record CR	6.21	Armand DUPLANTIS	SWE	23	Oregon	24 Jul 2022
World Leading WL	6.21	Armand DUPLANTIS	SWE	23	Oregon	24 Jul 2022
Area Record AR		National Record NR		Personal Best PB		Season Best SB

24 July 2022 17:26 START TIME 23° C 63 %
TEMPERATURE HUMIDITY
20:00 END TIME 31° C 41 %

PLACE	BIB	NAME	COUNTRY	DATE of BIRTH	ORDER	RESULT	5.55	5.70	5.80	5.87	5.94	6.00	6.06	6.21
1	2298	Armand DUPLANTIS	SWE	10 Nov 99	11	6.21 WR	-	0	-	XO	0	0	0	XO
2	2409	Christopher NILSEN	USA	13 Jan 98	6	5.94	0	0	0	XO	0	XXX		
3	2213	Ernest John OBIENA	PHI	17 Nov 95	10	5.94 AR	0	XO	0	0	XO	XXX		
4	1603	Thiago BRAZ	BRA	16 Dec 93	7	5.87	0	0	XO	0	XX-	X		
5	1836	Renaud LAVILLENIE	FRA	18 Sep 86	2	5.87 SB	-	0	-	XO	XXX			
5	1931	Oleg ZERNIKEL	GER	16 Apr 95	1	5.87 PB	0	0	0	XO	XXX			
7	1911	Bo Kanda LITA BAEHRE	GER	29 Apr 99	12	5.87	XO	XO	XXO	XXO	XXX			
8	2328	Ersu ŞAŞMA	TUR	30 Sep 99	8	5.80 NR	XO	XO	0	XXX				
9	2192	Pål Haugen LILLEFOSSE	NOR	4 Jun 01	3	5.80	0	-	XO	XXX				
10	2188	Sondre GUTTORMSEN	NOR	1 Jun 99	5	5.70	0	0	XXX					
11	1574	Ben BROEDERS	BEL	21 Jun 95	9	5.70	XXO	0	XXX					
	2171	Menno VLOON	NED	11 May 94	4	NM	XXX							

ALL-TIME OUTDOOR TOP LIST				2022 OUTDOOR TOP LIST			
RESULT	NAME	VENUE	DATE	RESULT	NAME	VENUE	2022
6.21	Armand DUPLANTIS (SWE)	Oregon	24 Jul 22	6.21	Armand DUPLANTIS (SWE)	Oregon	24 Jul
6.14	Serqey BUBKA (UKR)	Sestriere (ITA)	31 Jul 94	6.00	Christopher NILSEN (USA)	libridge Track, Sioux Falls, SD (USA)	6 May
6.06	Sam KENDRICKS (USA)	ce Stadium, Des Moines, IA (USA)	27 Jul 19	5.94	Ernest John OBIENA (PHI)	Oregon	24 Jul
6.05	Maxim TARASOV (RUS)	Athina (GRE)	16 Jun 99	5.93	Thiago BRAZ (BRA)	Olympiastadion, Stockholm (SWE)	30 Jun
6.05	Dmitri MARKOV (AUS)	nwealth Stadium, Edmonton (CAN)	9 Aug 01	5.90	Bo Kanda LITA BAEHRE (GER)	Olympiastadion, Berlin (GER)	25 Jun
6.05	Renaud LAVILLENIE (FRA)	ward Field, Eugene, OR (USA)	30 May 15	5.87	Oleg ZERNIKEL (GER)	Oregon	24 Jul
6.04	Brad WALKER (USA)	Eugene, OR (USA)	8 Jun 08	5.87	Renaud LAVILLENIE (FRA)	Oregon	24 Jul
6.03	Okkert BRITS (RSA)	Köln (GER)	18 Aug 95	5.86	Pål Haugen LILLEFOSSE (NOR)	erlands Minde, Stjørdal (NOR)	25 Jun
6.03	Jeff HARTWIG (USA)	Jonesboro, AR (USA)	14 Jun 00	5.85	Ben BROEDERS (BEL)	ymnasium am Stefansberg, Merzig (GER)	11 Jun
6.03	Thiago BRAZ (BRA)	Estádio Olímpico, Rio de Janeiro (BRA)	15 Aug 16	5.82	Thibaut COLLET (FRA)	Stadion Juliska, Praha (CZE)	6 Jun



RESULTS

Long Jump Men - Qualification

Automatic qualifying mark 8.15 (Q) or at least best 12 qualify to Final



RECORDS	RESULT	NAME	COUNTRY	AGE	VENUE	DATE
World Record WR	8.95	Mike POWELL	USA	28	National Stadium, Tokyo (JPN)	30 Aug 1991
Championships Record CR	8.95	Mike POWELL	USA	28	National Stadium, Tokyo (JPN)	30 Aug 1991
World Leading WL	8.45	Simon EHAMMER	SUI	22	Möste-Stadium, Götzsis (AUT)	28 May 2022
Area Record AR		National Record NR		Personal Best PB		Season Best SB

Group A

15 July 2022 18:00 START TIME 28° C 41 %
TEMPERATURE HUMIDITY
18:57 END TIME 28° C 41 %

PLACE	BIB	NAME	COUNTRY	DATE of BIRTH	ORDER	RESULT	1	2	3
1	2050	Yuki HASHIOKA	JPN	23 Jan 99	8	8.18 Q +0.4	X +0.4	8.18 +0.4	
2	2373	Marquis DENDY	USA	17 Nov 92	15	8.16 Q +0.2	7.80 -0.2	8.02 0.0	8.16 +0.2
3	2301	Thobias MONTLER	SWE	15 Feb 96	12	8.10 q -0.7	X -0.4	7.83 +0.6	8.10 -0.7
4	2289	Simon EHAMMER	SUI	7 Feb 00	2	8.09 q -0.6	X -0.6	7.90 0.0	8.09 -0.6
5	1757	Eusebio CÁCERES	ESP	10 Sep 91	3	8.03 q +0.1	X +0.7	X +0.2	8.03 +0.1
6	1535	Henry FRAYNE	AUS	14 Apr 90	5	7.99 q 0.0	7.99 0.0	X +0.4	-
7	2034	Wayne PINNOCK	JAM	24 Oct 00	11	7.98 q +0.7	7.74 +0.5	7.98 +0.7	X
8	2265	Ruswahl SAMAAI	RSA	25 Sep 91	13	7.86 SB -0.2	6.34 -0.2	7.86 -0.2	X +0.4
9	1957	Jeswin Aldrin JOHNSON	IND	24 Dec 01	4	7.79 +0.3	X +0.3	X -0.1	7.79 +0.3
10	1673	Changzhou HUANG	CHN	20 Aug 94	16	7.75 +0.3	7.59 0.0	7.75 +0.3	7.68 +0.6
11	1970	Muhammed Anees YAHIYA	IND	3 Dec 95	9	7.73 +0.7	7.19 +0.3	7.73 +0.7	7.58 +0.4
12	2212	Jose MANDROS MARTINEZ	PER	12 Nov 98	14	7.71 0.0	X +0.1	7.71 0.0	X +0.3
13	1818	Kristian PULLI	FIN	2 Sep 94	1	7.56 +0.5	7.55 -0.4	7.56 +0.5	7.31 -0.2
14	1617	Samory FRAGA	BRA	29 Nov 96	7	7.51 +0.6	X +0.5	7.51 +0.6	6.77 0.0
15	2207	Salim Saleh Mus AL YARABI	OMA	15 Jan 94	10	7.43 +0.2	X -0.4	7.43 +0.2	7.29 +0.4
	2256	Cheswill JOHNSON	RSA	30 Sep 97	6	NM	X +0.2	X +0.3	X 0.0



RESULTS
Long Jump Men - Qualification

Group B

15 July 2022 18:00 START TIME 28° C 41 %
18:58 END TIME 28° C 41 %

PLACE	BIB	NAME	COUNTRY	DATE of BIRTH	ORDER	RESULT	1	2	3
1	1944	Miltiadis TENTOGLOU	GRE	18 Mar 98	9	8.03 q +0.9	8.03 +0.9	X +0.3	X +0.6
2	1964	. SREESHANKAR	IND	27 Mar 99	6	8.00 q +0.6	7.86 0.0	8.00 +0.6	X -0.4
3	1677	Jianan WANG	CHN	27 Aug 96	5	7.98 q +1.5	7.98 +1.5	-	7.69 +0.4
4	2403	Steffin MCCARTER	USA	19 Jan 97	10	7.94 q +1.4	7.94 +1.4	X 0.0	7.93 +0.4
5	1705	Maykel MASSÓ	CUB	8 May 99	11	7.93 q +0.8	X +1.3	7.93 +0.8	7.60 -0.8
6	2347	Emiliano LASA	URU	25 Jan 90	4	7.89 +1.4	7.89 +1.4	7.82 +0.8	X 0.0
7	1713	Radek JUŠKA	CZE	8 Mar 93	12	7.87 +0.9	X +0.5	X +1.0	7.87 +0.9
8	1544	Christopher MITREVSKI	AUS	12 Jul 96	15	7.83 +1.4	7.79 0.0	7.57 +1.4	7.83 +1.4
9	2430	William WILLIAMS	USA	31 Jan 95	13	7.83 +0.7	7.83 +0.7	7.53 +0.4	7.74 +1.3
10	1561	LaQuan NAIRN	BAH	31 Jul 96	7	7.80 +0.4	7.80 +0.2	X +0.4	7.80 +0.4
11	2269	Jovan VAN VUUREN	RSA	17 Jul 96	16	7.80 -0.1	7.80 -0.1	X +0.3	7.50 +0.4
12	2077	Natsuki YAMAKAWA	JPN	24 Jul 95	3	7.75 +0.5	7.50 +1.8	7.72 +0.9	7.75 +0.5
13	1734	Tristan JAMES	DMA	28 Aug 97	1	7.72 +0.8	X -1.9	7.72 +0.8	7.59 +0.8
14	2291	Benjamin GFÖHLER	SUI	27 Jan 94	8	7.41 +0.8	7.41 +0.8	7.39 +1.1	7.40 -0.1
	2028	Tajay GAYLE	JAM	2 Aug 96	14	NM	X +0.4	X +0.2	X +0.9
	1781	Héctor SANTOS	ESP	6 Jan 98	2	NM	X -1.0	X +0.2	X +0.2

ALL-TIME OUTDOOR TOP LIST

RESULT	NAME	VENUE	DATE
8.95	Mike POWELL (USA)	National Stadium, Tokyo (JPN)	30 Aug 91
8.90	Bob BEAMON (USA)	dio Olímpico, Ciudad de México (MEX)	18 Oct 68
8.87	Carl LEWIS (USA)	National Stadium, Tokyo (JPN)	30 Aug 91
8.86	Robert EMMIYAN (URS)	Tsakhadzor (ARM)	22 May 87
8.74	Larry MYRICKS (USA)	Indianapolis, IN (USA)	18 Jul 88
8.74	Erick WALDER (USA)	El Paso, TX (USA)	2 Apr 94
8.74	Dwight PHILLIPS (USA)	Eugene, OR (USA)	7 Jun 09
8.73	Irving SALADINO (PAN)	ers-Koen Stadion, Henqeto (INED)	24 May 08
8.71	Iván PEDROSO (CUB)	Helmántico, Salamanca (ESP)	18 Jul 95
8.69	Tajay GAYLE (JAM)	ialifa International Stadium, Doha (QAT)	28 Sep 19

2022 OUTDOOR TOP LIST

RESULT	NAME	VENUE	2022
8.45	Simon EHAMMER (SUI)	Möste-Stadium, Götzis (AUT)	28 May
8.36	. SREESHANKAR (IND)	luhammed Koya Stadium, Thenhipalam (I	3 Apr
8.36	Miltiadis TENTOGLOU (GRE)	Vergotis Municipal Stadium, Argo	14 May
8.28	Emiliano LASA (URU)	COTP Stadium, São Paulo (BRA)	1 May
8.27	Thobias MONTLER (SWE)	Kallithea, Athina (GRE)	25 May
8.27	Yuki HASHIOKA (JPN)	Yanmar Stadium Nagai, Osaka (JPN)	12 Jun
8.26	Jeswin Aldrin JOHNSON (IND)	rd Koya Stadium, Thenhipalam (I	3 Apr
8.22	LaQuan NAIRN (BAH)	Hilmer Lodge Stadium, Walnut, CA (USA)	16 Apr
8.21	Christopher MITREVSKI (AUS)	SOPAC, Sydney (AUS)	2 Apr
8.19	Rayvon GREY (USA)	Hayward Field, Eugene, OR (USA)	24 Jun



RESULTS

Long Jump Men - Final



RECORDS	RESULT	NAME	COUNTRY	AGE	VENUE	DATE
World Record WR	8.95	Mike POWELL	USA	28	National Stadium, Tokyo (JPN)	30 Aug 1991
Championships Record CR	8.95	Mike POWELL	USA	28	National Stadium, Tokyo (JPN)	30 Aug 1991
World Leading WL	8.45	Simon EHAMMER	SUI	22	Möste-Stadium, Götzis (AUT)	28 May 2022
Area Record AR		National Record NR		Personal Best PB		Season Best SB

16 July 2022 18:20 START TIME 23° C 66 %
 TEMPERATURE HUMIDITY
 19:43 END TIME 23° C 66 %

PLACE	BIB	NAME	COUNTRY	DATE of BIRTH	ORDER	RESULT	1	2	3	ORD.	4	5	ORD.	6
1	1677	Jianan WANG	CHN	27 Aug 96	9	8.36 +0.5	7.94 +0.8	X +0.3	8.03 +0.6	4	X +1.6	8.03 +0.1	4	8.36 +0.5
2	1944	Miltiadis TENTOGLOU	GRE	18 Mar 98	5	8.32 +0.5	X +1.3	8.30 +1.4	8.29 +0.1	8	8.24 +0.7	8.32 +0.5	8	8.20 +0.5
3	2289	Simon EHAMMER	SUI	7 Feb 00	12	8.16 +0.5	6.42 +0.5	8.16 +0.5	7.78 +1.8	7	X +0.8	X +0.4	7	7.94 w +2.3
4	1705	Maykel MASSÓ	CUB	8 May 99	11	8.15 +0.5	X +1.1	8.15 +0.5	X +1.6	6	7.79 +0.5	8.02 +0.8	6	7.88 +1.9
5	2403	Steffin MCCARTER	USA	19 Jan 97	3	8.04 +0.3	7.87 +0.5	8.04 +0.3	X +0.1	5	7.88 +1.1	7.87 0.0	5	X +0.6
6	2373	Marquis DENDY	USA	17 Nov 92	7	8.02 0.0	X +0.2	8.02 0.0	7.98 +0.1	3	X +1.8	X +0.5	3	X +1.7
7	1964	. SREESHANKAR	IND	27 Mar 99	4	7.96 +0.4	7.96 +0.4	X +0.6	X +0.3	2	7.89 +2.0	X +0.8	2	7.83 +1.8
8	1757	Eusebio CÁCERES	ESP	10 Sep 91	6	7.93 +0.3	7.91 +0.3	X -0.5	7.93 +0.3	1	X +0.1	X +0.5	1	X +0.3
9	2034	Wayne PINNOCK	JAM	24 Oct 00	1	7.88 +0.5	7.33 -0.1	7.88 +0.5	7.84 +0.2					
10	2050	Yuki HASHIOKA	JPN	23 Jan 99	10	7.86 +0.4	X +1.0	X +0.6	7.86 +0.4					
11	2301	Thobias MONTLER	SWE	15 Feb 96	8	7.81 -0.7	6.12 +0.2	7.74 +0.1	7.81 -0.7					
12	1535	Henry FRAYNE	AUS	14 Apr 90	2	7.80 +0.2	X +0.8	7.80 +0.2	X +0.6					

NAME	COUNTRY	ATTEMPT	MARK	OFFSET (cm)
Jianan WANG	CHN	1	7.94	16.9
		2	X	+6.2
		3	8.03	11.0
		4	X	+6.1
		5	8.03	16.0
		6	8.36	5.2
Miltiadis TENTOGLOU	GRE	1	X	+3.1
		2	8.30	4.0
		3	8.29	5.5
		4	8.24	3.9
		5	8.32	3.7
		6	8.20	9.6
Simon EHAMMER	SUI	1	6.42	6.6
		2	8.16	3.6
		3	7.78	5.4
		4	X	+4.2
		5	X	+1.5
		6	7.94	5.2

RESULTS

Long Jump Men - Final

Maykel MASSÓ	CUB	1	X	+4.1
		2	8.15	13.3
		3	X	+2.5
		4	7.79	15.2
		5	8.02	1.7
		6	7.88	13.6
Steffin MCCARTER	USA	1	7.87	15.9
		2	8.04	0.3
		3	X	+2.8
		4	7.88	4.8
		5	7.87	4.2
		6	X	+7.1
Marquis DENDY	USA	1	X	+1.8
		2	8.02	9.9
		3	7.98	15.6
		4	X	+3.1
		5	X	+0.1
		6	X	+3.9
SREESHANKAR	IND	1	7.96	5.8
		2	X	+7.5
		3	X	+0.3
		4	7.89	1.5
		5	X	+3.9
		6	7.83	2.9
Eusebio CÁCERES	ESP	1	7.91	0.8
		2	X	+3.1
		3	7.93	7.6
		4	X	+15.7
		5	X	+8.5
		6	X	+8.0
Wayne PINNOCK	JAM	1	7.33	23.8
		2	7.88	5.6
		3	7.84	18.2
Yuki HASHIOKA	JPN	1	X	+11.2
		2	X	+5.2
		3	7.86	25.2
Thobias MONTLER	SWE	1	6.12	17.4
		2	7.74	14.2
		3	7.81	20.9
Henry FRAYNE	AUS	1	X	+1.8
		2	7.80	7.6
		3	X	+16.2

ALL-TIME OUTDOOR TOP LIST				2022 OUTDOOR TOP LIST			
RESULT	NAME	VENUE	DATE	RESULT	NAME	VENUE	2022
8.95	Mike POWELL (USA)	National Stadium, Tokyo (JPN)	30 Aug 91	8.45	Simon EHAMMER (SUI)	Mösle-Stadium, Götzis (AUT)	28 May
8.90	Bob BEAMON (USA)	dió Olímpico, Ciudad de México (MEX)	18 Oct 68	8.36	SREESHANKAR (IND)	Iuhammed Koya Stadium, Thenhipalam (I	3 Apr
8.87	Carl LEWIS (USA)	National Stadium, Tokyo (JPN)	30 Aug 91	8.36	Miltiadis TENTOGLU (GRE)	Vergotis Municipal Stadium, Argo	14 May
8.86	Robert EMMIYAN (URS)	Tsakhadzor (ARM)	22 May 87	8.36	Jianan WANG (CHN)	Oregon	16 Jul
8.74	Larry MYRICKS (USA)	Indianapolis, IN (USA)	18 Jul 88	8.28	Emiliano LASA (URU)	COTP Stadium, São Paulo (BRA)	1 May
8.74	Erick WALDER (USA)	El Paso, TX (USA)	2 Apr 94	8.27	Thobias MONTLER (SWE)	Kallithea, Athina (GRE)	25 May
8.74	Dwight PHILLIPS (USA)	Eugene, OR (USA)	7 Jun 09	8.27	Yuki HASHIOKA (JPN)	Yanmar Stadium Nagai, Osaka (JPN)	12 Jun
8.73	Irving SALADINO (PAN)	ers-Koen Stadion, Hengelo (NED)	24 May 08	8.26	Jeswin Aldrin JOHNSON (IND)	id Koya Stadium, Thenhipalam (I	3 Apr
8.71	Iván PEDROSO (CUB)	Helmántico, Salamanca (ESP)	18 Jul 95	8.22	LaQuan NAIRN (BAH)	Hilmer Lodge Stadium, Walnut, CA (USA)	16 Apr
8.69	Tajay GAYLE (JAM)	alifa International Stadium, Doha (QAT)	28 Sep 19	8.21	Christopher MITREVSKI (AUS)	SOPAC, Sydney (AUS)	2 Apr

RESULTS

Triple Jump Men - Qualification

Automatic qualifying mark 17.05 (Q) or at least best 12 qualify to Final

RECORDS	RESULT	NAME	COUNTRY	AGE	VENUE	DATE
World Record WR	18.29	Jonathan EDWARDS	GBR	29	Ullevi Stadium, Göteborg (SWE)	7 Aug 1995
Championships Record CR	18.29	Jonathan EDWARDS	GBR	29	Ullevi Stadium, Göteborg (SWE)	7 Aug 1995
World Leading WL	17.87	Jordan Alejandro DÍAZ FORTUN	CUB	21	Estadio Enrique Lopez Cuenca, Nerja (ESP)	26 Jun 2022
Area Record AR		National Record NR		Personal Best PB		Season Best SB

Group A
21 July 2022 18:20 START TIME 28° C 51 %
 TEMPERATURE HUMIDITY
 19:27 END TIME 25° C 57 %

PLACE	BIB	NAME	COUNTRY	DATE of BIRTH	ORDER	RESULT	1	2	3
1	2238	Pedro PICHARDO	POR	30 Jun 93	4	17.16 Q +1.5	17.16 +1.5		
2	1683	Yaming ZHU	CHN	4 May 94	10	17.08 Q +0.3	17.08 +0.3		
3	1994	Andrea DALLAVALLE	ITA	31 Oct 99	8	16.86 q +0.7	16.86 +0.7	16.75 0.0	-
4	2419	Donald SCOTT	USA	23 Feb 92	2	16.84 q -0.2	X +1.9	16.74 +0.9	16.84 -0.2
5	1612	Almir DOS SANTOS	BRA	4 Sep 93	11	16.71 q 0.0	16.32 +0.3	16.52 +0.4	16.71 0.0
6	1961	Eldhose PAUL	IND	7 Nov 96	15	16.68 q +0.3	16.12 +1.1	16.68 +0.3	16.34 +0.6
7	1901	Max HEß	GER	13 Jul 96	14	16.64 +0.2	16.64 +0.2	15.69 0.0	16.56 -1.0
8	1955	Praveen CHITHRAVEL	IND	5 Jun 01	9	16.49 +1.2	X +0.4	16.30 +0.4	16.49 +1.2
9	2422	Christian TAYLOR	USA	18 Jun 90	7	16.48 +0.3	16.17 -0.2	16.48 +0.3	16.44 -0.9
10	2038	Jordan SCOTT	JAM	29 Jun 97	5	16.42 -0.3	X +1.4	X +0.7	16.42 -0.3
11	1703	Andy Eugenio HECHAVARRÍA	CUB	14 Sep 00	6	16.39 +1.2	X +0.5	16.02 -0.2	16.39 +1.2
12	1587	Jah-Nhai PERINCHIEF	BER	31 Dec 97	13	16.38 +0.8	16.38 +0.8	X -0.3	16.26
13	1783	Pablo TORRIJOS	ESP	12 May 92	1	16.32 +0.4	X -0.7	16.32 +0.4	X +1.1
14	1829	Benjamin COMPAORÉ	FRA	5 Aug 87	3	16.03 +0.5	X +0.4	16.03 +0.5	X +0.8
15	1891	Ben WILLIAMS	GBR	25 Jan 92	12	15.98 +1.0	X +0.3	X +1.3	15.98 +1.0

RESULTS
Triple Jump Men - Qualification

Group B

21 July 2022 18:20 START TIME 28° C 51 %
19:18 END TIME TEMPERATURE 25° C HUMIDITY

PLACE	BIB	NAME	COUNTRY	DATE of BIRTH	ORDER	RESULT	1	2	3
1	1635	Hugues Fabrice ZANGO	BUR	25 Jun 93	4	17.15 Q -0.1	16.72 +1.2	17.15 -0.1	
2	1998	Emanuel IHEMEJE	ITA	9 Oct 98	2	17.13 Q SB +1.1	17.03 +0.4	-	17.13 +1.1
3	1704	Lázaro MARTÍNEZ	CUB	3 Nov 97	8	17.06 Q +0.5	16.97 +0.2	17.06 +0.5	
4	1842	Jean-Marc PONTVIANNE	FRA	6 Aug 94	3	16.95 q +0.2	X +0.6	16.95 +0.2	X +0.7
5	2367	Will CLAYE	USA	13 Jun 91	10	16.70 q +1.1	15.98 +0.7	16.25 +0.6	16.70 +1.1
6	2237	Tiago PEREIRA	POR	19 Sep 93	12	16.69 q +0.1	X +1.6	16.69 +0.1	16.56 +1.1
7	1833	Enzo HODEBAR	FRA	17 May 99	13	16.64 +0.9	16.64 +0.9	X +0.1	X +0.2
8	1993	Tobia BOCCHI	ITA	7 Apr 97	6	16.58 +0.2	16.58 +0.2	X -0.3	16.20 +0.4
9	2356	Chris BENARD	USA	9 Apr 90	5	16.53 +0.9	X +0.5	X +2.2	16.53 +0.9
10	1959	Abdulla Aboobacker NARANGO	IND	17 Jan 96	14	16.45 0.0	15.92 +0.7	16.45 0.0	16.44 +0.3
11	1608	Mateus DE SÁ	BRA	21 Nov 95	7	16.04 -0.8	16.04 -0.8	16.03 +0.7	X +1.2
12	2438	Chengetayi MAPAYA	ZIM	19 Dec 98	11	15.75 +1.3	X +0.8	15.75 +1.3	X +0.6
	1620	Alexsandro MELO	BRA	26 Sep 95	9	NM	X -0.2	X -0.3	X +0.1
	1671	Yaoqing FANG	CHN	20 Apr 96	1	DNS			

ALL-TIME OUTDOOR TOP LIST

RESULT	NAME	VENUE	DATE
18.29	Jonathan EDWARDS (GBR)	levi Stadium, Göteborg (SWE)	7 Aug 95
18.21	Christian TAYLOR (USA)	National Stadium, Beijing (CHN)	27 Aug 15
18.14	Will CLAYE (USA)	Long Beach, CA (USA)	29 Jun 19
18.09	Kenny HARRISON (USA)	mpic Stadium, Atlanta, GA (USA)	27 Jul 96
18.08	Pedro PICHARDO (CUB)	La Habana (CUB)	28 May 15
18.04	Teddy TAMGHO (FRA)	Luzhniki Stadion, Moskva (RUS)	18 Aug 13
17.97	Willie BANKS (USA)	Indianapolis, IN (USA)	16 Jun 85
17.92	Khristo MARKOV (BUL)	Stadio Olimpico, Roma (ITA)	31 Aug 87
17.92	James BECKFORD (JAM)	Odessa, TX (USA)	20 May 95
17.90	Volodimir INOZEMTSEV (URS)	Bratislava (TCH)	20 Jun 90
17.90	Jadel GREGÓRIO (BRA)	Mangueirão, Belém (BRA)	20 May 07

2022 OUTDOOR TOP LIST

RESULT	NAME	VENUE	2022
17.87	Jordan Alejandro DÍAZ FORTUN (CUB)	ez Cuenca, Nerja (ESP)	26 Jun
17.68	Andy DÍAZ HERNÁNDEZ (CUB)	Stadio Guidobaldi, Rieti (ITA)	25 Jun
17.49	Pedro PICHARDO (POR)	Stade Charléty, Paris (FRA)	18 Jun
17.30	Lázaro MARTÍNEZ (CUB)	La Nucia (ESP)	21 May
17.28	Andrea DALLAVALLE (ITA)	Stadio Guidobaldi, Rieti (ITA)	25 Jun
17.26	Chengetayi MAPAYA (ZIM)	Hayward Field, Eugene, OR (USA)	10 Jun
17.25	Huques Fabrice ZANGO (BUR)	Stade Charléty, Paris (FRA)	18 Jun
17.22	Yaminq ZHU (CHN)	Kallithea, Athina (GRE)	25 May
17.21	Chris CARTER (USA)	Houston, TX (USA)	26 May
17.19	Abdulla Aboobacker NARANGOLINTEVIDA (IND)	shwar (IND)	21 May



RESULTS

Triple Jump Men - Final

BIB 2367 YELLOW CARD ADDED

RECORDS	RESULT	NAME	COUNTRY	AGE	VENUE	DATE
World Record WR	18.29	Jonathan EDWARDS	GBR	29	Ullevi Stadium, Göteborg (SWE)	7 Aug 1995
Championships Record CR	18.29	Jonathan EDWARDS	GBR	29	Ullevi Stadium, Göteborg (SWE)	7 Aug 1995
World Leading WL	17.95	Pedro PICHARDO	POR	29	Oregon	23 Jul 2022
Area Record AR		National Record NR		Personal Best PB		Season Best SB

23 July 2022 18:00 START TIME
25° C TEMPERATURE
44 % HUMIDITY
19:24 END TIME
25° C TEMPERATURE
43 % HUMIDITY

PLACE	BIB	NAME	COUNTRY	DATE of BIRTH	ORDER	RESULT	1	2	3	ORD.	4	5	ORD.	6
1	2238	Pedro PICHARDO	POR	30 Jun 93	2	17.95 +0.3	17.95 +0.3	17.92 +0.1	17.57 +0.9	8	-	X +0.9	8	17.51 -0.3
2	1635	Hugues Fabrice ZANGO	BUR	25 Jun 93	5	17.55 +1.4	17.55 +1.4	16.95 w +2.5	17.38 +1.8	7	17.14 +2.0	X +0.2	7	17.49 +1.7
3	1683	Yaming ZHU	CHN	4 May 94	3	17.31 -0.8	17.00 -0.7	17.31 -0.8	X +0.6	6	16.98 -0.9	X +1.0	6	16.85 +1.1
4	1994	Andrea DALLAVALLE	ITA	31 Oct 99	8	17.25 -0.2	17.25 -0.2	17.16 +1.1	-	5	17.12 +1.4	X +1.4	5	X +1.6
5	1998	Emanuel IHEMEJE	ITA	9 Oct 98	12	17.17 +2.6	X +2.0	17.03 +0.5	16.69 +1.2	3	16.81 +0.9	16.71 +0.5	3	17.17 w +2.6
6	2419	Donald SCOTT	USA	23 Feb 92	6	17.14 +0.9	17.14 +0.9	X +0.5	16.79 -0.1	4	16.98 +1.8	17.04 w +3.1	4	16.94 +1.5
7	1612	Almir DOS SANTOS	BRA	4 Sep 93	9	16.87 +0.1	X +0.1	16.69 +0.8	16.87 +0.1	2	X +0.8	16.38 +1.8	2	13.26 w +2.2
8	1842	Jean-Marc PONTVIANNE	FRA	6 Aug 94	1	16.86 -0.7	X +0.5	X +0.5	16.86 -0.7	1	X -0.3	X +0.1	1	X +1.4
9	1961	Eldhose PAUL	IND	7 Nov 96	7	16.79 +1.1	16.37 -0.9	16.79 +1.1	13.86 +0.2					
10	2237	Tiago PEREIRA	POR	19 Sep 93	11	16.69 +1.8	X +3.4	16.69 +1.8	16.59 -1.4					
11	2367 Y	Will CLAYE	USA	13 Jun 91	4	16.54 -0.2	X +1.5	X +0.4	16.54 -0.2					
	1704	Lázaro MARTÍNEZ	CUB	3 Nov 97	10	NM	X -0.5	X +1.5	X +1.2					

NOTE **Y** BIB 2367 (Will CLAYE) - CR18.5 - Unsporting manner / improper conduct

NAME	COUNTRY	ATTEMPT	MARK	OFFSET (cm)
Pedro PICHARDO	POR	1	17.95	11.2
		2	17.92	5.2
		3	17.57	12.4
		5	X	+2.3
		6	17.51	2.7
		Hugues Fabrice ZANGO	BUR	1
2	16.95			5.7
3	17.38			8.7
4	17.14			5.5
5	X			+0.0
6	17.49			5.3
Yaming ZHU	CHN	1	17.00	10.3
		2	17.31	7.8
		3	X	+8.3
		4	16.98	17.3
		5	X	+2.7
		6	16.85	16.0

RESULTS
Triple Jump Men - Final
BIB 2367 YELLOW CARD ADDED

Andrea DALLAVALLE	ITA	1	17.25	1.7
		2	17.16	3.9
		4	17.12	2.4
		5	X	+6.4
		6	X	+6.8
		Emanuel IHEMEJE	ITA	1
2	17.03			7.0
3	16.69			12.5
4	16.81			20.5
5	16.71			21.5
6	17.17			10.2
Donald SCOTT	USA	1	17.14	17.1
		2	X	+1.5
		3	16.79	19.9
		4	16.98	11.5
		5	17.04	4.8
		6	16.94	1.3
Almir DOS SANTOS	BRA	1	X	+8.4
		2	16.69	1.2
		3	16.87	14.6
		4	X	+27.0
		5	16.38	19.4
		6	13.26	2.0
Jean-Marc PONTVIANNE	FRA	1	X	+16.1
		2	X	+3.8
		3	16.86	0.5
		4	X	+2.0
		5	X	+5.2
		6	X	+12.8
Eldhose PAUL	IND	1	16.37	11.3
		2	16.79	0.8
		3	13.86	21.4
Tiago PEREIRA	POR	1	X	+
		2	16.69	5.6
		3	16.59	17.4
Will CLAYE	USA	1	X	+1.1
		2	X	+16.7
		3	16.54	17.2
Lázaro MARTÍNEZ	CUB	1	X	+0.0
		2	X	+0.1
		3	X	+5.3

ALL-TIME OUTDOOR TOP LIST

RESULT	NAME	VENUE	DATE
18.29	Jonathan EDWARDS (GBR)	levi Stadium, Göteborg (SWE)	7 Aug 95
18.21	Christian TAYLOR (USA)	National Stadium, Beijing (CHN)	27 Aug 15
18.14	Will CLAYE (USA)	Long Beach, CA (USA)	29 Jun 19
18.09	Kenny HARRISON (USA)	Olympic Stadium, Atlanta, GA (USA)	27 Jul 96
18.08	Pedro PICHARDO (CUB)	La Habana (CUB)	28 May 15
18.04	Teddy TAMGHO (FRA)	Luzhniki Stadion, Moskva (RUS)	18 Aug 13
17.97	Willie BANKS (USA)	Indianapolis, IN (USA)	16 Jun 85
17.92	Khristo MARKOV (BUL)	Stadio Olimpico, Roma (ITA)	31 Aug 87
17.92	James BECKFORD (JAM)	Odessa, TX (USA)	20 May 95
17.90	Volodimir INOZEMTSEV (URS)	Bratislava (TCH)	20 Jun 90
17.90	Jadel GREGÓRIO (BRA)	Mangueirão, Belém (BRA)	20 May 07

2022 OUTDOOR TOP LIST

RESULT	NAME	VENUE	2022
17.95	Pedro PICHARDO (POR)	Oregon	23 Jul
17.87	Jordan Alejandro DÍAZ FORTUN (CUB)	ez Cuenca, Nerja (ESP)	26 Jun
17.68	Andy DÍAZ HERNÁNDEZ (CUB)	Stadio Guidobaldi, Rieti (ITA)	25 Jun
17.55	Hugues Fabrice ZANGO (BUR)	Oregon	23 Jul
17.31	Yaming ZHU (CHN)	Oregon	23 Jul
17.30	Lázaro MARTÍNEZ (CUB)	La Nucia (ESP)	21 May
17.28	Andrea DALLAVALLE (ITA)	Stadio Guidobaldi, Rieti (ITA)	25 Jun
17.26	Chengetayi MAPAYA (ZIM)	Hayward Field, Eugene, OR (USA)	10 Jun
17.21	Chris CARTER (USA)	Houston, TX (USA)	26 May
17.19	Abdulla Aboobacker NARANGOLINTEVIDA (IND)	shwar (IND)	21 May

Timing by SEIKO

AT-TJ-M-f--A--.RS1..v2

Issued at 20:02 on Saturday, 23 July 2022

2

WORLD ATHLETICS PARTNERS



RESULTS



Shot Put Men - Qualification

Automatic qualifying mark 21.20 (Q) or at least best 12 qualify to Final

RECORDS	RESULT	NAME	COUNTRY	AGE	VENUE	DATE
World Record WR	23.37	Ryan CROUSER	USA	29	Hayward Field, Eugene, OR (USA)	18 Jun 2021
Championships Record CR	22.91	Joe KOVACS	USA	30	Khalifa International Stadium, Doha (QAT)	5 Oct 2019
World Leading WL	23.12	Ryan CROUSER	USA	30	Hayward Field, Eugene, OR (USA)	24 Jun 2022
Area Record AR		National Record NR		Personal Best PB		Season Best SB

Group A		15 July 2022		06:55 START TIME		28° C		41 %	
						TEMPERATURE		HUMIDITY	
						28° C		41 %	
PLACE	BIB	NAME	COUNTRY	DATE of BIRTH	ORDER	RESULT	1	2	3
1	2369	Ryan CROUSER	USA	18 Dec 92	5	22.28 Q	22.28		
2	2206	Tom WALSH	NZL	1 Mar 92	15	21.44 Q	20.81	21.11	21.44
3	2352	Josh AWOTUNDE	USA	12 Jun 95	10	21.18 q	21.18	X	21.13
4	2177	Chukwuebuka Cornnell ENEKW	NGR	28 Jan 93	4	20.87 q	20.51	20.87	20.85
5	2196	Marcus THOMSEN	NOR	7 Jan 98	14	20.27 q	19.90	20.27	19.83
6	2217	Konrad BUKOWIECKI	POL	17 Mar 97	7	20.24	19.43	X	20.24
7	2343	Roman KOKOSHKO	UKR	16 Aug 96	2	20.02	19.35	20.02	19.74
8	1879	Scott LINCOLN	GBR	7 May 93	11	19.97	19.41	X	19.97
9	2246	Andrei Rares TOADER	ROU	26 May 97	8	19.83	19.83	19.78	19.60
10	1621	Wellington MORAIS	BRA	6 Sep 96	9	19.80	18.98	19.80	X
11	1976	Eric FAVORS	IRL	16 Nov 96	13	19.76	19.44	19.50	19.76
12	1996	Leonardo FABBRI	ITA	15 Apr 97	6	19.73	19.49	X	19.73
13	1943	Nicholas SCARVELIS	GRE	2 Feb 93	3	19.55	19.55	19.01	X
14	1515	Ignacio CARBALLO	ARG	12 Aug 94	1	18.74	18.74	18.06	X
	1966	Tajinderpal Singh TOOR	IND	13 Nov 94	12	NM	r		

Group B		15 July 2022		18:53 START TIME		28° C		41 %	
						TEMPERATURE		HUMIDITY	
						28° C		41 %	
PLACE	BIB	NAME	COUNTRY	DATE of BIRTH	ORDER	RESULT	1	2	3
1	2398	Joe KOVACS	USA	28 Jun 89	14	21.50 Q	21.50		
2	2007	Nick PONZIO	ITA	4 Jan 95	1	21.35 Q	21.00	21.35	
3	2201	Jacko GILL	NZL	20 Dec 94	5	21.24 Q	20.16	21.24	
4	1701	Filip MIHALJEVIĆ	CRO	31 Jul 94	2	21.17 q	20.56	21.17	X
5	2413	Adrian PIPERI	USA	20 Jan 99	11	21.03 q	21.03	X	X
6	1627	Darlan ROMANI	BRA	9 Apr 91	15	20.98 q	X	20.98	X
7	2147 Y	Uziel MUÑOZ	MEX	8 Sep 95	6	20.24 q	20.06	20.24	20.16
8	2222	Michał HARATYK	POL	10 Apr 92	12	20.13	19.89	20.08	20.13
9	2235	Tsanko ARNAUDOV	POR	14 Mar 92	3	19.93	18.06	19.68	19.93
10	1614	Willian DOURADO	BRA	6 Jan 94	10	19.73	19.65	19.41	19.73
11	1895	Simon BAYER	GER	23 Nov 95	13	19.71	19.13	19.16	19.71
12	1782	Carlos TOBALINA	ESP	2 Aug 85	4	19.70	19.45	19.47	19.70
13	1942	Anastasios LATIFLLARI	GRE	8 Aug 96	7	18.98	18.90	X	18.98
14	2182	Dotun OGUDEJI	NGR	24 Feb 96	8	18.35	18.35	X	X
15	1977	John KELLY	IRL	10 Mar 96	9	17.92	X	X	17.92

NOTE **Y** BIB 2147 (Uziel MUÑOZ) - Yellow Card

RESULTS

Shot Put Men - Qualification

ALL-TIME OUTDOOR TOP LIST				2022 OUTDOOR TOP LIST			
RESULT	NAME	VENUE	DATE	RESULT	NAME	VENUE	2022
23.37	Ryan CROUSER (USA)	Hayward Field, Eugene, OR (USA)	18 Jun 21	23.12	Ryan CROUSER (USA)	Hayward Field, Eugene, OR (USA)	24 Jun
23.12	Randy BARNES (USA)	Westwood, CA (USA)	20 May 90	22.87	Joe KOVACS (USA)	Hayward Field, Eugene, OR (USA)	24 Jun
23.06	Ulf TIMMERMANN (GDR)	Chania (GRE)	22 May 88	22.31	Tom WALSH (NZL)	Stadion Slaski, Chorzów (POL)	5 Jun
22.91	Alessandro ANDREI (ITA)	Viareggio (ITA)	12 Aug 87	21.99	Zane WEIR (ITA)	Centro Nacional de Lançamentos, Leiria (POR)	13 Mar
22.91	Joe KOVACS (USA)	Alifa International Stadium, Doha (QAT)	5 Oct 19	21.84	Darrell HILL (USA)	Hayward Field, Eugene, OR (USA)	28 May
22.90	Tom WALSH (NZL)	Alifa International Stadium, Doha (QAT)	5 Oct 19	21.83	Nick PONZIO (ITA)	Centro Nacional de Lançamentos, Leiria (POR)	13 Mar
22.86	Brian OLDFIELD (USA)	El Paso, TX (USA)	10 May 75	21.77	Darlan ROMANI (BRA)	São Paulo (BRA)	27 Apr
22.75	Werner GÜNTHÖR (SUI)	Bern (SUI)	23 Aug 88	21.66	Konrad BUKOWIECKI (POL)	Stadion Slaski, Chorzów (POL)	5 Jun
22.67	Kevin TOTH (USA)	Lawrence, KS (USA)	19 Apr 03	21.63	Josh AWOTUNDE (USA)	Wilmer Lodge Stadium, Walnut, CA (USA)	16 Apr
22.64	Udo BEYER (GDR)	Berlin (GDR)	20 Aug 86	21.58	Jacko GILL (NZL)	AUT Millennium, Auckland (NZL)	2 Jul

RESULTS



Shot Put Men - Final

BIB 2398 FOURTH ATTEMPT AMENDED

RECORDS	RESULT	NAME	COUNTRY	AGE	VENUE	DATE
World Record WR	23.37	Ryan CROUSER	USA	29	Hayward Field, Eugene, OR (USA)	18 Jun 2021
Championships Record CR	22.94	Ryan CROUSER	USA	30	Oregon	17 Jul 2022
World Leading WL	23.12	Ryan CROUSER	USA	30	Hayward Field, Eugene, OR (USA)	24 Jun 2022
Area Record AR		National Record NR		Personal Best PB		Season Best SB

17 July 2022 **18:30** START TIME **25° C** TEMPERATURE **44 %** HUMIDITY
19:48 END TIME **25° C**

PLACE	BIB	NAME	COUNTRY	DATE of BIRTH	ORDER	RESULT	1	2	3	ORD.	4	5	ORD.	6
1	2369	Ryan CROUSER	USA	18 Dec 92	5	22.94 CR	22.21	22.71	22.58	8	22.16	22.94	8	X
2	2398	Joe KOVACS	USA	28 Jun 89	9	22.89 SB	22.63	X	22.17	7	22.16	22.89	7	22.42
3	2352	Josh AWOTUNDE	USA	12 Jun 95	11	22.29 PB	22.24	21.70	21.14	6	X	22.29	6	22.22
4	2206	Tom WALSH	NZL	1 Mar 92	12	22.08	21.40	20.67	21.49	4	X	22.08	5	21.27
5	1627	Darlan ROMANI	BRA	9 Apr 91	10	21.92	21.69	21.90	X	5	21.92	21.34	4	X
6	1701	Filip MIHALJEVIĆ	CRO	31 Jul 94	1	21.82	21.05	X	X	3	21.35	21.82	3	21.58
7	2201	Jacko GILL	NZL	20 Dec 94	4	21.40	19.19	20.75	20.82	1	21.03	X	2	21.40
8	2413	Adrian PIPERI	USA	20 Jan 99	7	20.93	20.88	20.93	X	2	20.79	X	1	X
9	2007	Nick PONZIO	ITA	4 Jan 95	2	20.81	20.28	20.81	20.76					
10	2196	Marcus THOMSEN	NOR	7 Jan 98	8	20.66	20.64	20.66	19.98					
11	2177	Chukwuebuka Cornnell ENEKW	NGR	28 Jan 93	3	20.65	20.15	X	20.65					
12	2147	Uziel MUÑOZ	MEX	8 Sep 95	6	20.01	20.01	19.71	19.79					

ALL-TIME OUTDOOR TOP LIST				2022 OUTDOOR TOP LIST			
RESULT	NAME	VENUE	DATE	RESULT	NAME	VENUE	2022
23.37	Ryan CROUSER (USA)	Hayward Field, Eugene, OR (USA)	18 Jun 21	23.12	Ryan CROUSER (USA)	Hayward Field, Eugene, OR (USA)	24 Jun
23.12	Randy BARNES (USA)	Westwood, CA (USA)	20 May 90	22.89	Joe KOVACS (USA)	Oregon	17 Jul
23.06	Ulf TIMMERMANN (GDR)	Chania (GRE)	22 May 88	22.31	Tom WALSH (NZL)	Stadion Slaski, Chorzów (POL)	5 Jun
22.91	Alessandro ANDREI (ITA)	Viareggio (ITA)	12 Aug 87	22.29	Josh AWOTUNDE (USA)	Oregon	17 Jul
22.91	Joe KOVACS (USA)	Alifa International Stadium, Doha (QAT)	5 Oct 19	21.99	Zane WEIR (ITA)	Centro Nacional de Lançamentos, Leiria (POR)	13 Mar
22.90	Tom WALSH (NZL)	Alifa International Stadium, Doha (QAT)	5 Oct 19	21.92	Darlan ROMANI (BRA)	Oregon	17 Jul
22.86	Brian OLDFIELD (USA)	El Paso, TX (USA)	10 May 75	21.84	Darrell HILL (USA)	Hayward Field, Eugene, OR (USA)	28 May
22.75	Werner GÜNTHÖR (SUI)	Bern (SUI)	23 Aug 88	21.83	Nick PONZIO (ITA)	Centro Nacional de Lançamentos, Leiria (POR)	13 Mar
22.67	Kevin TOTH (USA)	Lawrence, KS (USA)	19 Apr 03	21.82	Filip MIHALJEVIĆ (CRO)	Oregon	17 Jul
22.64	Udo BEYER (GDR)	Berlin (GDR)	20 Aug 86	21.66	Konrad BUKOWIECKI (POL)	Stadion Slaski, Chorzów (POL)	5 Jun



RESULTS

Discus Throw Men - Qualification

Automatic qualifying mark 66.00 (Q) or at least best 12 qualify to Final

RECORDS	RESULT	NAME	COUNTRY	AGE	VENUE	DATE
World Record WR	74.08	Jürgen SCHULT	GDR	26	Neubrandenburg (GDR)	6 Jun 1986
Championships Record CR	70.17	Virgilijus ALEKNA	LTU	33	Olympiastadion, Helsinki (FIN)	7 Aug 2005
World Leading WL	71.47	Daniel STÄHL	SWE	30	Friidrottsarena, Uppsala (SWE)	21 Jun 2022
Area Record AR		National Record NR		Personal Best PB		Season Best SB

Group A

17 July 2022 17:07 START TIME 21° C TEMPERATURE 59% HUMIDITY
17:56 END TIME 25° C 44%

PLACE	BIB	NAME	COUNTRY	DATE of BIRTH	ORDER	RESULT	1	2	3
1	2119	Mykolas ALEKNA	LTU	28 Sep 02	9	68.91 Q	65.78	68.91	
2	2277	Kristjan ČEH	SLO	17 Feb 99	14	68.23 Q	68.23		
3	2303	Simon PETTERSSON	SWE	3 Jan 94	4	68.11 Q SB	63.71	68.11	
4	1531	Matthew DENNY	AUS	2 Jun 96	15	66.98 Q	64.89	66.98	
5	2402	Sam MATTIS	USA	19 Mar 94	5	65.59 q	61.87	65.59	62.30
6	2244	Alin Alexandru FIRFIRICA	ROU	3 Nov 95	2	65.54 q SB	59.48	64.14	65.54
7	2040	Traves SMIKLE	JAM	7 May 92	10	64.21 q	64.21	63.16	X
8	2274	Alex ROSE	SAM	17 Nov 91	13	64.14 q	63.11	64.14	63.97
9	1883	Lawrence OKOYE	GBR	6 Oct 91	8	63.57	63.57	X	59.89
10	1710	Marek BÁRTA	CZE	8 Dec 92	11	62.90	62.90	61.58	56.68
11	1708	Apostolos PARELLIS	CYP	24 Jul 85	12	62.46	62.46	61.32	61.27
12	2044	Chad WRIGHT	JAM	25 Mar 91	1	60.31	59.14	X	60.31
13	2270	Werner VISSER	RSA	27 Feb 98	3	58.44	58.44	X	X
14	1898	Torben BRANDT	GER	19 May 95	6	54.11	54.11	53.42	X
1666		Lucas NERVI	CHI	31 Aug 01	7	NM	X	X	X

Group B

17 July 2022 18:30 START TIME 25° C TEMPERATURE 44% HUMIDITY
19:15 END TIME 25° C 44%

PLACE	BIB	NAME	COUNTRY	DATE of BIRTH	ORDER	RESULT	1	2	3
1	2120	Andrius GUDŽIUS	LTU	14 Feb 91	1	66.60 Q	64.21	66.60	
2	1554	Lukas WEIßHAIDINGER	AUT	20 Feb 92	15	66.51 Q	66.51		
3	2304	Daniel STÄHL	SWE	27 Aug 92	11	65.95 q	X	65.95	X
4	2024	Fedrick DACRES	JAM	28 Feb 94	14	64.49 q	58.87	63.36	64.49
5	1884	Nicholas PERCY	GBR	5 Dec 94	6	63.20	58.30	62.90	63.20
6	1930	Martin WIERIG	GER	10 Jun 87	7	62.28	60.52	60.86	62.28
7	2375	Andrew EVANS	USA	25 Jan 91	8	62.20	59.31	62.20	62.18
8	1903	Henrik JANSSEN	GER	19 May 98	10	61.85	61.85	60.30	60.36
9	1667	Claudio ROMERO	CHI	10 Jul 00	12	61.69	61.69	X	X
10	1582	Philip MILANOV	BEL	6 Jul 91	2	61.47	X	61.22	61.47
11	1702	Mario A. DÍAZ	CUB	8 Dec 99	9	60.83	57.72	58.35	60.83
12	1700	Martin MARKOVIĆ	CRO	13 Jan 96	4	60.59	X	57.74	60.59
13	2255	Victor HOGAN	RSA	25 Jul 89	13	60.51	60.51	X	59.83
14	1691	Mauricio ORTEGA	COL	4 Aug 94	5	59.91	59.47	X	59.91
15	2428	Brian WILLIAMS	USA	18 Dec 94	3	58.25	X	56.40	58.25



RESULTS

Discus Throw Men - Qualification

ALL-TIME OUTDOOR TOP LIST				2022 OUTDOOR TOP LIST			
RESULT	NAME	VENUE	DATE	RESULT	NAME	VENUE	2022
74.08	Jürgen SCHULT (GDR)	Neubrandenburg (GDR)	6 Jun 86	71.47	Daniel STÅHL (SWE)	Friidrottsarena, Uppsala (SWE)	21 Jun
73.88	Virgilijus ALEKNA (LTU)	Kaunas (LTU)	3 Aug 00	71.27	Kristjan ČEH (SLO)	Alexander Stadium, Birmingham (GBR)	21 May
73.38	Gerd KANTER (EST)	Helsingborg (SWE)	4 Sep 06	69.81	Mykolas ALEKNA (LTU)	Olympiastadion, Stockholm (SWE)	30 Jun
71.86	Yuriy DUMCHEV (URS)	Moskva (URS)	29 May 83	69.39	Andrius GUDŽIUS (LTU)	Darius & S. Girenas Stadium, Kaunas (LTU)	17 May
71.86	Daniel STÅHL (SWE)	Bottnaryd (SWE)	29 Jun 19	69.11	Lukas WEIßHÄIDINGER (AUT)	itathletikarena, Eisenstadt (AUT)	2 Jun
71.84	Piotr MAŁACHOWSKI (POL)	Goen Stadion, Hengelo (NED)	8 Jun 13	68.69	Sam MATTIS (USA)	Univ. of Arizona Roy P. Drachman Stadium	21 May
71.70	Róbert FAZEKAS (HUN)	Szombathely (HUN)	14 Jul 02	68.11	Simon PETTERSSON (SWE)	Oregon	17 Jul
71.50	Lars RIEDEL (GER)	Wiesbaden (GER)	3 May 97	67.07	Matthew DENNY (AUS)	Complexe Sportif Prince Moulay Abdellah	5 Jun
71.32	Ben PLUCKNETT (USA)	Eugene, OR (USA)	4 Jun 83	67.02	Claudio ROMERO (CHI)	Franklin Field, Philadelphia, PA (USA)	30 Apr
71.27	Kristjan ČEH (SLO)	Alexander Stadium, Birmingham (GBR)	21 May 22	66.74	Andrew EVANS (USA)	Univ. of Arizona Roy P. Drachman Stadium	21 May

RESULTS

Discus Throw Men - Final



RECORDS	RESULT	NAME	COUNTRY	AGE	VENUE	DATE
World Record WR	74.08	Jürgen SCHULT	GDR	26	Neubrandenburg (GDR)	6 Jun 1986
Championships Record CR	71.13	Kristjan ČEH	SLO	23	Oregon	19 Jul 2022
World Leading WL	71.47	Daniel STÅHL	SWE	30	Friidrottsarena, Uppsala (SWE)	21 Jun 2022
Area Record AR		National Record NR		Personal Best PB		Season Best SB

19 July 2022 18:36 START TIME 31° C 37 %
TEMPERATURE HUMIDITY
19:47 END TIME 30° C 42 %

PLACE	BIB	NAME	COUNTRY	DATE of BIRTH	ORDER	RESULT	1	2	3	ORD.	4	5	ORD.	6
1	2277	Kristjan ČEH	SLO	17 Feb 99	8	71.13 CR	65.27	69.02	71.13	8	68.95	70.51		67.57
2	2119	Mykolas ALEKNA	LTU	28 Sep 02	9	69.27	66.64	67.87	67.28	7	69.27	X		X
3	2120	Andrius GUDŽIUS	LTU	14 Feb 91	11	67.55	67.31	66.06	X	6	67.55	X		X
4	2304	Daniel STÅHL	SWE	27 Aug 92	1	67.10	66.59	65.99	X	4	65.39	67.10		66.86
5	2303	Simon PETERSSON	SWE	3 Jan 94	10	67.00	X	67.00	X	5	X	X		X
6	1531	Matthew DENNY	AUS	2 Jun 96	3	66.47	61.55	65.50	66.29	3	65.56	65.49		66.47
7	2244	Alin Alexandru FIRFIRICA	ROU	3 Nov 95	2	65.57 SB	65.10	63.80	62.58	1	X	X		65.57
8	2274	Alex ROSE	SAM	17 Nov 91	5	65.57	65.57	64.17	63.41	2	62.78	X		61.16
9	2024	Fedrick DACRES	JAM	28 Feb 94	4	64.85	64.85	63.25	64.79					
10	1554	Lukas WEIßHAIDINGER	AUT	20 Feb 92	6	63.98	61.72	63.98	62.45					
11	2402	Sam MATTIS	USA	19 Mar 94	12	63.19	60.89	63.19	62.82					
12	2040	Traves SMIKLE	JAM	7 May 92	7	62.23	X	62.23	X					

ALL-TIME OUTDOOR TOP LIST				2022 OUTDOOR TOP LIST			
RESULT	NAME	VENUE	DATE	RESULT	NAME	VENUE	2022
74.08	Jürgen SCHULT (GDR)	Neubrandenburg (GDR)	6 Jun 86	71.47	Daniel STÅHL (SWE)	Friidrottsarena, Uppsala (SWE)	21 Jun
73.88	Virgilijus ALEKNA (LTU)	Kaunas (LTU)	3 Aug 00	71.27	Kristjan ČEH (SLO)	Alexander Stadium, Birmingham (GBR)	21 May
73.38	Gerd KANTER (EST)	Helsingborg (SWE)	4 Sep 06	69.81	Mykolas ALEKNA (LTU)	Olympiastadion, Stockholm (SWE)	30 Jun
71.86	Yuriy DUMCHEV (URS)	Moskva (URS)	29 May 83	69.39	Andrius GUDŽIUS (LTU)	Darius & S. Girenas Stadium, Kaunas (LTU)	17 May
71.86	Daniel STÅHL (SWE)	Bottnaryd (SWE)	29 Jun 19	69.11	Lukas WEIßHAIDINGER (AUT)	itathletikarena, Eisenstadt (AUT)	2 Jun
71.84	Piotr MAŁACHOWSKI (POL)	Goen Stadion, Hengelo (NED)	8 Jun 13	68.69	Sam MATTIS (USA)	Univ. of Arizona Roy P. Drachman Stadium	21 May
71.70	Róbert FAZEKAS (HUN)	Szombathely (HUN)	14 Jul 02	68.11	Simon PETERSSON (SWE)	Oregon	17 Jul
71.50	Lars RIEDEL (GER)	Wiesbaden (GER)	3 May 97	67.07	Matthew DENNY (AUS)	Complexe Sportif Prince Moulay Abdellah,	5 Jun
71.32	Ben PLUCKNETT (USA)	Eugene, OR (USA)	4 Jun 83	67.02	Claudio ROMERO (CHI)	Franklin Field, Philadelphia, PA (USA)	30 Apr
71.27	Kristjan ČEH (SLO)	Alexander Stadium, Birmingham (GBR)	21 May 22	66.74	Andrew EVANS (USA)	Univ. of Arizona Roy P. Drachman Stadium	21 May



RESULTS

Hammer Throw Men - Qualification

Automatic qualifying mark 77.50 (Q) or at least best 12 qualify to Final



RECORDS	RESULT	NAME	COUNTRY	AGE	VENUE	DATE
World Record WR	86.74	Yuriy SEDYKH	URS	31	Neckarstadion, Stuttgart (GER)	30 Aug 1986
Championships Record CR	83.63	Ivan TIKHON	BLR	31	Yanmar Stadium Nagai, Osaka (JPN)	27 Aug 2007
World Leading WL	81.58	Wojciech NOWICKI	POL	33	Stadion Slaski, Chorzów (POL)	5 Jun 2022
Area Record AR		National Record NR		Personal Best PB		Season Best SB

Group A

15 July 2022 09:02 START TIME 16° C TEMPERATURE 76 % HUMIDITY
09:46 END TIME 17° C 72 %

PLACE	BIB	NAME	COUNTRY	DATE of BIRTH	ORDER	RESULT	1	2	3
1	2384	Daniel HAUGH	USA	3 May 95	5	79.34 Q	74.56	77.13	79.34
2	2226	Wojciech NOWICKI	POL	22 Feb 89	3	79.22 Q	79.22		
3	2189	Eivind HENRIKSEN	NOR	14 Sep 90	15	78.12 Q	78.12		
4	1881	Nick MILLER	GBR	1 May 93	12	77.13 q SB	77.13	X	X
5	1940	Christos FRANTZESKAKIS	GRE	26 Apr 00	8	76.03 q	76.03	74.47	75.79
6	1644	Adam KEENAN	CAN	26 Sep 93	1	74.44	74.38	74.44	72.24
7	2145	Diego DEL REAL	MEX	6 Mar 94	7	74.12	73.96	74.12	73.23
8	1827	Yann CHAUSSINAND	FRA	11 May 98	10	73.95	72.62	73.95	X
9	2232	Marcin WROTYŃSKI	POL	11 Mar 96	6	73.55	73.00	73.55	73.26
10	1923	Tristan SCHWANDKE	GER	23 May 92	13	72.87	71.94	72.87	71.02
11	1820	Tuomas SEPPÄNEN	FIN	16 May 86	11	72.81	72.63	72.29	72.81
12	1982	Hilmar Örn JÓNSSON	ISL	6 May 96	2	72.72	72.36	72.72	X
13	1517	Joaquin GOMEZ	ARG	14 Oct 96	9	69.03	69.03	68.41	X
	2162	Denzel COMENENTIA	NED	25 Nov 95	14	NM	X	X	X
	1664	Gabriel KEHR	CHI	3 Sep 96	4	DNS			

Group B

15 July 2022 10:28 START TIME 19° C TEMPERATURE 67 % HUMIDITY
11:14 END TIME 19° C 67 %

PLACE	BIB	NAME	COUNTRY	DATE of BIRTH	ORDER	RESULT	1	2	3
1	2221	Paweł FAJDEK	POL	4 Jun 89	2	80.09 Q	74.63	80.09	
2	1953	Bence HALÁSZ	HUN	4 Aug 97	4	79.13 Q	79.13		
3	2432	Rudy WINKLER	USA	6 Dec 94	1	78.61 Q	76.97	78.61	
4	1823	Quentin BIGOT	FRA	1 Dec 92	6	77.95 Q	75.62	77.95	
5	2342	Mykhaylo KOKHAN	UKR	22 Jan 01	5	77.58 Q	76.62	74.95	77.58
6	1665	Humberto MANSILLA	CHI	22 May 96	15	75.33 q	72.85	74.39	75.33
7	2434	Alex YOUNG	USA	1 Sep 94	8	74.67 q	74.67	X	72.97
8	1761	Javier CIENFUEGOS	ESP	15 Jul 90	7	74.25	73.16	72.43	74.25
9	2139	Serghei MARGHIEV	MDA	6 Nov 92	14	74.17	70.13	73.46	74.17
10	1643	Rowan HAMILTON	CAN	29 Jan 00	11	74.02	73.58	74.02	X
11	2297	Ragnar CARLSSON	SWE	16 Nov 00	9	73.45	X	72.26	73.45
12	2193	Thomas MARDAL	NOR	16 Apr 97	12	72.90	70.31	X	72.90
13	1939	Michail ANASTASAKIS	GRE	3 Dec 94	13	72.40	70.35	70.03	72.40
14	1632	Allan WOLSKI	BRA	18 Jan 90	10	71.27	X	69.56	71.27
15	1813	Aaron KANGAS	FIN	3 Jul 97	3	69.69	69.69	69.64	68.35



WORLD ATHLETICS PARTNERS



RESULTS

Hammer Throw Men - Qualification

ALL-TIME OUTDOOR TOP LIST				2022 OUTDOOR TOP LIST			
RESULT	NAME	VENUE	DATE	RESULT	NAME	VENUE	2022
86.74	Yuriy SEDYKH (URS)	Neckarstadion, Stuttgart (GER)	30 Aug 86	81.58	Wojciech NOWICKI (POL)	Stadion Slaski, Chorzów (POL)	5 Jun
86.04	Sergey LITVINOV (URS)	Dresden (GER)	3 Jul 86	81.12	Valeriy PRONKIN (ANA)	Yunost Stadium, Adler, Sochi (RUS)	13 Feb
84.90	Vadim DEVYATOVSKIY (BLR)	Minsk (BLR)	21 Jul 05	80.56	Paweł FAJDEK (POL)	Bislett Stadion, Oslo (NOR)	16 Jun
84.86	Koji MUROFUSHI (JPN)	Stadion Juliska, Praha (CZE)	29 Jun 03	80.55	Quentin BIGOT (FRA)	Stadion Slaski, Chorzów (POL)	5 Jun
84.62	Igor ASTAPKOVICH (BLR)	Sevilla (ESP)	6 Jun 92	80.18	Daniel HAUGH (USA)	Hayward Field, Eugene, OR (USA)	25 Jun
84.51	Ivan TIKHON (BLR)	Grodno (BLR)	9 Jul 08	80.17	Eivind HENRIKSEN (NOR)	Øverlands Minde, Stjørdal (NOR)	25 Jun
84.48	Igor NIKULIN (URS)	Olympique de la Pontaise, Lausanne	12 Jul 90	79.99	Andrey ROMANOV (RUS)	Yunost Stadium, Adler, Sochi (RUS)	13 Feb
84.40	Jüri TAMM (URS)	Banská Bystrica (TCH)	9 Sep 84	79.86	Bence HALÁSZ (HUN)	antos Mihály Sportközpont, Budapest (HU)	25 Jun
84.19	Adrián ANNUS (HUN)	Szombathely (HUN)	10 Aug 03	79.11	Rudy WINKLER (USA)	Hilmer Lodge Stadium, Walnut, CA (USA)	16 Apr
83.93	Paweł FAJDEK (POL)	Miejski Stadion, Szczecin (POL)	9 Aug 15	78.26	Diego DEL REAL (MEX)	iv. of Arizona Roy P. Drachman Stadium	21 May

RESULTS

Hammer Throw Men - Final

BIB 1940 THIRD ATTEMPT AMENDED

RECORDS	RESULT	NAME	COUNTRY	AGE	VENUE	DATE
World Record WR	86.74	Yuriy SEDYKH	URS	31	Neckarstadion, Stuttgart (GER)	30 Aug 1986
Championships Record CR	83.63	Ivan TIKHON	BLR	31	Yanmar Stadium Nagai, Osaka (JPN)	27 Aug 2007
World Leading WL	81.98	Pawet FAJDEK	POL	33	Oregon	16 Jul 2022
Area Record AR		National Record NR		Personal Best PB		Season Best SB

16 July 2022 00:00 START TIME 19° C 78 %
 TEMPERATURE HUMIDITY
 01:30 END TIME 22° C 67 %

PLACE	BIB	NAME	COUNTRY	DATE of BIRTH	ORDER	RESULT	1	2	3	ORD.	4	5	ORD.	6
1	2221	Pawet FAJDEK	POL	4 Jun 89	9	81.98 WL	74.71	80.58	81.98	8	79.13	X	8	X
2	2226	Wojciech NOWICKI	POL	22 Feb 89	1	81.03	77.40	80.07	81.03	7	X	79.45	7	79.53
3	2189	Eivind HENRIKSEN	NOR	14 Sep 90	10	80.87 SB	78.89	80.87	X	6	75.55	77.74	6	78.19
4	1823	Quentin BIGOT	FRA	1 Dec 92	6	80.24	79.52	78.86	80.24	5	79.94	79.85	5	79.38
5	1953	Bence HALÁSZ	HUN	4 Aug 97	8	80.15 PB	79.12	79.46	80.15	4	X	78.77	4	79.07
6	2432	Rudy WINKLER	USA	6 Dec 94	4	78.99	78.91	77.49	X	3	78.51	78.99	3	78.89
7	2342	Mykhaylo KOKHAN	UKR	22 Jan 01	7	78.83 SB	78.07	78.83	X	2	77.94	78.16	2	77.97
8	2384	Daniel HAUGH	USA	3 May 95	12	78.10	76.80	78.10	X	1	76.52	77.71	1	X
9	1940	Christos FRANTZESKAKIS	GRE	26 Apr 00	5	77.04	77.04	74.34	76.74					
10	1665	Humberto MANSILLA	CHI	22 May 96	3	73.91	73.91	71.71	73.05					
11	1881	Nick MILLER	GBR	1 May 93	11	73.74	X	X	73.74					
12	2434	Alex YOUNG	USA	1 Sep 94	2	73.60	73.60	73.53	X					

ALL-TIME OUTDOOR TOP LIST

RESULT	NAME	VENUE	DATE
86.74	Yuriy SEDYKH (URS)	Neckarstadion, Stuttgart (GER)	30 Aug 86
86.04	Sergey LITVINOV (URS)	Dresden (GER)	3 Jul 86
84.90	Vadim DEVYATOVSKIY (BLR)	Minsk (BLR)	21 Jul 05
84.86	Koji MUROFUSHI (JPN)	Stadion Juliska, Praha (CZE)	29 Jun 03
84.62	Igor ASTAPKOVICH (BLR)	Sevilla (ESP)	6 Jun 92
84.51	Ivan TIKHON (BLR)	Grodno (BLR)	9 Jul 08
84.48	Igor NIKULIN (URS)	Olympique de la Pontaise, Lausanne	12 Jul 90
84.40	Jüri TAMM (URS)	Banská Bystrica (TCH)	9 Sep 84
84.19	Adrián ANNUS (HUN)	Szombathely (HUN)	10 Aug 03
83.93	Pawet FAJDEK (POL)	Miejski Stadion, Szczecin (POL)	9 Aug 15

2022 OUTDOOR TOP LIST

RESULT	NAME	VENUE	2022
81.98	Pawet FAJDEK (POL)	Oregon	16 Jul
81.58	Wojciech NOWICKI (POL)	Stadion Slaski, Chorzów (POL)	5 Jun
81.12	Valeriy PRONKIN (ANA)	Yunost Stadium, Adler, Sochi (RUS)	13 Feb
80.87	Eivind HENRIKSEN (NOR)	Oregon	16 Jul
80.55	Quentin BIGOT (FRA)	Stadion Slaski, Chorzów (POL)	5 Jun
80.18	Daniel HAUGH (USA)	Hayward Field, Eugene, OR (USA)	25 Jun
80.15	Bence HALÁSZ (HUN)	Oregon	16 Jul
79.99	Andrey ROMANOV (RUS)	Yunost Stadium, Adler, Sochi (RUS)	13 Feb
79.11	Rudy WINKLER (USA)	Hilmer Lodge Stadium, Walnut, CA (USA)	16 Apr
78.83	Mykhaylo KOKHAN (UKR)	Oregon	16 Jul

RESULTS

Javelin Throw Men - Qualification

Automatic qualifying mark 83.50 (Q) or at least best 12 qualify to Final

RECORDS	RESULT	NAME	COUNTRY	AGE	VENUE	DATE
World Record WR	98.48	Jan ŽELEZNÝ	CZE	30	Jena (GER)	25 May 1996
Championships Record CR	92.80	Jan ŽELEZNÝ	CZE	35	Commonwealth Stadium, Edmonton (CAN)	12 Aug 2001
World Leading WL	93.07	Anderson PETERS	GRN	25	Suhaim bin Hamad Stadium, Doha (QAT)	13 May 2022
Area Record AR		National Record NR		Personal Best PB		Season Best SB

Group A

21 July 2022 17:05 START TIME 28° C TEMPERATURE 51 % HUMIDITY
17:52 END TIME 28° C 51 %

PLACE	BIB	NAME	COUNTRY	DATE of BIRTH	ORDER	RESULT	1	2	3
1	1956	Neeraj CHOPRA	IND	24 Dec 97	1	88.39 Q	88.39		
2	1722	Jakub VADLEJCH	CZE	10 Oct 90	2	85.23 Q	85.23		
3	1744	Ihab ABDELRAHMAN	EGY	1 May 89	7	83.41 q	77.34	83.41	X
4	2048	Roderick Genki DEAN	JPN	30 Dec 91	12	82.34 q SB	79.26	79.33	82.34
5	2424	Curtis THOMPSON	USA	8 Feb 96	6	81.73 q	81.73	81.50	X
6	1810	Lassi ETELÄTALO	FIN	30 Apr 88	13	80.03 q	75.41	79.40	80.03
7	2112	Rolands ŠTROBINDERS	LAT	14 Apr 92	11	79.39	77.83	76.50	79.39
8	2322	Keshorn WALCOTT	TTO	2 Apr 93	3	78.87	X	78.87	76.63
9	1814	Toni KERÄNEN	FIN	16 Jun 98	10	78.52	76.13	78.52	X
10	2142	David CARREON	MEX	23 Mar 94	9	77.61	77.61	76.79	76.80
11	2254	Johan GROBLER	RSA	6 Aug 97	5	76.30	76.30	73.74	X
12	2245	Alexandru Mihaita NOVAC	ROU	24 Mar 97	14	75.20	75.12	74.34	75.20
13	1538	Cruz HOGAN	AUS	22 Feb 94	4	73.03	69.74	73.03	X
	1902	Andreas HOFMANN	GER	16 Dec 91	8	NM	X	X	X

Group B

21 July 2022 18:35 START TIME 28° C TEMPERATURE 51 % HUMIDITY
19:29 END TIME 25° C 57 %

PLACE	BIB	NAME	COUNTRY	DATE of BIRTH	ORDER	RESULT	1	2	3
1	1946	Anderson PETERS	GRN	21 Oct 97	7	89.91 Q	89.91		
2	1929	Julian WEBER	GER	29 Aug 94	4	87.28 Q	87.28		
3	1811	Oliver HELANDER	FIN	1 Jan 97	12	82.41 q	82.41	-	-
4	2208	Arshad NADEEM	PAK	2 Jan 97	2	81.71 q SB	76.15	74.38	81.71
5	2138	Andrian MARDARE	MDA	20 Jun 95	11	80.83 q	80.83	79.41	X
6	1968	Rohit YADAV	IND	6 Jun 01	13	80.42 q	80.42	X	77.32
7	2111	Patriks GAILUMS	LAT	10 May 98	9	79.66	75.49	75.63	79.66
8	2104	Julius YEGO	KEN	4 Jan 89	6	79.60	79.60	75.33	76.41
9	1778	Manu QUIJERA	ESP	13 Jan 98	3	78.61	76.53	78.61	78.29
10	2066	Kenji OGURA	JPN	8 Jun 95	5	78.48	78.48	75.22	77.20
11	1542	Cameron MCENTYRE	AUS	10 Feb 99	1	77.50	65.72	X	77.50
12	2239	Leandro RAMOS	POR	21 Sep 00	10	77.34	77.34	76.27	72.48
13	2378	Tim GLOVER	USA	1 Nov 90	8	75.68	X	75.68	73.10
14	2371	Ethan DABBS	USA	23 Jun 99	14	72.81	X	72.81	72.35

RESULTS

Javelin Throw Men - Qualification

ALL-TIME OUTDOOR TOP LIST				2022 OUTDOOR TOP LIST			
RESULT	NAME	VENUE	DATE	RESULT	NAME	VENUE	2022
98.48	Jan ŽELEZNÝ (CZE)	Jena (GER)	25 May 96	93.07	Anderson PETERS (GRN)	Suham bin Hamad Stadium, Doha (QAT)	13 May
97.76	Johannes VETTER (GER)	Stadion Slaski, Chorzów (POL)	6 Sep 20	90.88	Jakub VADLEJCH (CZE)	Suham bin Hamad Stadium, Doha (QAT)	13 May
93.90	Thomas RÖHLER (GER)	Suham bin Hamad Stadium, Doha (QAT)	5 May 17	89.94	Neeraj CHOPRA (IND)	Olympiastadion, Stockholm (SWE)	30 Jun
93.09	Aki PARVAINEN (FIN)	Kuortane (FIN)	26 Jun 99	89.83	Oliver HELANDER (FIN)	Paavo Nurmi Stadium, Turku (FIN)	14 Jun
93.07	Anderson PETERS (GRN)	Suham bin Hamad Stadium, Doha (QAT)	13 May 22	89.54	Julian WEBER (GER)	Blankers-Koen Stadion, Hengelo (NED)	6 Jun
92.72	Julius YEGO (KEN)	National Stadium, Beijing (CHN)	26 Aug 15	89.07	Keshorn WALCOTT (TTO)	Blankers-Koen Stadion, Hengelo (NED)	6 Jun
92.61	Sergey MAKAROV (RUS)	Sheffield (GBR)	30 Jun 02	87.70	Curtis THOMPSON (USA)	Stroudsburg South HS, East Stroudsb (USA)	9 Jul
92.60	Raymond HECHT (GER)	Oslo (NOR)	21 Jul 95	87.53	Aliaksei KATKAVETS (BLR)	RTSOP, Minsk (BLR)	8 Feb
92.06	Andreas HOFMANN (GER)	Offenburg (GER)	2 Jun 18	87.32	Andreas HOFMANN (GER)	Leichtathletikarena, Eisenstadt (AUT)	2 Jun
91.69	Konstantinos GATSILOUDIS (GRE)	Kuortane (FIN)	24 Jun 00	85.97	Vítězslav VESELÝ (CZE)	Stadion U Cervenyých domku, Hodonín (CZE)	25 Jun

RESULTS

Javelin Throw Men - Final



RECORDS	RESULT	NAME	COUNTRY	AGE	VENUE	DATE
World Record WR	98.48	Jan ŽELEZŇÝ	CZE	30	Jena (GER)	25 May 1996
Championships Record CR	92.80	Jan ŽELEZŇÝ	CZE	35	Commonwealth Stadium, Edmonton (CAN)	12 Aug 2001
World Leading WL	93.07	Anderson PETERS	GRN	25	Suhaim bin Hamad Stadium, Doha (QAT)	13 May 2022
Area Record AR		National Record NR		Personal Best PB		Season Best SB

23 July 2022 18:35 START TIME 25° C 43 %
TEMPERATURE HUMIDITY
19:46 END TIME 25° C 43 %

PLACE	BIB	NAME	COUNTRY	DATE of BIRTH	ORDER	RESULT	1	2	3	ORD.	4	5	ORD.	6
1	1946	Anderson PETERS	GRN	21 Oct 97	9	90.54	90.21	90.46	87.21	8	88.11	85.83	8	90.54
2	1956	Neeraj CHOPRA	IND	24 Dec 97	1	88.13	X	82.39	86.37	5	88.13	X	7	X
3	1722	Jakub VADLEJCH	CZE	10 Oct 90	2	88.09	85.52	87.23	88.09	7	83.48	81.31	6	82.88
4	1929	Julian WEBER	GER	29 Aug 94	12	86.86	86.86	71.88	73.00	6	X	81.76	5	83.53
5	2208	Arshad NADEEM	PAK	2 Jan 97	4	86.16	X	75.13	82.05	1	86.16	83.63	4	X
6	1810	Lassi ETELÄTALO	FIN	30 Apr 88	10	82.70	78.27	82.70	X	4	-	80.71	3	80.99
7	2138	Andrian MARDARE	MDA	20 Jun 95	7	82.26	79.55	X	82.26	3	79.42	81.07	2	X
8	1811	Oliver HELANDER	FIN	1 Jan 97	8	82.24	X	X	82.24	2	X	X	1	X
9	2048	Roderick Genki DEAN	JPN	30 Dec 91	5	80.69	77.81	X	80.69					
10	1968	Rohit YADAV	IND	6 Jun 01	3	78.72	77.96	78.05	78.72					
11	2424	Curtis THOMPSON	USA	8 Feb 96	11	78.39	78.39	X	X					
12	1744	Ihab ABDELRAHMAN	EGY	1 May 89	6	75.99	X	72.76	75.99					

ALL-TIME OUTDOOR TOP LIST

RESULT	NAME	VENUE	DATE
98.48	Jan ŽELEZŇÝ (CZE)	Jena (GER)	25 May 96
97.76	Johannes VETTER (GER)	Stadion Slaski, Chorzów (POL)	6 Sep 20
93.90	Thomas RÖHLER (GER)	Suhaim bin Hamad Stadium, Doha (QAT)	5 May 17
93.09	Aki PARVIAINEN (FIN)	Kuortane (FIN)	26 Jun 99
93.07	Anderson PETERS (GRN)	Suhaim bin Hamad Stadium, Doha (QAT)	13 May 22
92.72	Julius YEGO (KEN)	National Stadium, Beijing (CHN)	26 Aug 15
92.61	Serqey MAKAROV (RUS)	Sheffield (GBR)	30 Jun 02
92.60	Raymond HECHT (GER)	Oslo (NOR)	21 Jul 95
92.06	Andreas HOFMANN (GER)	Offenburg (GER)	2 Jun 18
91.69	Konstantinos GATSILOUDIS (GRE)	Kuortane (FIN)	24 Jun 00

2022 OUTDOOR TOP LIST

RESULT	NAME	VENUE	2022
93.07	Anderson PETERS (GRN)	Suhaim bin Hamad Stadium, Doha (QAT)	13 May
90.88	Jakub VADLEJCH (CZE)	Suhaim bin Hamad Stadium, Doha (QAT)	13 May
89.94	Neeraj CHOPRA (IND)	Olympiastadion, Stockholm (SWE)	30 Jun
89.83	Oliver HELANDER (FIN)	Paavo Nurmi Stadium, Turku (FIN)	14 Jun
89.54	Julian WEBER (GER)	Blankers-Koen Stadion, Hengelo (NED)	6 Jun
89.07	Keshorn WALCOTT (TTO)	Blankers-Koen Stadion, Hengelo (NED)	6 Jun
87.70	Curtis THOMPSON (USA)	Stroudsburg South HS, East Stroudsb	9 Jul
87.53	Aliaksei KATKAVETS (BLR)	RTSOP, Minsk (BLR)	8 Feb
87.32	Andreas HOFMANN (GER)	Leichtathletikarena, Eisenstadt (AUT)	2 Jun
86.16	Arshad NADEEM (PAK)	Oregon	23 Jul



RESULTS

20 Kilometres Race Walk Men - Final



RECORDS	RESULT	NAME	COUNTRY	AGE	VENUE	DATE
World Record WR	1:16:36	Yusuke SUZUKI	JPN	27	Nomi (JPN)	15 Mar 2015
Championships Record CR	1:17:21	Jefferson PÉREZ	ECU	29	Stade de France, Paris-St-Denis (FRA)	23 Aug 2003
World Leading WL	1:17:47	Vasily MIZINOV	ANA	25	Sochi (RUS)	31 Jan 2022
Area Record AR		National Record NR		Personal Best PB		Season Best SB

15 July 2022 15:09 START TIME 28° C 38 %
TEMPERATURE HUMIDITY
16:56 END TIME 28° C 35 %

PLACE	BIB	NAME	COUNTRY	DATE of BIRTH	RESULT	RECORDS	RED CARDS
1	258	Toshikazu YAMANISHI	JPN	15 Feb 96	1:19:07	SB	~
2	252	Koki IKEDA	JPN	3 May 98	1:19:14		+ 7 ~
3	282	Perseus KARLSTRÖM	SWE	2 May 90	1:19:18	SB	+ 11
4	260	Samuel Kireri GATHIMBA	KEN	26 Oct 87	1:19:25	SB	+ 18
5	224	Brian Daniel PINTADO	ECU	29 Jul 95	1:19:34	PB	+ 27 ~
6	205	Caio BONFIM	BRA	19 Mar 91	1:19:51		+ 44 ~
7	230	Álvaro MARTÍN	ESP	18 Jun 94	1:20:19		+ 1:12
8	253	Hiroto JUSHO	JPN	11 Jan 00	1:20:39		+ 1:32 >
9	225	Alberto AMEZCUA	ESP	10 May 92	1:20:44		+ 1:37
10	273	César Augusto RODRÍGUEZ	PER	26 Jun 97	1:20:59		+ 1:52 ~
11	222	David HURTADO	ECU	21 Apr 99	1:21:11		+ 2:04 ~
12	279	Wayne SNYMAN	RSA	8 Mar 85	1:21:23		+ 2:16
13	212	Kaihua WANG	CHN	16 Feb 94	1:21:41	SB	+ 2:34
14	209	Lihong CUI	CHN	13 May 99	1:22:17		+ 3:10 ~ ~
15	249	Francesco FORTUNATO	ITA	13 Dec 94	1:22:50		+ 3:43
16	227	Diego GARCÍA CARRERA	ESP	19 Jan 96	1:23:21		+ 4:14
17	204	Declan TINGAY	AUS	6 Feb 99	1:23:28	PZ120	+ 4:21 ~ ~ >
18	267	Andres Eduardo OLIVAS NÚÑEZ	MEX	27 May 98	1:23:36		+ 4:29 ~
19	201	Rhydian COWLEY	AUS	4 Jan 91	1:23:37		+ 4:30 >
20	232	Aleksi OJALA	FIN	9 Dec 92	1:23:40		+ 4:33 ~
21	243	José Eduardo ORTIZ	GUA	8 Mar 00	1:23:48		+ 4:41 >
22	216	Eider ARÉVALO	COL	9 Mar 93	1:24:32		+ 5:25 ~
23	223	Jordy Rafael JIMÉNEZ ARROBO	ECU	11 Feb 94	1:24:35		+ 5:28 ~ ~
24	214	Jun ZHANG	CHN	20 Jul 98	1:24:35		+ 5:28 ~ ~
25	270	Julio César SALAZAR	MEX	8 Jul 93	1:25:16		+ 6:09
26	281	Miroslav ÚRADNÍK	SVK	24 Mar 96	1:25:40		+ 6:33
27	242	José Oswaldo CALEL	GUA	8 Aug 98	1:26:24		+ 7:17 > ~
28	259	Georgiy SHEIKO	KAZ	24 Aug 89	1:26:40		+ 7:33
29	257	Eiki TAKAHASHI	JPN	19 Nov 92	1:26:46		+ 7:39 ~
30	206	Matheus CORREA	BRA	22 Aug 99	1:27:31	PZ120	+ 8:24 ~ > ~
31	284	Nick CHRISTIE	USA	29 Sep 91	1:28:28		+ 9:21
32	250	Gianluca PICCHIOTTINO	ITA	22 Aug 96	1:28:33		+ 9:26
33	203	Kyle SWAN	AUS	28 Mar 99	1:28:43		+ 9:36
34	261	Byeongkwang CHOE	KOR	7 Apr 91	1:28:56		+ 9:49 ~ ~
35	271	Quentin REW	NZL	16 Jul 84	1:29:19		+ 10:12 > ~
36	207	Lucas MAZZO	BRA	19 May 94	1:29:32		+ 10:25 ~
37	280	Dominik ČERNÝ	SVK	1 Nov 97	1:29:41		+ 10:34
38	200	Juan Manuel CANO	ARG	12 Dec 87	1:29:47		+ 10:40
39	247	David KENNY	IRL	10 Jan 99	1:31:23		+ 12:16

RESULTS

20 Kilometres Race Walk Men

40	245	Sandeep KUMAR	IND	1 May 86	1:31:58	PZ120	+ 12:51	> > >
41	272	Luis Henry CAMPOS	PER	11 Oct 95	1:34:02		+ 14:55	> >
42	265	Jesus CALDERON	MEX	13 Apr 97	1:35:43		+ 16:36	
43	285	Dan NEHNEVAJ	USA	28 Mar 97	1:43:07		+ 24:00	>
	238	Christopher LINKE	GER	24 Oct 88	DNF			
	241	José Alejandro BARRONDO	GUA	16 Sep 96	DQ	TR54.7.5		> > ~ >

NOTE WA Rule PZ120 - 120sec Penalty Zone
 WA Rule TR54.7.5 - Fourth red card (when Penalty Zone used)

INTERMEDIATE TIMES

1 KM	3:55	Toshikazu YAMANISHI	2 KM	7:55	Toshikazu YAMANISHI
3 KM	11:58	Toshikazu YAMANISHI	4 KM	16:04	Perseus KARLSTRÖM
5 KM	20:11	Perseus KARLSTRÖM	6 KM	24:18	Brian Daniel PINTADO
7 KM	28:23	Toshikazu YAMANISHI	8 KM	32:26	César Augusto RODRÍGUEZ
9 KM	36:30	Toshikazu YAMANISHI	10 KM	40:33	Toshikazu YAMANISHI
11 KM	44:24	Toshikazu YAMANISHI	12 KM	48:20	Toshikazu YAMANISHI
13 KM	52:14	Toshikazu YAMANISHI	14 KM	56:06	Toshikazu YAMANISHI
15 KM	59:57	Toshikazu YAMANISHI	16 KM	1:03:53	Perseus KARLSTRÖM
17 KM	1:07:46	Toshikazu YAMANISHI	18 KM	1:11:36	Koki IKEDA
19 KM	1:15:26	Toshikazu YAMANISHI			

ALL-TIME OUTDOOR TOP LIST

RESULT	NAME	VENUE	DATE
1:16:36	Yusuke SUZUKI (JPN)	Nomi (JPN)	15 Mar 15
1:16:43	Serqey MOROZOV (RUS)	Saransk (RUS)	8 Jun 08
1:16:54	Kaihua WANG (CHN)	Huangshan (CHN)	20 Mar 21
1:17:02	Yohann DINIZ (FRA)	Arles (FRA)	8 Mar 15
1:17:15	Toshikazu YAMANISHI (JPN)	Nomi (JPN)	17 Mar 19
1:17:16	Vladimir KANAYKIN (RUS)	Saransk (RUS)	29 Sep 07
1:17:21	Jefferson PÉREZ (ECU)	de France, Paris-St-Denis (FRA)	23 Aug 03
1:17:22	Francisco Javier FERNÁNDEZ (ESP)	Turku (FIN)	28 Apr 02
1:17:23	Vladimir STANKIN (RUS)	Adler, Sochi (RUS)	8 Feb 04
1:17:24	Masatora KAWANO (JPN)	Nomi (JPN)	17 Mar 19

2022 OUTDOOR TOP LIST

RESULT	NAME	VENUE	2022
1:17:47	Vasiliy MIZINOV (ANA)	Sochi (RUS)	31 Jan
1:18:36	Serqey SHIROBOKOV (RUS)	Sochi (RUS)	31 Jan
1:18:46	Anton KURBATOV (RUS)	Cheboksary (RUS)	21 May
1:18:50	Danila MARTYNOV (RUS)	Cheboksary (RUS)	21 May
1:18:53	Koki IKEDA (JPN)	Wajima (JPN)	17 Apr
1:18:54	Caio BONFIM (BRA)	Podebrady (CZE)	2 Apr
1:19:04	Eiki TAKAHASHI (JPN)	Kobe (JPN)	20 Feb
1:19:07	Toshikazu YAMANISHI (JPN)	Oregon	15 Jul
1:19:18	Perseus KARLSTRÖM (SWE)	Oregon	15 Jul
1:19:25	Samuel Kireri GATHIMBA (KEN)	Oregon	15 Jul



RESULTS

35 Kilometres Race Walk Men - Final

BIB 266 AND 272 PENALTY ZONE TIME ADDED

RECORDS	RESULT	NAME	COUNTRY	AGE	VENUE	DATE
Championships Record CR	2:23:14	Massimo STANO	ITA	30	Oregon	24 Jul 2022
World Leading WL	2:23:14	Massimo STANO	ITA	30	Oregon	24 Jul 2022
Area Record AR		National Record NR		Personal Best PB	Season Best SB	

24 July 2022 06:15 START TIME
 09:01 END TIME
 11° C TEMPERATURE
 17° C
 92 % HUMIDITY
 82 %

PLACE	BIB	NAME	COUNTRY	DATE of BIRTH	RESULT	RECORDS	RED CARDS
1	251	Massimo STANO	ITA	27 Feb 92	2:23:14	CR	
2	254	Masatora KAWANO	JPN	23 Oct 98	2:23:15	AR	+ 1
3	282	Perseus KARLSTRÖM	SWE	2 May 90	2:23:44	PB	+ 30
4	224	Brian Daniel PINTADO	ECU	29 Jul 95	2:24:37	AR	+ 1:23
5	210	Xianghong HE	CHN	1 Jul 98	2:24:45	NR	+ 1:31 ~
6	208	Evan DUNFEE	CAN	28 Sep 90	2:25:02	AR	+ 1:48
7	205	Caio BONFIM	BRA	19 Mar 91	2:25:14	NR	+ 2:00
8	216	Eider ARÉVALO	COL	9 Mar 93	2:25:21	NR	+ 2:07
9	256	Tomohiro NODA	JPN	24 Jan 96	2:25:29	PB	+ 2:15 ~
10	229	Miguel Ángel LÓPEZ	ESP	3 Jul 88	2:25:58	NR	+ 2:44
11	268	Ricardo ORTIZ	MEX	7 Feb 95	2:27:11	NR	+ 3:57
12	269	Ever Jair PALMA OLIVARES	MEX	18 Mar 92	2:27:55	PB	+ 4:41
13	232	Aleksi OJALA	FIN	9 Dec 92	2:28:22	NR	+ 5:08 ~ >
14	234	Aurelien QUINION	FRA	27 Jan 93	2:28:46	NR	+ 5:32 ~
15	215	Yangben ZHAXI	CHN	15 Apr 96	2:28:56	PB	+ 5:42
16	273	César Augusto RODRÍGUEZ	PER	26 Jun 97	2:29:24	NR	+ 6:10 ~
17	213	Hao XU	CHN	6 Feb 99	2:29:55	PB	+ 6:41 ~
18	201	Rhydian COWLEY	AUS	4 Jan 91	2:30:34	NR	+ 7:20 >
19	275	Dawid TOMALA	POL	27 Aug 89	2:30:47	PB	+ 7:33 > >
20	279	Wayne SNYMAN	RSA	8 Mar 85	2:31:15	AR	+ 8:01
21	281	Miroslav ÚRADNÍK	SVK	24 Mar 96	2:31:16	PB	+ 8:02
22	266	José Luis DOCTOR	MEX	14 Jun 96	2:32:43	PZ210	+ 9:29 ~ ~ ~
23	219	Vít HLAVÁČ	CZE	26 Feb 97	2:32:50	NR	+ 9:36
24	221	Andrés CHOCHO	ECU	4 Nov 83	2:33:28		+ 10:14
25	246	Brendan BOYCE	IRL	8 Oct 86	2:33:31	SB	+ 10:17 > >
26	255	Daisuke MATSUNAGA	JPN	24 Mar 95	2:33:56		+ 10:42 >
27	264	Marius ŽIUKAS	LTU	29 Jun 85	2:34:16	NR	+ 11:02 > >
28	218	Diego PINZON	COL	12 Feb 85	2:34:26	PB	+ 11:12
29	239	Alexandros PAPAMICHAIL	GRE	18 Sep 88	2:34:48	NR	+ 11:34 ~
30	240	Érick Bernabé BARRONDO	GUA	14 Jun 91	2:35:01		+ 11:47
31	280	Dominik ČERNÝ	SVK	1 Nov 97	2:35:39	PB	+ 12:25 >
32	228	Álvaro LÓPEZ	ESP	24 Mar 99	2:36:20		+ 13:06
33	263	Artur MASTIANICA	LTU	30 Jul 92	2:36:25	PB	+ 13:11
34	237	Karl JUNGHANNß	GER	6 Apr 96	2:38:50		+ 15:36 >
35	259	Georgiy SHEIKO	KAZ	24 Aug 89	2:39:47		+ 16:33 >
36	284	Nick CHRISTIE	USA	29 Sep 91	2:41:08	SB	+ 17:54
37	262	Arnis RUMBENIEKS	LAT	4 Apr 88	2:42:47		+ 19:33
38	278	Marius Iulian COCIORAN	ROU	10 Jul 83	2:43:27		+ 20:13 >

RESULTS
35 Kilometres Race Walk Men

BIB 266 AND 272 PENALTY ZONE TIME ADDED

39	276	Rui COELHO	POR	26 Sep 94	2:44:55	SB	+ 21:41
40	236	Carl DOHMANN	GER	18 May 90	2:45:44		+ 22:30
	220	Jhonatan Javier AMORES CARUA	ECU	29 Aug 98	DNF		
	272	Luis Henry CAMPOS	PER	11 Oct 95	DNF	PZ210	~ > >
	202	Carl GIBBONS	AUS	19 Jun 96	DNF		
	217	José MONTANA	COL	21 Mar 92	DNF		~
	277	João VIEIRA	POR	20 Feb 76	DNF		
	248	Andrea AGRUSTI	ITA	30 Aug 95	DQ	TR54.7.5	> > >
	274	Artur BRZOZOWSKI	POL	29 Mar 85	DQ	TR54.7.5	~ > >
	233	Veli-Matti PARTANEN	FIN	28 Oct 91	DQ	TR54.7.5	~ ~ ~ >
	244	Luis Angel SANCHEZ PÉREZ	GUA	15 Dec 93	DQ	TR54.7.5	~ ~ ~ >
	231	Marc TUR	ESP	30 Nov 94	DQ	TR54.7.5	> > >

NOTE WA Rule PZ210 - 210sec Penalty Zone
WA Rule TR54.7.5 - Fourth red card (when Penalty Zone used)

INTERMEDIATE TIMES

1 KM 3:59 Daisuke MATSUNAGA	2 KM 8:06 Daisuke MATSUNAGA
3 KM 12:11 Daisuke MATSUNAGA	4 KM 16:15 Daisuke MATSUNAGA
5 KM 20:14 Daisuke MATSUNAGA	6 KM 24:17 Daisuke MATSUNAGA
7 KM 28:22 Daisuke MATSUNAGA	8 KM 32:29 Daisuke MATSUNAGA
9 KM 36:32 Daisuke MATSUNAGA	10 KM 40:38 Daisuke MATSUNAGA
11 KM 44:44 Daisuke MATSUNAGA	12 KM 48:48 Daisuke MATSUNAGA
13 KM 52:50 Daisuke MATSUNAGA	14 KM 56:59 Daisuke MATSUNAGA
15 KM 1:01:10 Daisuke MATSUNAGA	16 KM 1:05:18 Daisuke MATSUNAGA
17 KM 1:09:33 Daisuke MATSUNAGA	18 KM 1:13:50 Daisuke MATSUNAGA
19 KM 1:18:10 Daisuke MATSUNAGA	20 KM 1:22:33 Daisuke MATSUNAGA
21 KM 1:26:48 Brian Daniel PINTADO	22 KM 1:30:50 Brian Daniel PINTADO
23 KM 1:34:52 Massimo STANO	24 KM 1:38:59 Perseus KARLSTRÖM
25 KM 1:43:04 Brian Daniel PINTADO	26 KM 1:47:06 Xianghong HE
27 KM 1:51:11 Xianghong HE	28 KM 1:55:16 Brian Daniel PINTADO
29 KM 1:59:20 Massimo STANO	30 KM 2:03:24 Massimo STANO
31 KM 2:07:27 Massimo STANO	32 KM 2:11:31 Massimo STANO
33 KM 2:15:31 Massimo STANO	34 KM 2:19:24 Massimo STANO

2022 OUTDOOR TOP LIST			
RESULT	NAME	VENUE	2022
2:23:14	Massimo STANO (ITA)	Oregon	24 Jul
2:23:15	Masatora KAWANO (JPN)	Oregon	24 Jul
2:23:44	Perseus KARLSTRÖM (SWE)	Oregon	24 Jul
2:24:37	Brian Daniel PINTADO (ECU)	Oregon	24 Jul
2:24:45	Xianghong HE (CHN)	Oregon	24 Jul
2:25:02	Evan DUNFEE (CAN)	Oregon	24 Jul
2:25:14	Caio BONFIM (BRA)	Oregon	24 Jul
2:25:21	Eider ARÉVALO (COL)	Oregon	24 Jul
2:25:29	Tomohiro NODA (JPN)	Oregon	24 Jul
2:25:58	Miguel Ángel LÓPEZ (ESP)	Oregon	24 Jul



RESULTS

4 x 100 Metres Relay Men - Round 1

First 3 of each heat (Q) plus 2 fastest times (q) qualify to Final

RECORDS	RESULT	TEAM	COUNTRY	VENUE	DATE
World Record WR	36.84	Jamaica	JAM	Olympic Stadium, London (GBR)	11 Aug 2012
Championships Record CR	37.04	Jamaica	JAM	DS, Daegu (KOR)	4 Sep 2011
World Leading WL	37.87	United States	USA	Oregon	22 Jul 2022
Area Record AR		National Record NR		Season Best SB	

Heat 1
2
22 July 2022 18:05 START TIME

25° C TEMPERATURE 50 % HUMIDITY

PLACE	TEAM	BIB	LANE	REACTION	RESULT	Q	WL	SB	Fn
1	UNITED STATES	USA	7	0.135	37.87	Q	WL		
	2368 Christian COLEMAN				10.31 (1)				
	2400 Noah LYLES				9.26 (3)	19.57 (1)			
	2381 Elijah HALL				9.26 (2)	28.83 (1)			
	2360 Marvin BRACY				9.04 (2)				
2	GREAT BRITAIN & NI	GBR	4	0.162	38.49	Q			
	1868 Adam GEMILI				10.65 (3)				
	1875 Zharnel HUGHES				9.13 (1)	19.78 (2)			
	1882 Nethaneel MITCHELL-BLAKE				9.44 (3)	29.22 (2)			
	1886 Reece PRESCOD				9.27 (6)				
3	GHANA	GHA	8	0.134	38.58	Q		SB	
	1936 Sean SAFO-ANTWI				10.90 (7)				
	1934 Benjamin AZAMATI				9.55 (7)	20.45 (8)			
	1935 Joseph ODURO MANU				9.21 (1)	29.66 (5)			
	1933 Joseph Paul AMOAH				8.92 (1)				
4	GERMANY	GER	1	0.147	38.83 (.822)				
	1908 Kevin KRANZ				10.77 (6)				
	1900 Joshua HARTMANN				9.44 (6)	20.21 (6)			
	1893 Owen ANSAH				9.55 (5)	29.76 (6)			
	1894 Lucas ANSAH-PEPRAH				9.07 (3)				
5	PR OF CHINA	CHN	5	0.138	38.83 (.825)			SB	
	1676 Xingqiang TANG				10.74 (5)				
	1681 Zhenye XIE				9.17 (2)	19.91 (3)			
	1675 Bingtian SU				9.54 (4)	29.45 (3)			
	1668 Guanfeng CHEN				9.38 (7)				
6	NETHERLANDS	NED	6	0.260	39.07				
	2167 Hensley PAULINA				10.94 (8)				
	2161 Taymir BURNET				9.28 (4)	20.22 (7)			
	2170 Joris VAN GOOL				9.68 (7)	29.90 (7)			
	2160 Raphael BOUJU				9.17 (5)				
	JAPAN	JPN	3	0.112	DQ	TR24.7			
	2067 Ryuichiro SAKAI				10.47 (2)				
	2072 Ryota SUZUKI				9.57 (8)	20.04 (5)			
	2074 Koki UEYAMA				9.59 (6)	29.63 (4)			
	2079 Hiroki YANAGITA				9.15 (4)				
	NIGERIA	NGR	2	0.123	DQ	TR24.7			
	2176 Raymond EKEVWO				10.68 (4)				
	2181 Godson Oke OGHENEBRUME				9.32 (5)	20.00 (4)			
	2184 Udodi Chudi ONWUZURIKE				9.95 (8)	29.95 (8)			
	2175 Favour Oghene Tejiri ASHE								

RESULTS
4 x 100 Metres Relay Men - Round 1

NOTE WA Rule TR24.7 - Passing the baton outside the takeover zone (early / late takeover)

INTERMEDIATE TIMES

100m	10.31 UNITED STATES	200m	19.57 UNITED STATES
300m	28.83 UNITED STATES		

Heat 2 **2**

22 July 2022 18:14 START TIME

25° C TEMPERATURE 50 % HUMIDITY

PLACE	TEAM	BIB	LANE	REACTION	RESULT	SB	Fn
1	FRANCE	FRA	5	0.128	38.09	Q	SB
	1849 Méba Mickaël ZEZE				10.50 (2)		
	1839 Pablo MATEO				9.19 (5)	19.69 (2)	
	1850 Ryan ZEZE				9.33 (1)	29.02 (1)	
	1848 Jimmy VICAUT				9.07 (5)		
2	CANADA	CAN	7	0.148	38.10	Q	SB
	1639 Aaron BROWN				10.51 (3)		
	1638 Jerome BLAKE				9.05 (1)	19.56 (1)	
	1656 Brendon RODNEY				9.53 (3)	29.09 (2)	
	1640 Andre DE GRASSE				9.01 (3)		
3	SOUTH AFRICA	RSA	2	0.135	38.31	Q	SB
	2249 Henricho BRUINTJIES				10.78 (8)		
	2251 Emile ERASMUS				9.06 (2)	19.84 (5)	
	2263 Clarence MUNYAI				9.52 (2)	29.36 (4)	
	2266 Akani SIMBINE				8.95 (2)		
4	JAMAICA	JAM	8	0.135	38.33	q	SB
	2019 Ackeem BLAKE				10.48 (1)		
	2016 Kemar BAILEY-COLE				9.22 (6)	19.70 (3)	
	2030 Conroy JONES				9.62 (5)	29.32 (3)	
	2043 Jelani WALKER				9.01 (3)		
5	BRAZIL	BRA	3	0.110	38.41	q	SB
	1610 Rodrigo DO NASCIMENTO				10.67 (4)		
	1602 Felipe BARDI				9.12 (4)	19.79 (4)	
	1629 Derick SILVA				9.68 (7)	29.47 (6)	
	1604 Erik CARDOSO				8.94 (1)		
6	SPAIN	ESP	6	0.122	38.70		SB
	1760 Bernat CANET				10.75 (7)		
	1779 Pol RETAMAL				9.10 (3)	19.85 (6)	
	1767 Jesús GÓMEZ				9.56 (4)	29.41 (5)	
	1771 Sergio LÓPEZ				9.29 (7)		
7	ITALY	ITA	4	0.134	38.74		SB
	2003 Lorenzo PATTA				10.67 (4)		
	2012 Filippo TORTU				9.26 (7)	19.93 (7)	
	1995 Eseosa Fostine DESALU				9.63 (6)	29.56 (7)	
	1990 Chituru ALI				9.18 (6)		
DNF	DENMARK	DEN	1	0.121	DNF		
	1724 Simon HANSEN				10.72 (6)		
	1730 Frederik SCHOU-NIELSEN						
	1727 Tobias LARSEN						
	1728 Kojo MUSAH						



RESULTS

4 x 100 Metres Relay Men - Round 1

INTERMEDIATE TIMES

100m	10.48 JAMAICA	200m	19.56 CANADA
300m	29.02 FRANCE		

ALL-TIME OUTDOOR TOP LIST				2022 OUTDOOR TOP LIST			
RESULT	TEAM	VENUE	DATE	RESULT	TEAM	VENUE	2022
36.84	JAMAICA (JAM)	Olympic Stadium, London (GBR)	11 Aug 12	37.87	UNITED STATES (USA)	Oregon	22 Jul
37.10	UNITED STATES (USA)	International Stadium, Doha (QAT)	5 Oct 19	37.99	GERMANY (GER)	Universitätsstadion Am Biopark, Regensburg	3 Jun
37.36	GREAT BRITAIN & NI (GBR)	International Stadium, Doha (QAT)	5 Oct 19	38.09	ADIDAS (USA)	Percy Beard Track, Gainesville, FL (USA)	16 Apr
37.43	JAPAN (JPN)	Khalifa International Stadium, Doha (QAT)	5 Oct 19	38.09	FRANCE (FRA)	Oregon	22 Jul
37.50	ITALY (ITA)	National Stadium, Tokyo (JPN)	6 Aug 21	38.10	CANADA (CAN)	Oregon	22 Jul
37.62	TRINIDAD AND TOBAGO (TTO)	Spidastadion, Berlin (GER)	22 Aug 09	38.31	SOUTH AFRICA (RSA)	Oregon	22 Jul
37.64	CANADA (CAN)	Estádio Olímpico, Rio de Janeiro (BRA)	19 Aug 16	38.33	JAMAICA (JAM)	Oregon	22 Jul
37.65	SOUTH AFRICA (RSA)	International Stadium, Doha (QAT)	4 Oct 19	38.35	NIGERIA (NGR)	Samuel Ogbemudia Stadium, Benin City (NG)	25 Jun
37.72	BRAZIL (BRA)	Khalifa International Stadium, Doha (QAT)	5 Oct 19	38.41	BRAZIL (BRA)	Oregon	22 Jul
37.79	FRANCE (FRA)	Poljud Stadion, Split (CRO)	1 Sep 90	38.43	GREAT BRITAIN & NI (GBR)	Městský Stadion, Ostrava (CZE)	31 May
37.79	PR OF CHINA (CHN)	Khalifa International Stadium, Doha (QAT)	4 Oct 19				

RESULTS



4 x 100 Metres Relay Men - Final

RECORDS	RESULT	TEAM	COUNTRY	VENUE	DATE
World Record WR	36.84	Jamaica	JAM	Olympic Stadium, London (GBR)	11 Aug 2012
Championships Record CR	37.04	Jamaica	JAM	DS, Daegu (KOR)	4 Sep 2011
World Leading WL	37.48	Canada	CAN	Oregon	23 Jul 2022
Area Record AR		National Record NR		Season Best SB	

23 July 2022 19:50 START TIME
 25° C TEMPERATURE 43 % HUMIDITY

PLACE	TEAM	BIB	LANE	REACTION	RESULT	FR
1	CANADA	CAN	4	0.147	37.48	WL
	1639 Aaron BROWN				10.45 (2)	
	1638 Jerome BLAKE				8.86 (1)	19.31 (2)
	1656 Brendon RODNEY				9.38 (4)	28.69 (2)
	1640 Andre DE GRASSE				8.79 (2)	
2	UNITED STATES	USA	3	0.112	37.55	SB
	2368 Christian COLEMAN				10.35 (1)	
	2400 Noah LYLES				8.94 (2)	19.29 (1)
	2381 Elijah HALL				9.31 (2)	28.60 (1)
	2360 Marvin BRACY				8.95 (6)	
3	GREAT BRITAIN & NI	GBR	6	0.170	37.83	SB
	1866 Jona EFOLOKO				10.45 (2)	
	1875 Zharnel HUGHES				8.96 (3)	19.41 (3)
	1882 Nethaneel MITCHELL-BLAKE				9.46 (7)	28.87 (3)
	1886 Reece PRESCOD				8.96 (7)	
4	JAMAICA	JAM	2	0.141	38.06	SB
	2019 Ackeem BLAKE				10.58 (5)	
	2020 Yohan BLAKE				9.19 (5)	19.77 (4)
	2039 Oblique SEVILLE				9.38 (4)	29.15 (4)
	2043 Jelani WALKER				8.91 (4)	
5	GHANA	GHA	8	0.127	38.07	NR
	1936 Sean SAFO-ANTWI				10.84 (8)	
	1934 Benjamin AZAMATI				9.04 (4)	19.88 (6)
	1935 Joseph ODURO MANU				9.27 (1)	29.15 (5)
	1933 Joseph Paul AMOAH				8.92 (5)	
6	SOUTH AFRICA	RSA	7	0.179	38.10	SB
	2251 Emile ERASMUS				10.65 (7)	
	2257 Gift LEOTLELA				9.24 (7)	19.89 (7)
	2263 Clarence MUNYAI				9.44 (6)	29.33 (6)
	2266 Akani SIMBINE				8.77 (1)	
7	BRAZIL	BRA	1	0.122	38.25	SB
	1610 Rodrigo DO NASCIMENTO				10.64 (6)	
	1602 Felipe BARDI				9.22 (6)	19.86 (5)
	1629 Derick SILVA				9.50 (8)	29.36 (7)
	1604 Erik CARDOSO				8.89 (3)	
	FRANCE	FRA	5	0.120	DQ	TR24.7
	1849 Méba Mickaël ZEZE				10.52 (4)	
	1839 Pablo MATEO				9.47 (8)	19.99 (8)
	1850 Ryan ZEZE				9.37 (3)	29.36 (7)
	1848 Jimmy VICAUT				8.98 (8)	

NOTE WA Rule TR24.7 - Passing the baton outside the takeover zone (early / late takeover)

INTERMEDIATE TIMES

100m	10.35 UNITED STATES	200m	19.29 UNITED STATES
300m	28.60 UNITED STATES		

Timing by SEIKO

AT-4X1-M-f--1--.RS1..v1

Issued at 19:55 on Saturday, 23 July 2022

1 2

WORLD ATHLETICS PARTNERS



RESULTS
4 x 100 Metres Relay Men - Final

ALL-TIME OUTDOOR TOP LIST				2022 OUTDOOR TOP LIST			
RESULT	TEAM	VENUE	DATE	RESULT	TEAM	VENUE	2022
36.84	JAMAICA (JAM)	Olympic Stadium, London (GBR)	11 Aug 12	37.48	CANADA (CAN)	Oregon	23 Jul
37.10	UNITED STATES (USA)	International Stadium, Doha (QAT)	5 Oct 19	37.55	UNITED STATES (USA)	Oregon	23 Jul
37.36	GREAT BRITAIN & NI (GBR)	International Stadium, Doha (QAT)	5 Oct 19	37.83	GREAT BRITAIN & NI (GBR)	Oregon	23 Jul
37.43	JAPAN (JPN)	Khalifa International Stadium, Doha (QAT)	5 Oct 19	37.99	GERMANY (GER)	Universitätsstadion Am Biopark, Regensburg (GER)	3 Jun
37.48	CANADA (CAN)	Oregon	23 Jul 22	38.06	JAMAICA (JAM)	Oregon	23 Jul
37.50	ITALY (ITA)	National Stadium, Tokyo (JPN)	6 Aug 21	38.07	GHANA (GHA)	Oregon	23 Jul
37.62	TRINIDAD AND TOBAGO (TTO)	Olympiastadion, Berlin (GER)	22 Aug 09	38.09	ADIDAS (USA)	Percy Beard Track, Gainesville, FL (USA)	16 Apr
37.65	SOUTH AFRICA (RSA)	Khalifa International Stadium, Doha (QAT)	4 Oct 19	38.09	FRANCE (FRA)	Oregon	22 Jul
37.72	BRAZIL (BRA)	Khalifa International Stadium, Doha (QAT)	5 Oct 19	38.10	SOUTH AFRICA (RSA)	Oregon	23 Jul
37.79	FRANCE (FRA)	Poljud Stadion, Split (CRO)	1 Sep 90	38.25	BRAZIL (BRA)	Oregon	23 Jul
37.79	PR OF CHINA (CHN)	Khalifa International Stadium, Doha (QAT)	4 Oct 19				

RESULTS

4 x 400 Metres Relay Men - Round 1

First 3 of each heat (Q) plus 2 fastest times (q) qualify to Final

BOTSWANA ADVANCED TO THE FINAL BY THE REFEREE

RECORDS	RESULT	TEAM	COUNTRY	VENUE	DATE
World Record WR	2:54.29	United States	USA	Gottlieb-Daimler Stadion, Stuttgart (GER)	22 Aug 1993
Championships Record CR	2:54.29	United States	USA	Gottlieb-Daimler Stadion, Stuttgart (GER)	22 Aug 1993
World Leading WL	2:57.72	Adidas		Percy Beard Track, Gainesville, FL (USA)	16 Apr 2022
Area Record AR		National Record NR		Season Best SB	

Heat 1 **2**
23 July 2022 17:40 START TIME

25° C TEMPERATURE 45 % HUMIDITY

PLACE	TEAM	BIB	LANE	REACTION	RESULT	Fn
1	UNITED STATES	USA	6	0.164	2:58.96	Q SB
	2379 Elija GODWIN				44.46 (1)	
	2411 Vernon NORWOOD				44.73 (1)	1:29.19 (1)
	2372 Bryce DEADMON				44.48 (1)	2:13.67 (1)
	2353 Trevor BASSITT				45.29 (1)	
2	JAPAN	JPN	5	0.172	3:01.53	Q SB
	2069 Fuga SATO				45.51 (3)	
	2057 Kaito KAWABATA				45.07 (4)	1:30.58 (3)
	2075 Julian Jrummi WALSH				44.99 (2)	2:15.57 (2)
	2064 Yuki Joseph NAKAJIMA				45.96 (3)	
3	JAMAICA	JAM	3	0.222	3:01.59	Q SB
	2021 Akeem BLOOMFIELD				45.38 (2)	
	2035 Jevaghn POWELL				44.97 (3)	1:30.35 (2)
	2017 Karayme BARTLEY				45.27 (4)	2:15.62 (3)
	2023 Anthony COX				45.97 (4)	
4	TRINIDAD AND TOBAGO	TTO	2	0.141	3:02.75	q SB
	2321 Dwight ST. HILLAIRE				45.88 (5)	
	2320 Jereem RICHARDS				44.82 (2)	1:30.70 (4)
	2316 Asa GUEVARA				45.02 (3)	2:15.72 (4)
	2318 Kashief KING				47.03 (5)	
5	NETHERLANDS	NED	7	0.138	3:03.14	SB
	2158 Isayah BOERS				45.81 (4)	
	2156 Terrence AGARD				45.72 (5)	1:31.53 (5)
	2168 Nick SMIDT				45.93 (5)	2:17.46 (5)
	2157 Ramsey ANGELA				45.68 (2)	
6	INDIA	IND	8	0.153	3:07.29	
	1969 Muhammed Anas YAHIIYA				46.15 (6)	
	1967 Muhammed Ajmal VARIYATHODI				46.41 (6)	1:32.56 (6)
	1960 Naganathan PANDI				46.43 (6)	2:18.99 (6)
	1962 Rajesh RAMESH				48.30 (6)	
	SOUTH AFRICA	RSA	4		DNS	

INTERMEDIATE TIMES

400m	44.46 UNITED STATES	800m	1:29.19 UNITED STATES
1200m	2:13.67 UNITED STATES		

RESULTS
4 x 400 Metres Relay Men - Round 1
BOTSWANA ADVANCED TO THE FINAL BY THE REFEREE
Heat 2 **2**
23 July 2022 17:52 START TIME

25° C TEMPERATURE 44 % HUMIDITY

PLACE	TEAM	BIB	LANE	REACTION	RESULT	Q	SB	NR	Fn
1	BELGIUM	BEL	4	0.192	3:01.96	Q	SB		
	1586 Julien WATRIN				46.07 (2)				
	1571 Dylan BORLÉE				44.94 (3)			1:31.01 (1)	
	1583 Jonathan SACOOR				45.79 (2)			2:16.80 (1)	
	1572 Kevin BORLÉE				45.16 (4)				
2	CZECH REPUBLIC	CZE	5	0.120	3:02.42	Q		NR	
	1715 Matěj KRSEK				46.80 (6)				
	1716 Pavel MASLÁK				44.73 (1)			1:31.53 (3)	
	1711 Michal DESEŇSKÝ				45.85 (3)			2:17.38 (2)	
	1719 Patrik ŠORM				45.04 (3)				
3	POLAND	POL	1	0.176	3:02.51	Q	SB		
	2223 Maksymilian KLEPACKI				46.85 (7)				
	2233 Karol ZALEWSKI				45.10 (4)			1:31.95 (4)	
	2228 Mateusz RZEŹNICZAK				45.88 (4)			2:17.83 (3)	
	2220 Kajetan DUSZYŃSKI				44.68 (1)				
4	FRANCE	FRA	8	0.163	3:03.13	q	SB		
	1834 Thomas JORDIER				46.16 (3)				
	1843 Loïc PREVOT				44.93 (2)			1:31.09 (2)	
	1825 Simon BOYPA				47.03 (7)			2:18.12 (5)	
	1821 Téo ANDANT				45.01 (2)				
5	ITALY	ITA	3	0.155	3:03.43			SB	
	1991 Lorenzo BENATI				46.64 (5)				
	1989 Vladimír ACETI				45.75 (5)			1:32.39 (6)	
	2001 Brayan LOPEZ				45.73 (1)			2:18.12 (4)	
	2009 Edoardo SCOTTI				45.31 (5)				
6	GERMANY	GER	6	0.161	3:04.21				
	1921 Marvin SCHLEGEL				46.40 (4)				
	1920 Manuel SANDERS				45.79 (6)			1:32.19 (5)	
	1907 Marc KOCH				46.04 (5)			2:18.23 (6)	
	1922 Patrick SCHNEIDER				45.98 (7)				
7	BOTSWANA	BOT	7	0.176	3:07.32	qR			
	1594 Isaac MAKWALA				45.63 (1)				
	1596 Zibane NGOZI				49.22 (7)			1:34.85 (7)	
	1593 Keitumetse MAITSEO				46.61 (6)			2:21.46 (7)	
	1598 Leungo SCOTCH				45.86 (6)				
	DOMINICAN REPUBLIC	DOM	2		DNS				

INTERMEDIATE TIMES

400m	45.63 BOTSWANA	800m	1:31.01 BELGIUM
1200m	2:16.80 BELGIUM		

ALL-TIME OUTDOOR TOP LIST

RESULT	TEAM	VENUE	DATE
2:54.29	UNITED STATES (USA)	g-Daimler Stadion, Stuttgart (GER)	22 Aug 93
2:56.60	GREAT BRITAIN & NI (GBR)	: Stadium, Atlanta, GA (USA)	3 Aug 96
2:56.72	BAHAMAS (BAH)	Olympic Stadium, London (GBR)	10 Aug 12
2:56.75	JAMAICA (JAM)	Olympic Stadium, Athina (GRE)	10 Aug 97
2:57.18	NETHERLANDS (NED)	National Stadium, Tokyo (JPN)	7 Aug 21
2:57.27	BOTSWANA (BOT)	National Stadium, Tokyo (JPN)	7 Aug 21
2:57.88	BELGIUM (BEL)	National Stadium, Tokyo (JPN)	7 Aug 21
2:58.00	POLAND (POL)	New York, NY (USA)	22 Jul 98
2:58.12	TRINIDAD AND TOBAGO (TTO)	c Stadium, London (GBR)	13 Aug 17
2:58.56	BRAZIL (BRA)	Winnipeg (CAN)	30 Jul 99

2022 OUTDOOR TOP LIST

RESULT	TEAM	VENUE	2022
2:58.53	FLORIDA (USA)	Percy Beard Track, Gainesville, FL (USA)	16 Apr
2:58.96	UNITED STATES (USA)	Oregon	23 Jul
3:00.98	DOMINICAN REPUBLIC (DOM)	La Nucia (ESP)	22 May
3:01.53	JAPAN (JPN)	Oregon	23 Jul
3:01.59	JAMAICA (JAM)	Oregon	23 Jul
3:01.96	BELGIUM (BEL)	Oregon	23 Jul
3:02.42	CZECH REPUBLIC (CZE)	Oregon	23 Jul
3:02.51	POLAND (POL)	Oregon	23 Jul
3:02.75	TRINIDAD AND TOBAGO (TTO)	Oregon	23 Jul
3:03.13	FRANCE (FRA)	Oregon	23 Jul

Timing by SEIKO

AT-4X4-M-h----.RS6..v3

Issued at 20:01 on Sunday, 24 July 2022

2 **3**

WORLD ATHLETICS PARTNERS



RESULTS

4 x 400 Metres Relay Men - Final



RECORDS	RESULT	TEAM	COUNTRY	VENUE	DATE
World Record WR	2:54.29	United States	USA	Gottlieb-Daimler Stadion, Stuttgart (GER)	22 Aug 1993
Championships Record CR	2:54.29	United States	USA	Gottlieb-Daimler Stadion, Stuttgart (GER)	22 Aug 1993
World Leading WL	2:56.17	United States	USA	Oregon	24 Jul 2022
Area Record AR		National Record NR		Season Best SB	

24 July 2022 19:35 START TIME 31° C 41 %
TEMPERATURE HUMIDITY

PLACE	TEAM	BIB	LANE	REACTION	RESULT	Fr
1	UNITED STATES	USA	6	0.179	2:56.17	WL
	2379 Elija GODWIN				44.28 (1)	
	2410 Michael NORMAN				43.64 (1)	1:27.92 (1)
	2372 Bryce DEADMON				43.82 (1)	2:11.74 (1)
	2351 Champion ALLISON				44.43 (5)	
2	JAMAICA	JAM	8	0.190	2:58.58	SB
	2021 Akeem BLOOMFIELD				45.86 (6)	
	2014 Nathon ALLEN				43.95 (3)	1:29.81 (3)
	2035 Jevaughn POWELL				44.79 (4)	2:14.60 (2)
	2041 Christopher TAYLOR				43.98 (2)	
3	BELGIUM	BEL	5	0.145	2:58.72	SB
	1571 Dylan BORLÉE				45.44 (2)	
	1586 Julien WATRIN				44.54 (5)	1:29.98 (4)
	1579 Alexander DOOM				44.67 (3)	2:14.65 (3)
	1572 Kevin BORLÉE				44.07 (3)	
4	JAPAN	JPN	3	0.165	2:59.51	AR
	2069 Fuga SATO				45.73 (5)	
	2057 Kaito KAWABATA				45.19 (8)	1:30.92 (6)
	2075 Julian Jrummi WALSH				43.91 (2)	2:14.83 (4)
	2064 Yuki Joseph NAKAJIMA				44.68 (7)	
5	TRINIDAD AND TOBAGO	TTO	9	0.165	3:00.03	SB
	2321 Dwight ST. HILLAIRE				45.89 (7)	
	2320 Jereem RICHARDS				43.87 (2)	1:29.76 (2)
	2319 Shakeem MC KAY				46.16 (9)	2:15.92 (5)
	2316 Asa GUEVARA				44.11 (4)	
6	BOTSWANA	BOT	1	0.165	3:00.14	PB
	1596 Zibane NGOZI				45.71 (4)	
	1598 Leungo SCOTCH				45.28 (9)	1:30.99 (7)
	1594 Isaac MAKWALA				45.20 (5)	2:16.19 (6)
	1595 Bayapo NDORI				43.95 (1)	
7	FRANCE	FRA	2	0.136	3:01.35	SB
	1834 Thomas JORDIER				45.54 (3)	
	1843 Loïc PREVOT				44.70 (6)	1:30.24 (5)
	1825 Simon BOYPA				46.13 (8)	2:16.37 (7)
	1821 Téo ANDANT				44.98 (8)	
8	CZECH REPUBLIC	CZE	4	0.124	3:01.63	NR
	1715 Matěj KRSEK				46.21 (8)	
	1716 Pavel MASLÁK				44.85 (7)	1:31.06 (8)
	1711 Michal DESENSKÝ				45.92 (6)	2:16.98 (8)
	1719 Patrik ŠORM				44.65 (6)	
9	POLAND	POL	7	0.162	3:02.51	SB
	2223 Maksymilian KLEPACKI				46.69 (9)	
	2233 Karol ZALEWSKI				44.49 (4)	1:31.18 (9)
	2228 Mateusz RZEŹNICZAK				46.08 (7)	2:17.26 (9)
	2220 Kajetan DUSZYŃSKI				45.25 (9)	

RESULTS

4 x 400 Metres Relay Men - Final

INTERMEDIATE TIMES

400m	44.28 UNITED STATES	800m	1:27.92 UNITED STATES
1200m	2:11.74 UNITED STATES		

ALL-TIME OUTDOOR TOP LIST				2022 OUTDOOR TOP LIST			
RESULT	TEAM	VENUE	DATE	RESULT	TEAM	VENUE	2022
2:54.29	UNITED STATES (USA)	↳Daimler Stadion, Stuttgart (GER)	22 Aug 93	2:56.17	UNITED STATES (USA)	Oregon	24 Jul
2:56.60	GREAT BRITAIN & NI (GBR)	: Stadium, Atlanta, GA (USA)	3 Aug 96	2:58.53	FLORIDA (USA)	Percy Beard Track, Gainesville, FL (USA)	16 Apr
2:56.72	BAHAMAS (BAH)	Olympic Stadium, London (GBR)	10 Aug 12	2:58.58	JAMAICA (JAM)	Oregon	24 Jul
2:56.75	JAMAICA (JAM)	Olympic Stadium, Athina (GRE)	10 Aug 97	2:58.72	BELGIUM (BEL)	Oregon	24 Jul
2:57.18	NETHERLANDS (NED)	National Stadium, Tokyo (JPN)	7 Aug 21	2:59.51	JAPAN (JPN)	Oregon	24 Jul
2:57.27	BOTSWANA (BOT)	National Stadium, Tokyo (JPN)	7 Aug 21	3:00.03	TRINIDAD AND TOBAGO (TTO)	Oregon	24 Jul
2:57.88	BELGIUM (BEL)	National Stadium, Tokyo (JPN)	7 Aug 21	3:00.14	BOTSWANA (BOT)	Oregon	24 Jul
2:58.00	POLAND (POL)	New York, NY (USA)	22 Jul 98	3:00.98	DOMINICAN REPUBLIC (DOM)	La Nucia (ESP)	22 May
2:58.12	TRINIDAD AND TOBAGO (TTO)	c Stadium, London (GBR)	13 Aug 17	3:01.35	FRANCE (FRA)	Oregon	24 Jul
2:58.56	BRAZIL (BRA)	Winnipeg (CAN)	30 Jul 99	3:01.63	CZECH REPUBLIC (CZE)	Oregon	24 Jul


RESULTS





100 Metres Women - Round 1

First 3 of each heat (Q) plus 3 fastest times (q) qualify to Semi-Final

RECORDS	RESULT	NAME	COUNTRY	AGE	VENUE	DATE
World Record WR	10.49	Florence GRIFFITH-JOYNER	USA	29	Indianapolis, IN (USA)	16 Jul 1988
Championships Record CR	10.70	Marion JONES	USA	24	La Cartuja, Sevilla (ESP)	22 Aug 1999
World Leading WL	10.67	Shelly-Ann FRASER-PRYCE	JAM	36	Moi International Sports Centre, Kasaran	7 May 2022
World Leading WL	10.67	Shelly-Ann FRASER-PRYCE	JAM	36	Stade Charléty, Paris (FRA)	18 Jun 2022

Area Record AR	National Record NR	Personal Best PB	Season Best SB
Heat 1	7	16 July 2022	17:10 START TIME
		23° C TEMPERATURE	66 % HUMIDITY
			+0.7m/s WIND

PLACE	BIB	NAME	COUNTRY	DATE of BIRTH	LANE	RESULT	REACTION	Fn
1	840	Shericka JACKSON	JAM	16 Jul 94	2	11.02	Q 0.137	
2	993	Zoe HOBBS	NZL	11 Sep 97	7	11.08 (.071)	Q AR 0.151	
3	447	Anthonique STRACHAN	BAH	22 Aug 93	3	11.08 (.077)	Q 0.147	
4	698	Imani LANSIQUOT	GBR	17 Dec 97	8	11.24	0.135	
5	536	 Xiaojing LIANG	CHN	7 Apr 97	5	11.25	0.132	
6	894	Olga SAFRONOVA	KAZ	5 Nov 91	6	11.65	0.125	
7	918	Mudhawi ALSHAMMARI	KUW	25 Apr 98	4	11.91	0.148	

NOTE  BIB 536 (Xiaojing LIANG) - Yellow Card

Heat 2	7	16 July 2022	17:17 START TIME
		23° C TEMPERATURE	66 % HUMIDITY
			-0.2m/s WIND

PLACE	BIB	NAME	COUNTRY	DATE of BIRTH	LANE	RESULT	REACTION	Fn
1	836	Shelly-Ann FRASER-PRYCE	JAM	27 Dec 86	2	10.87	Q 0.146	
2	704	Daryll NEITA	GBR	29 Aug 96	5	10.95 (.944)	Q SB 0.153	
3	746	Gina LÜCKENKEMPER	GER	21 Nov 96	7	11.09 (.081)	Q 0.195	
4	444	TyNia GAITHER	BAH	16 Mar 93	8	11.16 (.157)	q 0.119	
5	530	Manqi GE	CHN	13 Oct 97	3	11.17	q 0.123	
6	1063	Fatmata AWOLO	SLE	5 Feb 00	6	11.77	0.134	
7	1062	Amya CLARKE	SKN	10 Sep 99	4	11.98	0.149	

Heat 3	7	16 July 2022	17:24 START TIME
		23° C TEMPERATURE	66 % HUMIDITY
			+0.2m/s WIND

PLACE	BIB	NAME	COUNTRY	DATE of BIRTH	LANE	RESULT	REACTION	Fn
1	855	Elaine THOMPSON-HERAH	JAM	28 Jun 92	7	11.15	Q 0.143	
2	970	Nzubechi Grace NWOKOCHA	NGR	7 Apr 01	6	11.16 (.158)	Q 0.163	
3	808	Zaynab DOSSO	ITA	12 Sep 99	2	11.26	Q 0.146	
4	401	Joella LLOYD	ANT	12 Apr 02	3	11.27	0.159	
5	799	Diana VAISMAN	ISR	23 Jul 98	5	11.29 (.282)	0.148	
6	496	Crystal EMMANUEL	CAN	27 Nov 91	8	11.48	0.122	
7	917	Yasmeen ALDABBAGH	KSA	22 Sep 97	4	13.21	0.143	

RESULTS
100 Metres Women - Round 1

Heat 4 7 16 July 2022 17:31 START TIME 23° C TEMPERATURE 66 % HUMIDITY +0.8m/s WIND

PLACE	BIB	NAME	COUNTRY	DATE OF BIRTH	LANE	RESULT	REACTION	Fn
1	554	Marie-Josée TA LOU	CIV	18 Nov 88	7	10.92	Q SB	0.152
2	1211	Twanisha TERRY	USA	24 Jan 99	3	10.95 (.944)	Q	0.137
3	846	Kemba NELSON	JAM	23 Feb 00	5	11.10	Q	0.133
4	1049	Carina HORN	RSA	9 Mar 89	6	11.29 (.288)		0.126
5	1079	Géraldine FREY	SUI	19 Jun 97	2	11.30 (.297)		0.125
6	928	Patrizia VAN DER WEKEN	LUX	12 Nov 99	4	11.34		0.138
7	942	Ka'Alieena BIEN	MHL	29 Oct 04	8	14.71	PB	0.142

Heat 5 7 16 July 2022 17:38 START TIME 23° C TEMPERATURE 66 % HUMIDITY +1.2m/s WIND

PLACE	BIB	NAME	COUNTRY	DATE OF BIRTH	LANE	RESULT	REACTION	Fn
1	681	Dina ASHER-SMITH	GBR	4 Dec 95	6	10.84	Q SB	0.132
2	923	Julien ALFRED	LCA	10 Jun 01	5	11.05	Q	0.147
3	978	Aminatou SEYNI	NIG	24 Oct 96	3	11.09 (.081)	Q	0.187
4	551	Murielle AHOURE-DEMPS	CIV	23 Aug 87	4	11.16 (.158)	q	0.122
5	482	Vitoria Cristina ROSA	BRA	12 Jan 96	7	11.20		0.154
6	725	Alexandra BURGHARDT	GER	28 Apr 94	8	11.29 (.286)	SB	0.128
7	1043	Hereiti BERNARDINO	PYF	21 May 93	2	12.90	SB	0.168

Heat 6 7 16 July 2022 17:45 START TIME 23° C TEMPERATURE 66 % HUMIDITY +0.1m/s WIND

PLACE	BIB	NAME	COUNTRY	DATE OF BIRTH	LANE	RESULT	REACTION	Fn
1	1171	Aleia HOBBS	USA	24 Feb 96	6	11.04	Q	0.124
2	1109	Michelle-Lee AHYE	TTO	10 Apr 92	4	11.18	Q	0.118
3	488	Edidiong Ofinome ODIONG	BRN	13 Mar 97	8	11.28	Q	0.175
4	492	Khamica BINGHAM	CAN	15 Jun 94	5	11.30 (.297)		0.130
5	1077	Ajla DEL PONTE	SUI	15 Jul 96	7	11.41		0.110
6	775	Jasmine ABRAMS	GUY	14 Mar 94	2	11.55		0.135
7	979	Zarinae SAPONG	NMI	27 Jan 98	3	12.98	PB	0.229

Heat 7 7 16 July 2022 17:52 START TIME 23° C TEMPERATURE 66 % HUMIDITY -0.1m/s WIND

PLACE	BIB	NAME	COUNTRY	DATE OF BIRTH	LANE	RESULT	REACTION	Fn
1	1084	Mujinga KAMBUNDJI	SUI	17 Jun 92	7	10.97	Q	0.124
2	1175	Melissa JEFFERSON	USA	21 Feb 01	5	11.03	Q	0.127
3	1024	Ewa SWOBODA	POL	26 Jul 97	8	11.07	Q	0.119
4	430	Bree MASTERS	AUS	24 Jun 95	6	11.29 (.283)	PB	0.117
5	618	Maria Isabel PÉREZ	ESP	1 Mar 93	4	11.30 (.293)		0.159
6	1028	Lorène Dorcas BAZOLO	POR	4 May 83	2	11.44		0.127
7	1071	Jovita ARUNIA	SOL	19 Apr 02	3	13.15	PB	0.125



RESULTS
100 Metres Women - Round 1

ALL-TIME OUTDOOR TOP LIST				2022 OUTDOOR TOP LIST			
RESULT	NAME	VENUE	DATE	RESULT	NAME	VENUE	2022
10.49	Florence GRIFFITH-JOYNER (USA)	Indianapolis, IN (USA)	16 Jul 88	10.67	Shelly-Ann FRASER-PRYCE (JAM)	National Sports Centre, Kasarani	7 May
10.54	Elaine THOMPSON-HERAH (JAM)	Hayward Field, Eugene, OR (USA)	21 Aug 21	10.77	Shericka JACKSON (JAM)	National Stadium, Kingston (JAM)	24 Jun
10.60	Shelly-Ann FRASER-PRYCE (JAM)	Stade de Pontaise, Lausanne	26 Aug 21	10.79	Elaine THOMPSON-HERAH (JAM)	Hayward Field, Eugene, OR (USA)	28 May
10.64	Carmelita JETER (USA)	Shanghai (CHN)	20 Sep 09	10.81	Julien ALFRED (LCA)	Harry & Linda Fuller T&F Complex, Lubbock	14 May
10.65	Marion JONES (USA)	SGJ, Johannesburg (RSA)	12 Sep 98	10.81	Aleia HOBBS (USA)	Hayward Field, Eugene, OR (USA)	24 Jun
10.72	Sha'Carri RICHARDSON (USA)	Complex, Miramar, FL (USA)	10 Apr 21	10.82	Melissa JEFFERSON (USA)	Hayward Field, Eugene, OR (USA)	24 Jun
10.73	Christine ARRON (FRA)	Népstadion, Budapest (HUN)	19 Aug 98	10.84	Dina ASHER-SMITH (GBR)	Hayward Field, Eugene, OR (USA)	16 Jul
10.74	Merlene OTTEY (JAM)	Arena Civica, Milano (ITA)	7 Sep 96	10.85	Sha'Carri RICHARDSON (USA)	Madison Square Garden Stadium, New York, NY (USA)	12 Jun
10.74	English GARDNER (USA)	Hayward Field, Eugene, OR (USA)	3 Jul 16	10.87	Cambrea STURGIS (USA)	Wesley T. Johnson Track, Greensboro, NC	23 Apr
10.75	Kerron STEWART (JAM)	Stadio Olimpico, Roma (ITA)	10 Jul 09	10.87	Twanisha TERRY (USA)	Hayward Field, Eugene, OR (USA)	24 Jun

RESULTS

100 Metres Women - Semi-Final

First 2 of each heat (Q) plus 2 fastest times (q) qualify to Final

RECORDS	RESULT	NAME	COUNTRY	AGE	VENUE	DATE
World Record WR	10.49	Florence GRIFFITH-JOYNER	USA	29	Indianapolis, IN (USA)	16 Jul 1988
Championships Record CR	10.70	Marion JONES	USA	24	La Cartuja, Sevilla (ESP)	22 Aug 1999
World Leading WL	10.67	Shelly-Ann FRASER-PRYCE	JAM	36	Moi International Sports Centre, Kasaran	7 May 2022
World Leading WL	10.67	Shelly-Ann FRASER-PRYCE	JAM	36	Stade Charléty, Paris (FRA)	18 Jun 2022
Area Record AR		National Record NR		Personal Best PB		Season Best SB

Heat 1		3	17 July 2022	17:33 START TIME	25° C TEMPERATURE	44 % HUMIDITY	-0.2m/s WIND	
PLACE	BIB	NAME	COUNTRY	DATE of BIRTH	LANE	RESULT	REACTION	Fn
1	840	Shericka JACKSON	JAM	16 Jul 94	6	10.84	Q	0.128
2	681	Dina ASHER-SMITH	GBR	4 Dec 95	3	10.89	Q	0.143
3	1211	Twanisha TERRY	USA	24 Jan 99	4	11.04		0.150
4	970	Nzubechi Grace NWOKOCHA	NGR	7 Apr 01	8	11.16		0.139
5	978	Aminatou SEYNI	NIG	24 Oct 96	7	11.21		0.194
6	846	Kemba NELSON	JAM	23 Feb 00	2	11.25 (.242)		0.159
7	551	Murielle AHOURÉ-DEMPS	CIV	23 Aug 87	1	11.25 (.243)		0.123
	923	Julien ALFRED	LCA	10 Jun 01	5	DQ TR16.8		0.095 F1
NOTE WA Rule TR16.8 - False start								

Heat 2		3	17 July 2022	17:41 START TIME	25° C TEMPERATURE	44 % HUMIDITY	-0.2m/s WIND	
PLACE	BIB	NAME	COUNTRY	DATE of BIRTH	LANE	RESULT	REACTION	Fn
1	855	Elaine THOMPSON-HERAH	JAM	28 Jun 92	6	10.82	Q	0.128
2	554	Marie-Josée TA LOU	CIV	18 Nov 88	5	10.87	Q SB	0.159
3	1175	Melissa JEFFERSON	USA	21 Feb 01	4	10.92	q	0.140
4	1084	Mujinga KAMBUNDJI	SUI	17 Jun 92	3	10.96	q	0.131
5	447	Anthonique STRACHAN	BAH	22 Aug 93	8	10.98	PB	0.119
6	1024	Ewa SWOBODA	POL	26 Jul 97	7	11.08 (.072)		0.126
7	530	Manqi GE	CHN	13 Oct 97	2	11.13 (.126)		0.132
8	488	Edidiong Ofinome ODIONG	BRN	13 Mar 97	1	11.56		0.158

Heat 3		3	17 July 2022	17:49 START TIME	25° C TEMPERATURE	44 % HUMIDITY	+0.4m/s WIND	
PLACE	BIB	NAME	COUNTRY	DATE of BIRTH	LANE	RESULT	REACTION	Fn
1	836	Shelly-Ann FRASER-PRYCE	JAM	27 Dec 86	4	10.93	Q	0.153
2	1171	Aleia HOBBS	USA	24 Feb 96	5	10.95	Q	0.160
3	704	Daryll NEITA	GBR	29 Aug 96	3	10.97		0.157
4	746	Gina LÜCKENKEMPER	GER	21 Nov 96	7	11.08 (.080)		0.182
5	993	Zoe HOBBS	NZL	11 Sep 97	6	11.13 (.124)		0.151
6	1109	Michelle-Lee AHYE	TTO	10 Apr 92	8	11.24		0.120
7	808	Zaynab DOSSO	ITA	12 Sep 99	1	11.28		0.163
	444	TyNia GAITHER	BAH	16 Mar 93	2	DQ TR16.8		0.093 F1
NOTE WA Rule TR16.8 - False start								

RESULTS

100 Metres Women - Semi-Final

ALL-TIME OUTDOOR TOP LIST				2022 OUTDOOR TOP LIST			
RESULT	NAME	VENUE	DATE	RESULT	NAME	VENUE	2022
10.49	Florence GRIFFITH-JOYNER (USA)	Indianapolis, IN (USA)	16 Jul 88	10.67	Shelly-Ann FRASER-PRYCE (JAM)	National Sports Centre, Kasarani	7 May
10.54	Elaine THOMPSON-HERAH (JAM)	Hayward Field, Eugene, OR (USA)	21 Aug 21	10.77	Shericka JACKSON (JAM)	National Stadium, Kingston (JAM)	24 Jun
10.60	Shelly-Ann FRASER-PRYCE (JAM)	Stade de Pontaise, Lausanne	26 Aug 21	10.79	Elaine THOMPSON-HERAH (JAM)	Hayward Field, Eugene, OR (USA)	28 May
10.64	Carmelita JETER (USA)	Shanghai (CHN)	20 Sep 09	10.81	Julien ALFRED (LCA)	Harry & Linda Fuller T&F Complex, Lubbock	14 May
10.65	Marion JONES (USA)	SGJ, Johannesburg (RSA)	12 Sep 98	10.81	Aleia HOBBS (USA)	Hayward Field, Eugene, OR (USA)	24 Jun
10.72	Sha'Carri RICHARDSON (USA)	Complex, Miramar, FL (USA)	10 Apr 21	10.82	Melissa JEFFERSON (USA)	Hayward Field, Eugene, OR (USA)	24 Jun
10.73	Christine ARRON (FRA)	Népstadion, Budapest (HUN)	19 Aug 98	10.84	Dina ASHER-SMITH (GBR)	Hayward Field, Eugene, OR (USA)	16 Jul
10.74	Merlene OTTEY (JAM)	Arena Civica, Milano (ITA)	7 Sep 96	10.85	Sha'Carri RICHARDSON (USA)	Madison Square Garden Stadium, New York, NY (USA)	12 Jun
10.74	English GARDNER (USA)	Hayward Field, Eugene, OR (USA)	3 Jul 16	10.87	Cambrea STURGIS (USA)	Wesley T. Johnson Track, Greensboro, NC	23 Apr
10.75	Kerron STEWART (JAM)	Stadio Olimpico, Roma (ITA)	10 Jul 09	10.87	Twanisha TERRY (USA)	Hayward Field, Eugene, OR (USA)	24 Jun
				10.87	Marie-Josée TA LOU (CIV)	Hayward Field, Eugene, OR (USA)	17 Jul

RESULTS

100 Metres Women - Final



RECORDS	RESULT	NAME	COUNTRY	AGE	VENUE	DATE
World Record WR	10.49	Florence GRIFFITH-JOYNER	USA	29	Indianapolis, IN (USA)	16 Jul 1988
Championships Record CR	10.67	Shelly-Ann FRASER-PRYCE	JAM	36	Oregon	17 Jul 2022
World Leading WL	10.67	Shelly-Ann FRASER-PRYCE	JAM	36	Moi International Sports Centre, Kasaran	7 May 2022
World Leading WL	10.67	Shelly-Ann FRASER-PRYCE	JAM	36	Stade Charléty, Paris (FRA)	18 Jun 2022
Area Record AR		National Record NR		Personal Best PB		Season Best SB

17 July 2022 19:50 START TIME
25° C
 TEMPERATURE  **44 %**
 HUMIDITY

 **+0.8m/s**
 WIND

PLACE	BIB	NAME	COUNTRY	DATE of BIRTH	LANE	RESULT	REACTION	Fn
1	836	Shelly-Ann FRASER-PRYCE	JAM	27 Dec 86	6	10.67	CR 0.137	
2	840	Shericka JACKSON	JAM	16 Jul 94	3	10.73	PB 0.134	
3	855	Elaine THOMPSON-HERAH	JAM	28 Jun 92	4	10.81	0.149	
4	681	Dina ASHER-SMITH	GBR	4 Dec 95	8	10.83	NR 0.116	
5	1084	Mujinga KAMBUNDJI	SUI	17 Jun 92	1	10.91	0.122	
6	1171	Aleia HOBBS	USA	24 Feb 96	7	10.92	0.145	
7	554	Marie-Josée TA LOU	CIV	18 Nov 88	5	10.93	0.150	
8	1175	Melissa JEFFERSON	USA	21 Feb 01	2	11.03	0.136	

ALL-TIME OUTDOOR TOP LIST

RESULT	NAME	VENUE	DATE
10.49	Florence GRIFFITH-JOYNER (USA)	Indianapolis, IN (USA)	16 Jul 88
10.54	Elaine THOMPSON-HERAH (JAM)	Hayward Field, Eugene, OR (USA)	21 Aug 21
10.60	Shelly-Ann FRASER-PRYCE (JAM)	Pontaise, Lausanne	26 Aug 21
10.64	Carmelita JETER (USA)	Shanghai (CHN)	20 Sep 09
10.65	Marion JONES (USA)	SGJ, Johannesburg (RSA)	12 Sep 98
10.72	Sha'Carri RICHARDSON (USA)	Complex, Miramar, FL (USA)	10 Apr 21
10.73	Christine ARRON (FRA)	Népstadion, Budapest (HUN)	19 Aug 98
10.73	Shericka JACKSON (JAM)	Oregon	17 Jul 22
10.74	Merlene OTTEY (JAM)	Arena Civica, Milano (ITA)	7 Sep 96
10.74	English GARDNER (USA)	Hayward Field, Eugene, OR (USA)	3 Jul 16

2022 OUTDOOR TOP LIST

RESULT	NAME	VENUE	2022
10.67	Shelly-Ann FRASER-PRYCE (JAM)	Moi International Sports Centre, Kasaran	7 May
10.73	Shericka JACKSON (JAM)	Oregon	17 Jul
10.79	Elaine THOMPSON-HERAH (JAM)	Hayward Field, Eugene, OR (USA)	28 May
10.81	Julien ALFRED (LCA)	Merriam & Linda Fuller T&F Complex, Lubbock	14 May
10.81	Aleia HOBBS (USA)	Hayward Field, Eugene, OR (USA)	24 Jun
10.82	Melissa JEFFERSON (USA)	Hayward Field, Eugene, OR (USA)	24 Jun
10.83	Dina ASHER-SMITH (GBR)	Oregon	17 Jul
10.85	Sha'Carri RICHARDSON (USA)	MetLife Stadium, New York, NY (USA)	12 Jun
10.87	Cambrea STURGIS (USA)	James T. Johnson Track, Greensboro, NC	23 Apr
10.87	Twanisha TERRY (USA)	Hayward Field, Eugene, OR (USA)	24 Jun
10.87	Marie-Josée TA LOU (CIV)	Oregon	17 Jul



RESULTS



200 Metres Women - Round 1

First 3 of each heat (Q) plus 6 fastest times (q) qualify to Semi-Final

RECORDS	RESULT	NAME	COUNTRY	AGE	VENUE	DATE
World Record WR	21.34	Florence GRIFFITH-JOYNER	USA	29	Olympic Stadium, Jamsil, Seoul (KOR)	29 Sep 1988
Championships Record CR	21.63	Dafne SCHIPPERS	NED	23	National Stadium, Beijing (CHN)	28 Aug 2015
World Leading WL	21.55	Shericka JACKSON	JAM	28	National Stadium, Kingston (JAM)	26 Jun 2022
Area Record AR		National Record NR		Personal Best PB		Season Best SB

Heat 1 **6** 18 July 2022 18:00 START TIME 26° C TEMPERATURE 44 % HUMIDITY +2.5m/s WIND

PLACE	BIB	NAME	COUNTRY	DATE OF BIRTH	LANE	RESULT	REACTION	Fn
1	840	Shericka JACKSON	JAM	16 Jul 94	5	22.33 Q	0.164	
2	600	Gabriela Anahi SUAREZ	ECU	2 Feb 01	2	22.56 (.559) Q	0.129	
3	814	Dalia KADDARI	ITA	23 Mar 01	4	22.75 Q	0.143	
4	764	Jessica-Bianca WESSOLLY	GER	11 Dec 96	6	22.87 q	0.159	
5	968	Rosemary CHUKWUMA	NGR	5 Dec 01	3	22.93 q	0.189	
6	488	Edidiong Ofinome ODIONG	BRN	13 Mar 97	8	22.98 q	0.157	
7	894	Olga SAFRONOVA	KAZ	5 Nov 91	7	23.50	0.108	

INTERMEDIATE TIMES
100 m 11.31 Shericka JACKSON

Heat 2 **6** 18 July 2022 18:08 START TIME 26° C TEMPERATURE 44 % HUMIDITY -0.2m/s WIND

PLACE	BIB	NAME	COUNTRY	DATE OF BIRTH	LANE	RESULT	REACTION	Fn
1	946	Beatrice MASILINGI	NAM	10 Apr 03	6	22.27 (.269) Q SB	0.150	
2	855	Elaine THOMPSON-HERAH	JAM	28 Jun 92	8	22.41 Q	0.153	
3	586	Ida KARSTOFT	DEN	29 Oct 95	4	22.85 Q	0.152	
4	401	Joella LLOYD	ANT	12 Apr 02	5	22.99 q	0.196	
5	738	Sophia JUNK	GER	1 Mar 99	3	23.27 (.263) SB	0.138	
6	1028	Lorène Dorcas BAZOLO	POR	4 May 83	2	23.41	0.159	
7	652	Anniina KORTETMAA	FIN	9 Jan 95	7	23.51	0.140	
8	480	Lorraine MARTINS	BRA	4 Apr 00	1	23.60	0.119	

INTERMEDIATE TIMES
100 m 11.40 Elaine THOMPSON-HERAH

Heat 3 **6** 18 July 2022 18:15 START TIME 26° C TEMPERATURE 43 % HUMIDITY +1.1m/s WIND

PLACE	BIB	NAME	COUNTRY	DATE OF BIRTH	LANE	RESULT	REACTION	Fn
1	978	Aminatou SEYNI	NIG	24 Oct 96	6	21.98 Q NR	0.174	
2	836	Shelly-Ann FRASER-PRYCE	JAM	27 Dec 86	3	22.26 (.254) Q	0.135	
3	482	Vitoria Cristina ROSA	BRA	12 Jan 96	5	22.84 Q	0.118	
4	690	Beth DOBBIN	GBR	7 Jun 94	8	23.04	0.117	
5	461	Imke VERVAET	BEL	11 Apr 93	1	23.28	0.136	
6	1061	Veronica Shanti PEREIRA	SGP	20 Sep 96	2	23.53	0.192	
7	987	Elisabeth SLETTUM	NOR	31 Aug 86	7	23.55	0.158	
	554	Marie-Josée TA LOU	CIV	18 Nov 88	4	DNS		

INTERMEDIATE TIMES
100 m 11.37 Shelly-Ann FRASER-PRYCE



RESULTS
200 Metres Women - Round 1

Heat 4 6 **18 July 2022** 18:23 START TIME **26° C** **43 %**
TEMPERATURE HUMIDITY **+0.4m/s**
WIND

PLACE	BIB	NAME	COUNTRY	DATE OF BIRTH	LANE	RESULT	REACTION	Fn
1	1147	Tamara CLARK	USA	9 Jan 99	3	22.27 (.268) Q	0.154	
2	681	Dina ASHER-SMITH	GBR	4 Dec 95	2	22.56 (.556) Q	0.129	
3	444	TyNia GAITHER	BAH	16 Mar 93	8	22.61 (.607) Q	0.209	
4	680	Gina BASS	GAM	3 May 95	5	22.78 q SB	0.151	
5	552	Jessika GBAI	CIV	29 Dec 98	4	22.89 q	0.159	
6	467	Ana Carolina AZEVEDO	BRA	19 May 98	6	23.45	0.176	
7	1051	Shirley NEKHUBUI	RSA	31 Jul 00	7	23.46 (.452)	0.186	

INTERMEDIATE TIMES
100 m 11.30 Tamara CLARK

Heat 5 6 **18 July 2022** 18:31 START TIME **26° C** **43 %**
TEMPERATURE HUMIDITY **+0.9m/s**
WIND

PLACE	BIB	NAME	COUNTRY	DATE OF BIRTH	LANE	RESULT	REACTION	Fn
1	1206	Abby STEINER	USA	24 Nov 99	5	22.26 (.252) Q	0.143	
2	1084	Mujinga KAMBUNDJI	SUI	17 Jun 92	6	22.34 Q	0.119	
3	970	Nzubechi Grace NWOKOCHA	NGR	7 Apr 01	4	22.61 (.608) Q	0.182	
4	498	Lauren GALE	CAN	1 Jan 00	7	23.08	0.138	
5	415	Ella CONNOLLY	AUS	13 Jul 00	3	23.27 (.264)	0.136	
6	553	L Maboundou KONÉ	CIV	16 May 97	2	23.32	0.176	
7	829	Beyonce DEFREITAS	IVB	9 Mar 01	8	23.81	0.191	

NOTE L BIB 553 (Maboundou KONÉ) - TR17.4.3

INTERMEDIATE TIMES
100 m 11.34 Abby STEINER

Heat 6 6 **18 July 2022** 18:39 START TIME **26° C** **43 %**
TEMPERATURE HUMIDITY **+1.9m/s**
WIND

PLACE	BIB	NAME	COUNTRY	DATE OF BIRTH	LANE	RESULT	REACTION	Fn
1	971	Favour OFILI	NGR	31 Dec 02	2	22.24 Q	0.148	
2	1197	Jenna PRANDINI	USA	20 Nov 92	4	22.38 Q	0.145	
3	408	Jacinta BEECHER	AUS	31 Jan 98	3	23.22 Q	0.133	
4	573	Olivia FOTOPOULOU	CYP	20 Dec 96	5	23.25	0.128	
5	505	Catherine LÉGER	CAN	27 Feb 00	7	23.35	0.133	
6	994	Georgia HULLS	NZL	27 Aug 99	6	23.46 (.451)	0.136	
7	1003	Hanna BARAKAT	PLE	1 Sep 99	1	26.33 NR	0.184	
8	447	Anthonique STRACHAN	BAH	22 Aug 93	8	1:50.06	0.114	

INTERMEDIATE TIMES
100 m 11.29 Jenna PRANDINI

ALL-TIME OUTDOOR TOP LIST				2022 OUTDOOR TOP LIST			
RESULT	NAME	VENUE	DATE	RESULT	NAME	VENUE	2022
21.34	Florence GRIFFITH-JOYNER (USA)	Jamsil, Seoul (KOR)	29 Sep 88	21.55	Shericka JACKSON (JAM)	National Stadium, Kingston (JAM)	26 Jun
21.53	Elaine THOMPSON-HERAH (JAM)	Stadium, Tokyo (JPN)	3 Aug 21	21.77	Abby STEINER (USA)	Hayward Field, Eugene, OR (USA)	26 Jun
21.55	Shericka JACKSON (JAM)	tional Stadium, Kingston (JAM)	26 Jun 22	21.87	Christine MBOMA (NAM)	National Stadium, Gaborone (BOT)	30 Apr
21.61	Gabrielle THOMAS (USA)	ayward Field, Eugene, OR (USA)	26 Jun 21	21.92	Tamara CLARK (USA)	Hayward Field, Eugene, OR (USA)	26 Jun
21.62	Marion JONES (USA)	SGJ, Johannesburg (RSA)	11 Sep 98	21.96	Favour OFILI (NGR)	Percy Beard Track, Gainesville, FL (USA)	15 Apr
21.63	Dafne SCHIPPERS (NED)	National Stadium, Beijing (CHN)	28 Aug 15	21.98	Gabrielle THOMAS (USA)	Jhaim bin Hamad Stadium, Doha (QAT)	13 May
21.64	Merlene OTTEY (JAM)	Bruxelles (BEL)	13 Sep 91	21.98	Aminatou SEYNI (NIG)	Oregon	18 Jul
21.69	Allyson FELIX (USA)	Hayward Field, Eugene, OR (USA)	30 Jun 12	21.99	Brittany BROWN (USA)	Vanderbilt Track, Nashville, TN (USA)	5 Jun
21.71	Marita KOCH (GDR)	Karl Marx Stadt (GDR)	10 Jun 79	22.01	Jenna PRANDINI (USA)	Hayward Field, Eugene, OR (USA)	26 Jun
21.71	Heike DRECHSLER (GDR)	Jena (GDR)	29 Jun 86	22.05	Elaine THOMPSON-HERAH (JAM)	nal Stadium, Kingston (JAM)	26 Jun



RESULTS

200 Metres Women - Semi-Final

First 2 of each heat (Q) plus 2 fastest times (q) qualify to Final

RECORDS	RESULT	NAME	COUNTRY	AGE	VENUE	DATE
World Record WR	21.34	Florence GRIFFITH-JOYNER	USA	29	Olympic Stadium, Jamsil, Seoul (KOR)	29 Sep 1988
Championships Record CR	21.63	Dafne SCHIPPERS	NED	23	National Stadium, Beijing (CHN)	28 Aug 2015
World Leading WL	21.55	Shericka JACKSON	JAM	28	National Stadium, Kingston (JAM)	26 Jun 2022
Area Record AR		National Record NR		Personal Best PB		Season Best SB

Heat 1 3 19 July 2022 18:05 START TIME 31° C TEMPERATURE 38 % HUMIDITY +2.0m/s WIND

PLACE	BIB	NAME	COUNTRY	DATE OF BIRTH	LANE	RESULT	REACTION	Fn
1	840	Shericka JACKSON	JAM	16 Jul 94	5	21.67	Q	0.132
2	978	Aminatou SEYNI	NIG	24 Oct 96	3	22.04	Q	0.176
3	1084	Mujinga KAMBUNDJI	SUI	17 Jun 92	6	22.05	q NR	0.125
4	1197	Jenna PRANDINI	USA	20 Nov 92	4	22.08		0.161
5	444	TyNia GAITHER	BAH	16 Mar 93	8	22.41	PB	0.152
6	680	Gina BASS	GAM	3 May 95	1	22.71	SB	0.141
7	968	Rosemary CHUKWUMA	NGR	5 Dec 01	2	22.72		0.204
8	408	Jacinta BEECHER	AUS	31 Jan 98	7	23.14		0.132

INTERMEDIATE TIMES
100 m 11.16 Shericka JACKSON

Heat 2 3 19 July 2022 18:15 START TIME 31° C TEMPERATURE 37 % HUMIDITY +1.4m/s WIND

PLACE	BIB	NAME	COUNTRY	DATE OF BIRTH	LANE	RESULT	REACTION	Fn
1	1147	Tamara CLARK	USA	9 Jan 99	3	21.95	Q	0.175
2	681	Dina ASHER-SMITH	GBR	4 Dec 95	4	21.96	Q SB	0.131
3	855	Elaine THOMPSON-HERAH	JAM	28 Jun 92	6	21.97	q SB	0.157
4	482	Vitoria Cristina ROSA	BRA	12 Jan 96	7	22.47	AR	0.155
5	970	Nzubechi Grace NWOKOCHA	NGR	7 Apr 01	8	22.49		0.170
6	552	Jessika GBAI	CIV	29 Dec 98	2	22.84 (.838)		0.152
7	488	Edidiong Ofinome ODIONG	BRN	13 Mar 97	1	23.31		0.160
8	946	Beatrice MASILINGI	NAM	10 Apr 03	5	24.78		0.158

INTERMEDIATE TIMES
100 m 11.23 Elaine THOMPSON-HERAH

Heat 3 3 19 July 2022 18:25 START TIME 31° C TEMPERATURE 37 % HUMIDITY -0.1m/s WIND

PLACE	BIB	NAME	COUNTRY	DATE OF BIRTH	LANE	RESULT	REACTION	Fn
1	836	Shelly-Ann FRASER-PRYCE	JAM	27 Dec 86	6	21.82	Q SB	0.146
2	1206	Abby STEINER	USA	24 Nov 99	5	22.15	Q	0.130
3	971	Favour OFILI	NGR	31 Dec 02	4	22.30		0.161
4	600	Gabriela Anahi SUAREZ	ECU	2 Feb 01	3	22.74	NR	0.142
5	586	Ida KARSTOFT	DEN	29 Oct 95	7	22.84 (.836)		0.165
6	814	Dalia KADDARI	ITA	23 Mar 01	8	22.86		0.125
7	764	Jessica-Bianca WESSOLLY	GER	11 Dec 96	2	23.33		0.175
8	401	Joella LLOYD	ANT	12 Apr 02	1	23.38		0.190

INTERMEDIATE TIMES
100 m 11.08 Shelly-Ann FRASER-PRYCE



RESULTS

200 Metres Women - Semi-Final

ALL-TIME OUTDOOR TOP LIST				2022 OUTDOOR TOP LIST			
RESULT	NAME	VENUE	DATE	RESULT	NAME	VENUE	2022
21.34	Florence GRIFFITH-JOYNER (USA)	Jamsil, Seoul (KOR)	29 Sep 88	21.55	Shericka JACKSON (JAM)	National Stadium, Kingston (JAM)	26 Jun
21.53	Elaine THOMPSON-HERAH (JAM)	Stadium, Tokyo (JPN)	3 Aug 21	21.77	Abby STEINER (USA)	Hayward Field, Eugene, OR (USA)	26 Jun
21.55	Shericka JACKSON (JAM)	tional Stadium, Kingston (JAM)	26 Jun 22	21.82	Shelly-Ann FRASER-PRYCE (JAM)	Oregon	19 Jul
21.61	Gabrielle THOMAS (USA)	ayward Field, Eugene, OR (USA)	26 Jun 21	21.87	Christine MBOMA (NAM)	National Stadium, Gaborone (BOT)	30 Apr
21.62	Marion JONES (USA)	SGJ, Johannesburg (RSA)	11 Sep 98	21.92	Tamara CLARK (USA)	Hayward Field, Eugene, OR (USA)	26 Jun
21.63	Dafne SCHIPPERS (NED)	National Stadium, Beijing (CHN)	28 Aug 15	21.96	Favour OFILI (NGR)	Percy Beard Track, Gainesville, FL (USA)	15 Apr
21.64	Merlene OTTEY (JAM)	Bruxelles (BEL)	13 Sep 91	21.96	Dina ASHER-SMITH (GBR)	Oregon	19 Jul
21.69	Allyson FELIX (USA)	Hayward Field, Eugene, OR (USA)	30 Jun 12	21.97	Elaine THOMPSON-HERAH (JAM)	Oregon	19 Jul
21.71	Marita KOCH (GDR)	Karl Marx Stadt (GDR)	10 Jun 79	21.98	Gabrielle THOMAS (USA)	Jhaim bin Hamad Stadium, Doha (QAT)	13 May
21.71	Heike DRECHSLER (GDR)	Jena (GDR)	29 Jun 86	21.98	Aminatou SEYNI (NIG)	Oregon	18 Jul

RESULTS



200 Metres Women - Final

RECORDS	RESULT	NAME	COUNTRY	AGE	VENUE	DATE
World Record WR	21.34	Florence GRIFFITH-JOYNER	USA	29	Olympic Stadium, Jamsil, Seoul (KOR)	29 Sep 1988
Championships Record CR	21.45	Shericka JACKSON	JAM	28	Oregon	21 Jul 2022
World Leading WL	21.45	Shericka JACKSON	JAM	28	Oregon	21 Jul 2022
Area Record AR		National Record NR		Personal Best PB		Season Best SB

21 July 2022 19:35 START TIME

25° C TEMPERATURE 57 % HUMIDITY

+0.6m/s WIND

PLACE	BIB	NAME	COUNTRY	DATE of BIRTH	LANE	RESULT	REACTION	Fn
1	840	Shericka JACKSON	JAM	16 Jul 94	4	21.45	CR 0.144	
2	836	Shelly-Ann FRASER-PRYCE	JAM	27 Dec 86	6	21.81	SB 0.145	
3	681	Dina ASHER-SMITH	GBR	4 Dec 95	3	22.02	0.125	
4	978	Aminatou SEYNI	NIG	24 Oct 96	7	22.12	0.195	
5	1206	Abby STEINER	USA	24 Nov 99	8	22.26	0.200	
6	1147	Tamara CLARK	USA	9 Jan 99	5	22.32	0.197	
7	855	Elaine THOMPSON-HERAH	JAM	28 Jun 92	2	22.39	0.139	
8	1084	Mujinga KAMBUNDJI	SUI	17 Jun 92	1	22.55	0.113	

INTERMEDIATE TIMES

100 m 11.03 Shelly-Ann FRASER-PRYCE

ALL-TIME OUTDOOR TOP LIST

RESULT	NAME	VENUE	DATE
21.34	Florence GRIFFITH-JOYNER (USA)	Jamsil, Seoul (KOR)	29 Sep 88
21.45	Shericka JACKSON (JAM)	Oregon	21 Jul 22
21.53	Elaine THOMPSON-HERAH (JAM)	Stadium, Tokyo (JPN)	3 Aug 21
21.61	Gabrielle THOMAS (USA)	Hayward Field, Eugene, OR (USA)	26 Jun 21
21.62	Marion JONES (USA)	SGJ, Johannesburg (RSA)	11 Sep 98
21.63	Dafne SCHIPPERS (NED)	National Stadium, Beijing (CHN)	28 Aug 15
21.64	Merlene OTTEY (JAM)	Bruxelles (BEL)	13 Sep 91
21.69	Allyson FELIX (USA)	Hayward Field, Eugene, OR (USA)	30 Jun 12
21.71	Marita KOCH (GDR)	Karl Marx Stadt (GDR)	10 Jun 79
21.71	Heike DRECHSLER (GDR)	Jena (GDR)	29 Jun 86

2022 OUTDOOR TOP LIST

RESULT	NAME	VENUE	2022
21.45	Shericka JACKSON (JAM)	Oregon	21 Jul
21.77	Abby STEINER (USA)	Hayward Field, Eugene, OR (USA)	26 Jun
21.81	Shelly-Ann FRASER-PRYCE (JAM)	Oregon	21 Jul
21.87	Christine MBOMA (NAM)	National Stadium, Gaborone (BOT)	30 Apr
21.92	Tamara CLARK (USA)	Hayward Field, Eugene, OR (USA)	26 Jun
21.96	Favour OFILI (NGR)	Percy Beard Track, Gainesville, FL (USA)	15 Apr
21.96	Dina ASHER-SMITH (GBR)	Oregon	19 Jul
21.97	Elaine THOMPSON-HERAH (JAM)	Oregon	19 Jul
21.98	Gabrielle THOMAS (USA)	haim bin Hamad Stadium, Doha (QAT)	13 May
21.98	Aminatou SEYNI (NIG)	Oregon	18 Jul



RESULTS



400 Metres Women - Round 1

First 3 of each heat (Q) plus 6 fastest times (q) qualify to Semi-Final

RECORDS	RESULT	NAME	COUNTRY	AGE	VENUE	DATE
World Record WR	47.60	Marita KOCH	GDR	28	Bruce Stadium, Canberra (AUS)	6 Oct 1985
Championships Record CR	47.99	Jarmila KRATOCHVÍLOVÁ	TCH	32	Olympiastadion, Helsinki (FIN)	10 Aug 1983
World Leading WL	49.49	Marileidy PAULINO	DOM	26	La Nucia (ESP)	21 May 2022
Area Record AR		National Record NR		Personal Best PB		Season Best SB

Heat 1
6

17 July 2022 12:00 START TIME

 21° C
TEMPERATURE

 59 %
HUMIDITY

PLACE	BIB	NAME	COUNTRY	DATE OF BIRTH	LANE	RESULT	REACTION	Fn
1	445	Shaunae MILLER-UIBO	BAH	15 Apr 94	7	51.10	Q	0.123
2	774	Aliyah ABRAMS	GUY	3 Apr 97	6	51.98	Q	0.148
3	1041	Gabby SCOTT	PUR	13 Jan 97	4	52.05	Q	0.182
4	438	Susanne WALLI	AUT	5 May 96	3	52.18	q	0.170
5	938	Paola MORÁN	MEX	25 Feb 97	5	52.28		0.190
6	1158	Kendall ELLIS	USA	8 Mar 96	8	52.55		0.187
7	1047	Miranda Charlene COETZEE	RSA	14 Nov 97	2	53.30		0.137

Heat 2
6

17 July 2022 12:08 START TIME

 21° C
TEMPERATURE

 59 %
HUMIDITY

PLACE	BIB	NAME	COUNTRY	DATE OF BIRTH	LANE	RESULT	REACTION	Fn
1	845	Stephenie Ann MCPHERSON	JAM	25 Nov 88	4	50.15	Q SB	0.123
2	1011	Natalia KACZMAREK	POL	17 Jan 98	8	50.21	Q	0.152
3	952	Lieke KLAVER	NED	20 Aug 98	2	50.24	Q NR	0.161
4	721	Nicole YEARGIN	GBR	11 Aug 97	7	51.17	q SB	0.150
5	1026	Cátia AZEVEDO	POR	9 Mar 94	6	51.55 (.545)	q	0.181
6	485	Tabata VITORINO	BRA	23 Apr 96	3	52.17	q	0.158
7	1229	Niddy MINGILISHI	ZAM	24 Aug 01	5	52.84		0.163

 NOTE **L** BIB 485 (Tabata VITORINO) - TR17.4.3

Heat 3
6

17 July 2022 12:16 START TIME

 21° C
TEMPERATURE

 59 %
HUMIDITY

PLACE	BIB	NAME	COUNTRY	DATE OF BIRTH	LANE	RESULT	REACTION	Fn
1	449	Sada WILLIAMS	BAR	1 Dec 97	6	51.05	Q	0.169
2	926	Modesta Justė MORAUSKAITĖ	LTU	2 Oct 95	5	51.27	Q	0.136
3	711	Ama PIPI	GBR	26 Nov 95	7	51.32	Q	0.171
4	863	Charokee YOUNG	JAM	21 Aug 00	4	51.84	q	0.199
5	783	Sophie BECKER	IRL	16 May 97	8	52.24		0.151
6	454	Camille LAUS	BEL	23 May 93	3	52.56		0.185
7	958	Eveline SAALBERG	NED	30 Jul 98	2	52.59		0.190

RESULTS
400 Metres Women - Round 1

Heat 4		17 July 2022	12:24 START TIME	21° C TEMPERATURE	59 % HUMIDITY			
PLACE	BIB	NAME	COUNTRY	DATE OF BIRTH	LANE	RESULT	REACTION	Fn
1	593	Marileidy PAULINO	DOM	25 Oct 96	4	50.76 (.754) Q	0.173	
2	782	Rhasidat ADELEKE	IRL	29 Aug 02	2	51.59 Q	0.151	
3	1174	Lynna IRBY	USA	6 Dec 98	6	51.78 Q	0.178	
4	921	Gunta VAIČULE	LAT	9 Mar 95	3	52.21	0.176	
5	498	Lauren GALE	CAN	1 Jan 00	5	52.46	0.157	
6	1066	Anita HORVAT	SLO	7 Sep 96	7	52.67	0.192	
7	976	Imaobong Nse UKO	NGR	20 Feb 04	8	52.80 (.794)	0.203	

Heat 5		17 July 2022	12:32 START TIME	21° C TEMPERATURE	59 % HUMIDITY			
PLACE	BIB	NAME	COUNTRY	DATE OF BIRTH	LANE	RESULT	REACTION	Fn
1	590	Fiordaliza COFIL	DOM	27 Oct 00	7	51.19 Q	0.214	
2	1154	Talitha DIGGS	USA	22 Aug 02	3	51.54 Q	0.133	
3	564	Roxana GÓMEZ	CUB	7 Jan 99	6	51.85 Q	0.190	
4	816	Alice MANGIONE	ITA	19 Jan 97	8	52.72	0.205	
5	1088	Silke LEMMENS	SUI	30 Nov 99	5	52.86	0.160	
6	521	Aiyanna STIVERNE	CAN	20 Feb 95	4	53.07	0.115	
7	459	Naomi VAN DEN BROECK	BEL	3 Jan 96	2	53.16	0.111	

Heat 6		17 July 2022	12:40 START TIME	21° C TEMPERATURE	59 % HUMIDITY			
PLACE	BIB	NAME	COUNTRY	DATE OF BIRTH	LANE	RESULT	REACTION	Fn
1	1012	Anna KIEŁBASIŃSKA	POL	26 Jun 90	7	50.63 Q	0.151	
2	844	Candice MCLEOD	JAM	15 Nov 96	1	50.76 (.755) Q	0.160	
3	708	Victoria OHURUOGU	GBR	28 Feb 93	6	51.07 Q	0.190	
4	580	Lada VONDROVÁ	CZE	6 Sep 99	8	51.55 (.549) q	0.199	
5	509	Natasha MCDONALD	CAN	27 Jan 97	5	52.41	0.169	
6	477	Tiffani MARINHO	BRA	6 May 99	3	52.80 (.792)	0.188	
7	931	Shereen VALLABOUY	MAS	10 Jul 98	2	53.57	0.190	
8	992	Rosie ELLIOTT	NZL	6 Nov 97	4	54.92	0.147	

ALL-TIME OUTDOOR TOP LIST				2022 OUTDOOR TOP LIST			
RESULT	NAME	VENUE	DATE	RESULT	NAME	VENUE	2022
47.60	Marita KOCH (GDR)	Bruce Stadium, Canberra (AUS)	6 Oct 85	49.49	Marileidy PAULINO (DOM)	La Nucia (ESP)	21 May
47.99	Jarmila KRATOCHVÍLOVÁ (TCH)	Estádio, Helsinki (FIN)	10 Aug 83	49.87	Charokee YOUNG (JAM)	ercy Beard Track, Gainesville, FL (USA)	16 Apr
48.14	Salwa Eid NASER (BRN)	International Stadium, Doha (QAT)	3 Oct 19	49.91	Shaunae MILLER-UIBO (BAH)	ard Track, Gainesville, FL (USA)	16 Apr
48.25	Marie-José PÉREC (FRA)	pic Stadium, Atlanta, GA (USA)	29 Jul 96	49.99	Talitha DIGGS (USA)	Hayward Field, Eugene, OR (USA)	11 Jun
48.27	Olga BRYZGINA (URS)	Bruce Stadium, Canberra (AUS)	6 Oct 85	50.05	Britton WILSON (USA)	Ole Miss T&F Complex, Oxford, MS (USA)	14 May
48.36	Shaunae MILLER-UIBO (BAH)	onal Stadium, Tokyo (JPN)	6 Aug 21	50.15	Stephenie Ann MCPHERSON (JAM)	Oregon	17 Jul
48.59	Tat'ána KOCEMBOVÁ (TCH)	lympiastadion, Helsinki (FIN)	10 Aug 83	50.16	Natalia KACZMAREK (POL)	Mestský Stadion, Ostrava (CZE)	31 May
48.63	Cathy FREEMAN (AUS)	lympic Stadium, Atlanta, GA (USA)	29 Jul 96	50.18	Stacey Ann WILLIAMS (JAM)	Hayward Field, Eugene, OR (USA)	9 Jun
48.70	Sanya RICHARDS-ROSS (USA)	pic Stadium, Athina (GRE)	16 Sep 06	50.24	Lieke KLAVER (NED)	Oregon	17 Jul
48.83	Valerie BRISCO-HOOKS (USA)	m, Los Angeles, CA (USA)	6 Aug 84	50.28	Anna KIEŁBASIŃSKA (POL)	Stade Charléty, Paris (FRA)	18 Jun



RESULTS



400 Metres Women - Semi-Final

First 2 of each heat (Q) plus 2 fastest times (q) qualify to Final

RECORDS	RESULT	NAME	COUNTRY	AGE	VENUE	DATE
World Record WR	47.60	Marita KOCH	GDR	28	Bruce Stadium, Canberra (AUS)	6 Oct 1985
Championships Record CR	47.99	Jarmila KRATOCHVÍLOVÁ	TCH	32	Olympiastadion, Helsinki (FIN)	10 Aug 1983
World Leading WL	49.49	Marileidy PAULINO	DOM	26	La Nucia (ESP)	21 May 2022
Area Record AR		National Record NR		Personal Best PB		Season Best SB

Heat 1

3

20 July 2022 18:45 START TIME

32° C TEMPERATURE 36 % HUMIDITY

PLACE	BIB	NAME	COUNTRY	DATE OF BIRTH	LANE	RESULT	REACTION	Fn
1	445	Shaunae MILLER-UIBO	BAH	15 Apr 94	6	49.55	Q SB 0.129	
2	844	Candice MCLEOD	JAM	15 Nov 96	3	50.05	Q SB 0.149	
3	1012	Anna KIEŁBASIŃSKA	POL	26 Jun 90	4	50.65	q 0.158	
4	782	Rhasidat ADELEKE	IRL	29 Aug 02	5	50.81	0.178	
5	708	Victoria OHURUOGU	GBR	28 Feb 93	8	50.99	PB 0.178	
6	1174	Lynna IRBY	USA	6 Dec 98	7	51.00	0.184	
7	1026	Cátia AZEVEDO	POR	9 Mar 94	1	51.79 (.785)	0.169	
8	485	Tabata VITORINO	BRA	23 Apr 96	2	52.42	0.203	

Heat 2

3

20 July 2022 18:53 START TIME

32° C TEMPERATURE 36 % HUMIDITY

PLACE	BIB	NAME	COUNTRY	DATE OF BIRTH	LANE	RESULT	REACTION	Fn
1	590	Fiordaliza COFIL	DOM	27 Oct 00	5	50.14	Q PB 0.158	
2	952	Lieke KLAVER	NED	20 Aug 98	8	50.18	Q NR 0.140	
3	845	Stephenie Ann MCPHERSON	JAM	25 Nov 88	3	50.56	q 0.133	
4	721	Nicole YEARGIN	GBR	11 Aug 97	2	51.22	0.156	
5	1011	Natalia KACZMAREK	POL	17 Jan 98	4	51.34	0.141	
6	774	Aliyah ABRAMS	GUY	3 Apr 97	6	51.79 (.783)	0.157	
7	1041	Gabby SCOTT	PUR	13 Jan 97	7	51.97	0.215	
8	438	Susanne WALLI	AUT	5 May 96	1	52.37	0.157	

Heat 3

3

20 July 2022 19:01 START TIME

32° C TEMPERATURE 36 % HUMIDITY

PLACE	BIB	NAME	COUNTRY	DATE OF BIRTH	LANE	RESULT	REACTION	Fn
1	593	Marileidy PAULINO	DOM	25 Oct 96	3	49.98	Q 0.171	
2	449	Sada WILLIAMS	BAR	1 Dec 97	5	50.12	Q SB 0.168	
3	1154	Talitha DIGGS	USA	22 Aug 02	6	50.84	0.147	
4	564	Roxana GÓMEZ	CUB	7 Jan 99	7	51.12	0.192	
5	863	Charokee YOUNG	JAM	21 Aug 00	2	51.41	0.175	
6	580	Lada VONDROVÁ	CZE	6 Sep 99	1	51.47	0.199	
7	926	Modesta Justė MORAUŠKAITĖ	LTU	2 Oct 95	4	52.19	0.176	
8	711	Ama PIPI	GBR	26 Nov 95	8	52.28	0.174	



RESULTS

400 Metres Women - Semi-Final

ALL-TIME OUTDOOR TOP LIST				2022 OUTDOOR TOP LIST			
RESULT	NAME	VENUE	DATE	RESULT	NAME	VENUE	2022
47.60	Marita KOCH (GDR)	Bruce Stadium, Canberra (AUS)	6 Oct 85	49.49	Marileidy PAULINO (DOM)	La Nucia (ESP)	21 May
47.99	Jarmila KRATOCHVÍLOVÁ (TCH)	Olympiastadion, Helsinki (FIN)	10 Aug 83	49.55	Shaunae MILLER-UIBO (BAH)	Oregon	20 Jul
48.14	Salwa Eid NASER (BRN)	International Stadium, Doha (QAT)	3 Oct 19	49.87	Charokee YOUNG (JAM)	Mercury Beard Track, Gainesville, FL (USA)	16 Apr
48.25	Marie-José PÉREC (FRA)	Olympic Stadium, Atlanta, GA (USA)	29 Jul 96	49.99	Talitha DIGGS (USA)	Hayward Field, Eugene, OR (USA)	11 Jun
48.27	Olga BRYZGINA (URS)	Bruce Stadium, Canberra (AUS)	6 Oct 85	50.05	Britton WILSON (USA)	Ole Miss T&F Complex, Oxford, MS (USA)	14 May
48.36	Shaunae MILLER-UIBO (BAH)	National Stadium, Tokyo (JPN)	6 Aug 21	50.05	Candice MCLEOD (JAM)	Oregon	20 Jul
48.59	Tat'ána KOCEMBOVÁ (TCH)	Olympiastadion, Helsinki (FIN)	10 Aug 83	50.12	Sada WILLIAMS (BAR)	Oregon	20 Jul
48.63	Cathy FREEMAN (AUS)	Olympic Stadium, Atlanta, GA (USA)	29 Jul 96	50.14	Fiordaliza COFIL (DOM)	Oregon	20 Jul
48.70	Sanya RICHARDS-ROSS (USA)	Reliance Athletic Stadium, Athens (GRE)	16 Sep 06	50.15	Stephenie Ann MCPHERSON (JAM)	Oregon	17 Jul
48.83	Valerie BRISCO-HOOKS (USA)	Los Angeles Coliseum, Los Angeles, CA (USA)	6 Aug 84	50.16	Natalia KACZMAREK (POL)	Městský Stadion, Ostrava (CZE)	31 May

RESULTS



400 Metres Women - Final

RECORDS	RESULT	NAME	COUNTRY	AGE	VENUE	DATE
World Record WR	47.60	Marita KOCH	GDR	28	Bruce Stadium, Canberra (AUS)	6 Oct 1985
Championships Record CR	47.99	Jarmila KRATOCHVÍLOVÁ	TCH	32	Olympiastadion, Helsinki (FIN)	10 Aug 1983
World Leading WL	49.11	Shaunae MILLER-UIBO	BAH	28	Oregon	22 Jul 2022
Area Record AR		National Record NR		Personal Best PB		Season Best SB

22 July 2022 19:15 START TIME
25° C TEMPERATURE 50 % HUMIDITY

PLACE	BIB	NAME	COUNTRY	DATE of BIRTH	LANE	RESULT	REACTION	Fn
1	445	Shaunae MILLER-UIBO	BAH	15 Apr 94	3	49.11 WL	0.123	
2	593	Marileidy PAULINO	DOM	25 Oct 96	6	49.60	0.189	
3	449	Sada WILLIAMS	BAR	1 Dec 97	7	49.75 NR	0.181	
4	952	Lieke KLAVER	NED	20 Aug 98	8	50.33	0.107	
5	845	Stephenie Ann MCPHERSON	JAM	25 Nov 88	2	50.36	0.131	
6	590	Fiordaliza COFIL	DOM	27 Oct 00	4	50.57	0.173	
7	844	Candice MCLEOD	JAM	15 Nov 96	5	50.78	0.159	
8	1012	Anna KIEŁBASIŃSKA	POL	26 Jun 90	1	50.81	0.147	

ALL-TIME OUTDOOR TOP LIST				2022 OUTDOOR TOP LIST			
RESULT	NAME	VENUE	DATE	RESULT	NAME	VENUE	2022
47.60	Marita KOCH (GDR)	Bruce Stadium, Canberra (AUS)	6 Oct 85	49.11	Shaunae MILLER-UIBO (BAH)	Oregon	22 Jul
47.99	Jarmila KRATOCHVÍLOVÁ (TCH)	Olympiastadion, Helsinki (FIN)	10 Aug 83	49.49	Marileidy PAULINO (DOM)	La Nucia (ESP)	21 May
48.14	Salwa Eid NADER (BRN)	International Stadium, Doha (QAT)	3 Oct 19	49.75	Sada WILLIAMS (BAR)	Oregon	22 Jul
48.25	Marie-José PÉREC (FRA)	Olympic Stadium, Atlanta, GA (USA)	29 Jul 96	49.87	Charokee YOUNG (JAM)	Arroyo Beaud Track, Gainesville, FL (USA)	16 Apr
48.27	Olga BRYZGINA (URS)	Bruce Stadium, Canberra (AUS)	6 Oct 85	49.99	Talitha DIGGS (USA)	Hayward Field, Eugene, OR (USA)	11 Jun
48.36	Shaunae MILLER-UIBO (BAH)	National Stadium, Tokyo (JPN)	6 Aug 21	50.05	Britton WILSON (USA)	Ole Miss T&F Complex, Oxford, MS (USA)	14 May
48.59	Tat'ána KOCEMBOVÁ (TCH)	Olympiastadion, Helsinki (FIN)	10 Aug 83	50.05	Candice MCLEOD (JAM)	Oregon	20 Jul
48.63	Cathy FREEMAN (AUS)	Olympic Stadium, Atlanta, GA (USA)	29 Jul 96	50.14	Fiordaliza COFIL (DOM)	Oregon	20 Jul
48.70	Sanya RICHARDS-ROSS (USA)	Olympic Stadium, Athens (GRE)	16 Sep 06	50.15	Stephenie Ann MCPHERSON (JAM)	Oregon	17 Jul
48.83	Valerie BRISCO-HOOKS (USA)	LA Coliseum, Los Angeles, CA (USA)	6 Aug 84	50.16	Natalia KACZMAREK (POL)	Městský Stadion, Ostrava (CZE)	31 May



RESULTS

800 Metres Women - Round 1

First 3 of each heat (Q) plus 6 fastest times (q) qualify to Semi-Final

HEAT 6 INTERMEDIATES UPDATED

RECORDS	RESULT	NAME	COUNTRY	AGE	VENUE	DATE
World Record WR	1:53.28	Jarmila KRATOCHVÍLOVÁ	TCH	32	München (GER)	26 Jul 1983
Championships Record CR	1:54.68	Jarmila KRATOCHVÍLOVÁ	TCH	32	Olympiastadion, Helsinki (FIN)	9 Aug 1983
World Leading WL	1:57.01	Athing MU	USA	20	Stadio Olimpico, Roma (ITA)	9 Jun 2022

 Area Record **AR** National Record **NR** Personal Best **PB** Season Best **SB**
Heat 1
6

21 July 2022 17:10 START TIME

28° C TEMPERATURE 51 % HUMIDITY

PLACE	BIB	NAME	COUNTRY	DATE of BIRTH	LANE	RESULT	
1	643	Diribe WELTEJI	ETH	13 May 02	2	1:58.83	Q
2	714	Jemma REEKIE	GBR	6 Mar 98	1	1:59.09	Q
3	856	Adelle TRACEY	JAM	27 May 93	6	1:59.20	Q PB
4	494	Lindsey BUTTERWORTH	CAN	27 Sep 92	7	2:00.81	q
5	913	Jarinter Mawia MWASYA	KEN	30 Dec 96	3	2:02.35	(.345)
6	658	Eveliina MÄÄTTÄNEN	FIN	1 Sep 95	8	2:02.68	
7	1137	Déborah RODRÍGUEZ	URU	2 Dec 92	4	2:03.04	
8	940	Mariela Luisa REAL	MEX	22 Mar 93	5	2:03.24	

INTERMEDIATE TIMES

100 m	13.97	Jemma REEKIE	200 m	27.96	Diribe WELTEJI
300 m	42.75	Diribe WELTEJI	400 m	57.57	Diribe WELTEJI
500 m	1:12.66	Diribe WELTEJI	600 m	1:27.74	Diribe WELTEJI
700 m	1:43.20	Diribe WELTEJI			

Heat 2
6

21 July 2022 17:17 START TIME

28° C TEMPERATURE 51 % HUMIDITY

PLACE	BIB	NAME	COUNTRY	DATE of BIRTH	LANE	RESULT	
1	692	Keely HODGKINSON	GBR	3 Mar 02	6	2:00.88	Q
2	1066	Anita HORVAT	SLO	7 Sep 96	5	2:01.48	Q
3	1081	Lore HOFFMANN	SUI	25 Jul 96	4	2:01.63	(.623) Q
4	732	Christina HERING	GER	9 Oct 94	7	2:01.63	(.630) q
5	1074	Gayanthika ARTIGALA	SRI	23 Dec 86	8	2:02.35	(.343)
6	800	Elena BELLÒ	ITA	18 Jan 97	3	2:02.78	qR
7	409	Catriona BISSET	AUS	1 Mar 94	2	2:22.25	qR

INTERMEDIATE TIMES

100 m	14.00	Catriona BISSET	200 m	27.91	Catriona BISSET
300 m	42.76	Catriona BISSET	400 m	58.00	Catriona BISSET
500 m	1:13.57	Catriona BISSET	600 m	1:29.53	Keely HODGKINSON
700 m	1:45.02	Keely HODGKINSON			

RESULTS
800 Metres Women - Round 1
HEAT 6 INTERMEDIATES UPDATED
Heat 3 **6**
21 July 2022 17:26 START TIME **28° C** **51 %**
TEMPERATURE HUMIDITY

PLACE	BIB	NAME	COUNTRY	DATE of BIRTH	LANE	RESULT	
1	1192	Athing MU	USA	8 Jun 02	5	2:01.30	Q
2	1121	Halimah NAKAAYI	UGA	16 Oct 94	7	2:01.41	Q
3	682	Ellie BAKER	GBR	3 Jun 98	6	2:01.72	Q
4	562	Rose Mary ALMANZA	CUB	13 Jul 92	2	2:01.96	
5	1131	Olha LYAKHOVA	UKR	18 Mar 92	4	2:02.16	
6	930	Assia RAZIKI	MAR	4 Oct 96	3	2:03.77	
7	427	Tess KIRSOPP-COLE	AUS	2 Dec 99	8	2:05.74	

INTERMEDIATE TIMES

100 m	13.72	Rose Mary ALMANZA	200 m	28.16	Athing MU
300 m	44.27	Athing MU	400 m	1:00.37	Athing MU
500 m	1:16.08	Athing MU	600 m	1:31.41	Athing MU
700 m	1:46.70	Athing MU			

Heat 4 **6**
21 July 2022 17:34 START TIME **28° C** **51 %**
TEMPERATURE HUMIDITY

PLACE	BIB	NAME	COUNTRY	DATE of BIRTH	LANE	RESULT	
1	675	Renelle LAMOTE	FRA	26 Dec 93	7	2:00.71	Q
2	637	Freweyni HAILU	ETH	12 Feb 01	8	2:00.93	Q
3	1216	Ajee WILSON	USA	8 May 94	2	2:01.02	Q
4	683	Alexandra BELL	GBR	4 Nov 92	5	2:01.25	q
5	911	Naomi KORIR	KEN	1 Sep 98	3	2:01.61	q
6	1228	Shafiqua MALONEY	VIN	27 Feb 99	4	2:03.00	
7	522	Addy TOWNSEND	CAN	14 Dec 97	6	2:03.79	

INTERMEDIATE TIMES

100 m	13.72	Ajee WILSON	200 m	27.69	Ajee WILSON
300 m	43.07	Ajee WILSON	400 m	58.94	Ajee WILSON
500 m	1:14.97	Ajee WILSON	600 m	1:30.32	Renelle LAMOTE
700 m	1:45.65	Renelle LAMOTE			

Heat 5 **6**
21 July 2022 17:42 START TIME **28° C** **51 %**
TEMPERATURE HUMIDITY

PLACE	BIB	NAME	COUNTRY	DATE of BIRTH	LANE	RESULT	
1	1201	Raevyn ROGERS	USA	7 Sep 96	3	2:01.36	Q
2	628	Habitam ALEMU	ETH	9 Jul 97	6	2:01.37	Q
3	465	Noélie YARIGO	BEN	26 Dec 85	2	2:01.58	Q
4	1055	Prudence SEKGODISO	RSA	5 Jan 02	8	2:01.60	q
5	837	Chrisann GORDON-POWELL	JAM	18 Sep 94	4	2:01.91	
6	502	Madeleine KELLY	CAN	28 Dec 95	7	2:02.71	
7	456	Vanessa SCAUNET	BEL	9 Jul 96	5	2:04.07	
8	422	Claudia HOLLINGSWORTH	AUS	12 Apr 05	1	2:04.11	

INTERMEDIATE TIMES

100 m	13.80	Noélie YARIGO	200 m	27.96	Chrisann GORDON-POWELL
300 m	44.35	Habitam ALEMU	400 m	1:00.74	Habitam ALEMU
500 m	1:16.70	Habitam ALEMU	600 m	1:32.08	Prudence SEKGODISO
700 m	1:46.92	Habitam ALEMU			

RESULTS
800 Metres Women - Round 1
HEAT 6 INTERMEDIATES UPDATED
Heat 6

21 July 2022 17:50 START TIME

28° C TEMPERATURE 51 % HUMIDITY

PLACE	BIB	NAME	COUNTRY	DATE of BIRTH	LANE	RESULT	
1	838	Natoya GOULE	JAM	30 Mar 91	1	2:00.06	Q
2	912	Mary MORAA	KEN	15 Jun 00	8	2:00.42	Q
3	1025	Anna WIELGOSZ	POL	9 Nov 93	4	2:00.79	Q
4	741	Majtie KOLBERG	GER	5 Dec 99	7	2:01.21	q SB
5	792	Louise SHANAHAN	IRL	26 Jan 97	6	2:01.71	
6	1068	Jerneja SMONKAR	SLO	27 Jan 92	5	2:02.48	
7	883	Nozomi TANAKA	JPN	4 Sep 99	3	2:03.56	
8	983	Hedda HYNNE	NOR	13 Mar 90	2	2:06.27	

INTERMEDIATE TIMES

100 m	13.39	Mary MORAA	200 m	26.80	Mary MORAA
300 m	42.47	Mary MORAA	400 m	58.97	Natoya GOULE
500 m	1:14.91	Mary MORAA	600 m	1:30.17	Natoya GOULE
700 m	1:45.18	Natoya GOULE			

ALL-TIME OUTDOOR TOP LIST

RESULT	NAME	VENUE	DATE
1:53.28	Jarmila KRATOCHVÍLOVÁ (TCH)	München (GER)	26 Jul 83
1:53.43	Nadezhda OLIZARENKO (URS)	n Stadium, Moskva (URS)	27 Jul 80
1:54.01	Pamela JELIMO (KEN)	Letzigrund, Zürich (SUI)	29 Aug 08
1:54.25	Caster SEMENYA (RSA)	Stade Charléty, Paris (FRA)	30 Jun 18
1:54.44	Ana Fidelia QUIROT (CUB)	dio Olímpico, Barcelona (ESP)	9 Sep 89
1:54.81	Olga MINEYEVA (URS)	Lenin Stadium, Moskva (URS)	27 Jul 80
1:54.94	Tatyana KAZANKINA (URS)	pic Stadium, Montréal (CAN)	26 Jul 76
1:55.04	Athing MU (USA)	Hayward Field, Eugene, OR (USA)	21 Aug 21
1:55.05	Doina MELINTE (ROU)	Bucuresti (ROU)	1 Aug 82
1:55.19	Maria de Lurdes MUTOLA (MOZ)	Zürich (SUI)	17 Aug 94
1:55.19	Jolanda ČEPLAK (SLO)	Heusden-Zolder (BEL)	20 Jul 02

2022 OUTDOOR TOP LIST

RESULT	NAME	VENUE	2022
1:57.01	Athing MU (USA)	Stadio Olimpico, Roma (ITA)	9 Jun
1:57.23	Ajee WILSON (USA)	Hayward Field, Eugene, OR (USA)	26 Jun
1:57.45	Mary MORAA (KEN)	Moi International Sports Centre, Kasaran	24 Jun
1:57.71	Keely HODGKINSON (GBR)	Bislett Stadion, Oslo (NOR)	16 Jun
1:57.96	Raevyn ROGERS (USA)	Hayward Field, Eugene, OR (USA)	26 Jun
1:58.09	Laura MUIR (GBR)	Bislett Stadion, Oslo (NOR)	16 Jun
1:58.18	Allie WILSON (USA)	JSerra Catholic HS, San Juan Capistrano,	6 May
1:58.18	Faith KIPYEGON (KEN)	4oi International Sports Centre, Kasaran	24 Jun
1:58.28	Diribe WELTEJI (ETH)	Stadion Slaski, Chorzów (POL)	5 Jun
1:58.30	Sage HURTA (USA)	Hayward Field, Eugene, OR (USA)	24 Jun

RESULTS



800 Metres Women - Semi-Final

First 2 of each heat (Q) plus 2 fastest times (q) qualify to Final

RECORDS	RESULT	NAME	COUNTRY	AGE	VENUE	DATE
World Record WR	1:53.28	Jarmila KRATOCHVÍLOVÁ	TCH	32	München (GER)	26 Jul 1983
Championships Record CR	1:54.68	Jarmila KRATOCHVÍLOVÁ	TCH	32	Olympiastadion, Helsinki (FIN)	9 Aug 1983
World Leading WL	1:57.01	Athing MU	USA	20	Stadio Olimpico, Roma (ITA)	9 Jun 2022
Area Record AR		National Record NR		Personal Best PB		Season Best SB

Heat 1
3

22 July 2022 18:36 START TIME

25° C TEMPERATURE 50 % HUMIDITY

PLACE	BIB	NAME	COUNTRY	DATE of BIRTH	LANE	RESULT	
1	912	Mary MORAA	KEN	15 Jun 00	6	1:59.65	Q
2	1216	Ajee WILSON	USA	8 May 94	4	1:59.97	Q
3	856	Adelle TRACEY	JAM	27 May 93	8	2:00.21	
4	628	Habitam ALEMU	ETH	9 Jul 97	2	2:00.37	SB
5	714	Jemma REEKIE	GBR	6 Mar 98	3	2:00.43	
6	675	Renelle LAMOTE	FRA	26 Dec 93	5	2:00.86	
7	494	Lindsey BUTTERWORTH	CAN	27 Sep 92	7	2:01.39	
8	732	Christina HERING	GER	9 Oct 94	1	2:01.57	

INTERMEDIATE TIMES

100 m	13.88	Christina HERING	200 m	27.51	Mary MORAA
300 m	43.18	Mary MORAA	400 m	59.00	Mary MORAA
500 m	1:14.79	Mary MORAA	600 m	1:30.00	Mary MORAA
700 m	1:45.14	Mary MORAA			

Heat 2
3

22 July 2022 18:45 START TIME

25° C TEMPERATURE 50 % HUMIDITY

PLACE	BIB	NAME	COUNTRY	DATE of BIRTH	LANE	RESULT	
1	692	Keely HODGKINSON	GBR	3 Mar 02	4	1:58.51	Q
2	838	Natoya GOULE	JAM	30 Mar 91	3	1:58.73	Q
3	1201	Raevyn ROGERS	USA	7 Sep 96	6	1:58.77	q
4	637	Freweyni HAILU	ETH	12 Feb 01	8	2:00.11	
5	1025	Anna WIELGOSZ	POL	9 Nov 93	7	2:00.51	
6	741	Majtie KOLBERG	GER	5 Dec 99	2	2:01.36	
7	465	Noélie YARIGO	BEN	26 Dec 85	1	2:01.52	
8	682	Ellie BAKER	GBR	3 Jun 98	9	2:02.77	
9	409	Catriona BISSET	AUS	1 Mar 94	5	2:05.20	

INTERMEDIATE TIMES

100 m	13.73	Keely HODGKINSON	200 m	27.44	Catriona BISSET
300 m	42.16	Catriona BISSET	400 m	57.33	Catriona BISSET
500 m	1:13.01	Catriona BISSET	600 m	1:28.94	Keely HODGKINSON
700 m	1:43.88	Keely HODGKINSON			

RESULTS
800 Metres Women - Semi-Final

Heat 3 **3** **22 July 2022** **18:55** START TIME **25° C** **50 %**
TEMPERATURE HUMIDITY

PLACE	BIB	NAME	COUNTRY	DATE of BIRTH	LANE	RESULT	
1	1192	Athing MU	USA	8 Jun 02	6	1:58.12	Q
2	643	Diribe WELTEJI	ETH	13 May 02	5	1:58.16	Q PB
3	1066	Anita HORVAT	SLO	7 Sep 96	9	1:59.60	q PB
4	1081	Lore HOFFMANN	SUI	25 Jul 96	1	1:59.88	SB
5	1055	Prudence SEKGODISO	RSA	5 Jan 02	4	2:00.01	
6	800	Elena BELLÒ	ITA	18 Jan 97	8	2:00.34	
7	683	Alexandra BELL	GBR	4 Nov 92	2	2:00.82	
8	1121	Halimah NAKAAYI	UGA	16 Oct 94	3	2:01.05	
9	911	Naomi KORIR	KEN	1 Sep 98	7	2:03.08	

INTERMEDIATE TIMES					
100 m	13.70	Halimah NAKAAYI	200 m	27.57	Diribe WELTEJI
300 m	42.41	Diribe WELTEJI	400 m	57.10	Diribe WELTEJI
500 m	1:11.93	Diribe WELTEJI	600 m	1:27.14	Athing MU
700 m	1:42.41	Athing MU			

ALL-TIME OUTDOOR TOP LIST				2022 OUTDOOR TOP LIST			
RESULT	NAME	VENUE	DATE	RESULT	NAME	VENUE	2022
1:53.28	Jarmila KRATOCHVÍLOVÁ (TCH)	München (GER)	26 Jul 83	1:57.01	Athing MU (USA)	Stadio Olimpico, Roma (ITA)	9 Jun
1:53.43	Nadezhda OLIZARENKO (URS)	n Stadium, Moskva (URS)	27 Jul 80	1:57.23	Ajee WILSON (USA)	Hayward Field, Eugene, OR (USA)	26 Jun
1:54.01	Pamela JELIMO (KEN)	Letzigrund, Zürich (SUI)	29 Aug 08	1:57.45	Mary MORAA (KEN)	Moi International Sports Centre, Kasaran	24 Jun
1:54.25	Caster SEMENYA (RSA)	Stade Charléty, Paris (FRA)	30 Jun 18	1:57.71	Keely HODGKINSON (GBR)	Bislett Stadion, Oslo (NOR)	16 Jun
1:54.44	Ana Fidelia QUIROT (CUB)	dio Olímpico, Barcelona (ESP)	9 Sep 89	1:57.96	Raevyn ROGERS (USA)	Hayward Field, Eugene, OR (USA)	26 Jun
1:54.81	Olga MINEYEVA (URS)	Lenin Stadium, Moskva (URS)	27 Jul 80	1:58.09	Laura MUIR (GBR)	Bislett Stadion, Oslo (NOR)	16 Jun
1:54.94	Tatyana KAZANKINA (URS)	ipic Stadium, Montréal (CAN)	26 Jul 76	1:58.16	Diribe WELTEJI (ETH)	Oregon	22 Jul
1:55.04	Athing MU (USA)	Hayward Field, Eugene, OR (USA)	21 Aug 21	1:58.18	Allie WILSON (USA)	JSerra Catholic HS, San Juan Capistrano,	6 May
1:55.05	Doina MELINTE (ROU)	Bucuresti (ROU)	1 Aug 82	1:58.18	Faith KIPYEGON (KEN)	Moi International Sports Centre, Kasaran	24 Jun
1:55.19	Maria de Lurdes MUTOLA (MOZ)	Zürich (SUI)	17 Aug 94	1:58.30	Sage HURTA (USA)	Hayward Field, Eugene, OR (USA)	24 Jun
1:55.19	Jolanda ČEPLAK (SLO)	Heusden-Zolder (BEL)	20 Jul 02				



RESULTS

800 Metres Women - Final



RECORDS	RESULT	NAME	COUNTRY	AGE	VENUE	DATE
World Record WR	1:53.28	Jarmila KRATOCHVÍLOVÁ	TCH	32	München (GER)	26 Jul 1983
Championships Record CR	1:54.68	Jarmila KRATOCHVÍLOVÁ	TCH	32	Olympiastadion, Helsinki (FIN)	9 Aug 1983
World Leading WL	1:56.30	Athing MU	USA	20	Oregon	24 Jul 2022
Area Record AR		National Record NR		Personal Best PB		Season Best SB

24 July 2022 18:35 START TIME 31° C TEMPERATURE 40 % HUMIDITY

PLACE	BIB	NAME	COUNTRY	DATE of BIRTH	LANE	RESULT	
1	1192	Athing MU	USA	8 Jun 02	4	1:56.30	WL
2	692	Keely HODGKINSON	GBR	3 Mar 02	3	1:56.38	SB
3	912	Mary MORAA	KEN	15 Jun 00	5	1:56.71	PB
4	643	Diribe WELTEJI	ETH	13 May 02	7	1:57.02	PB
5	838	Natoya GOULE	JAM	30 Mar 91	2	1:57.90	SB
6	1201	Raevyn ROGERS	USA	7 Sep 96	8	1:58.26	
7	1066	Anita HORVAT	SLO	7 Sep 96	1	1:59.83	
8	1216	Ajee WILSON	USA	8 May 94	6	2:00.19	

INTERMEDIATE TIMES

100 m	13.42	Keely HODGKINSON	200 m	27.56	Diribe WELTEJI
300 m	42.29	Diribe WELTEJI	400 m	57.09	Diribe WELTEJI
500 m	1:11.96	Athing MU	600 m	1:26.79	Athing MU
700 m	1:41.71	Keely HODGKINSON			

ALL-TIME OUTDOOR TOP LIST

RESULT	NAME	VENUE	DATE
1:53.28	Jarmila KRATOCHVÍLOVÁ (TCH)	München (GER)	26 Jul 83
1:53.43	Nadezhda OLIZARENKO (URS)	Stadium, Moskva (URS)	27 Jul 80
1:54.01	Pamela JELIMO (KEN)	Letzigrund, Zürich (SUI)	29 Aug 08
1:54.25	Caster SEMENYA (RSA)	Stade Charléty, Paris (FRA)	30 Jun 18
1:54.44	Ana Fidelia QUIROT (CUB)	dio Olímpico, Barcelona (ESP)	9 Sep 89
1:54.81	Olqa MINEYEVA (URS)	Lenin Stadium, Moskva (URS)	27 Jul 80
1:54.94	Tatyana KAZANKINA (URS)	pic Stadium, Montréal (CAN)	26 Jul 76
1:55.04	Athing MU (USA)	Hayward Field, Eugene, OR (USA)	21 Aug 21
1:55.05	Doina MELINTE (ROU)	Bucuresti (ROU)	1 Aug 82
1:55.19	Maria de Lurdes MUTOLA (MOZ)	Zürich (SUI)	17 Aug 94
1:55.19	Jolanda ČEPLAK (SLO)	Heusden-Zolder (BEL)	20 Jul 02

2022 OUTDOOR TOP LIST

RESULT	NAME	VENUE	2022
1:56.30	Athing MU (USA)	Oregon	24 Jul
1:56.38	Keely HODGKINSON (GBR)	Oregon	24 Jul
1:56.71	Mary MORAA (KEN)	Oregon	24 Jul
1:57.02	Diribe WELTEJI (ETH)	Oregon	24 Jul
1:57.23	Ajee WILSON (USA)	Hayward Field, Eugene, OR (USA)	26 Jun
1:57.90	Natoya GOULE (JAM)	Oregon	24 Jul
1:57.96	Raevyn ROGERS (USA)	Hayward Field, Eugene, OR (USA)	26 Jun
1:58.09	Laura MUIR (GBR)	Bislett Stadion, Oslo (NOR)	16 Jun
1:58.18	Allie WILSON (USA)	JSerra Catholic HS, San Juan Capistrano,	6 May
1:58.18	Faith KIPYEGON (KEN)	foi International Sports Centre, Kasaran	24 Jun



RESULTS



1500 Metres Women - Round 1

First 6 of each heat (Q) plus 6 fastest times (q) qualify to Semi-Final

RECORDS	RESULT	NAME	COUNTRY	AGE	VENUE	DATE
World Record WR	3:50.07	Genzebe DIBABA	ETH	24	Stade Louis II, Monaco (MON)	17 Jul 2015
Championships Record CR	3:51.95	Sifan HASSAN	NED	26	Khalifa International Stadium, Doha (QAT)	5 Oct 2019
World Leading WL	3:52.59	Faith KIPYEGON	KEN	28	Hayward Field, Eugene, OR (USA)	28 May 2022
Area Record AR		National Record NR		Personal Best PB		Season Best SB

Heat 1
3

15 July 2022 18:10 START TIME

28° C TEMPERATURE 41 % HUMIDITY

PLACE	BIB	NAME	COUNTRY	DATE of BIRTH	ORDER	RESULT	
1	638	Hirut MESHESHA	ETH	20 Jan 01	1	4:07.05	Q
2	703	Laura MUIR	GBR	9 May 93	13	4:07.53	Q
3	420	Georgia GRIFFITH	AUS	5 Dec 96	10	4:07.65	Q
4	1178	Sinclair JOHNSON	USA	14 Apr 98	8	4:07.68	Q
5	822	Gaia SABBATINI	ITA	10 Jun 99	3	4:07.82	Q
6	576	Kristiina MÄKI	CZE	22 Sep 91	6	4:08.43	Q
7	1034	Marta PEN FREITAS	POR	31 Jul 93	11	4:08.58	
8	1101	Yolanda NGARAMBE	SWE	14 Sep 91	5	4:09.15	
9	909	Judith KIYENG	KEN	10 Dec 93	4	4:09.30	
10	520	Lucia STAFFORD	CAN	17 Aug 98	12	4:09.67	
11	460	Elise VANDERELST	BEL	27 Jan 98	7	4:10.45	
12	786	Sarah HEALY	IRL	13 Feb 01	2	4:11.31	
13	1113	Şilan AYYILDIZ	TUR	10 Oct 99	9	4:12.67	
14	885	Ran URABE	JPN	16 Jun 95	14	4:14.82	

INTERMEDIATE TIMES

100 m	15.33 Sinclair JOHNSON	200 m	32.05 Hirut MESHESHA
300 m	49.01 Hirut MESHESHA	400 m	1:06.30 Hirut MESHESHA
500 m	1:23.78 Hirut MESHESHA	600 m	1:41.09 Hirut MESHESHA
700 m	1:57.76 Hirut MESHESHA	800 m	2:14.28 Laura MUIR
900 m	2:31.23 Laura MUIR	1000 m	2:48.25 Hirut MESHESHA
1100 m	3:04.63 Hirut MESHESHA	1200 m	3:21.13 Hirut MESHESHA
1300 m	3:36.71 Hirut MESHESHA		

RESULTS
1500 Metres Women - Round 1
Heat 2 **3**

15 July 2022 18:21 START TIME

28° C TEMPERATURE 41 % HUMIDITY

PLACE	BIB	NAME	COUNTRY	DATE of BIRTH	ORDER	RESULT	
1	906	Faith KIPYEGON	KEN	10 Jan 94	11	4:04.53	Q
2	423	Jessica HULL	AUS	22 Oct 96	14	4:04.68	Q
3	637	Freweyni HAILU	ETH	12 Feb 01	9	4:04.85	Q
4	1205	Elle ST. PIERRE	USA	20 Feb 95	13	4:04.94	Q
5	739	Hanna KLEIN	GER	6 Apr 93	5	4:05.13	Q
6	856	Adelle TRACEY	JAM	27 May 93	3	4:05.14	Q
7	883	Nozomi TANAKA	JPN	4 Sep 99	4	4:05.30	q SB
8	619	Marta PÉREZ	ESP	19 Apr 93	1	4:05.92	q SB
9	1097	Hanna HERMANSSON	SWE	18 May 89	8	4:06.30	q PB
10	717	Katie SNOWDEN	GBR	9 Mar 94	10	4:06.92	q
11	936	Laura GALVÁN	MEX	5 Oct 91	7	4:07.25	
12	828	Sintayehu VISSA	ITA	29 Jul 96	12	4:07.33	
13	501	Natalia HAWTHORN	CAN	12 Jan 95	6	4:07.37	
14	406	Anjelina Nadai LOHALITH	ART	1 Jan 95	2	4:23.84	PB

NOTE **L** BIB 1205 (Elle ST. PIERRE) - Infringement of the inside border

INTERMEDIATE TIMES

100 m	15.37 Nozomi TANAKA	200 m	31.58 Nozomi TANAKA
300 m	47.69 Nozomi TANAKA	400 m	1:04.60 Nozomi TANAKA
500 m	1:21.16 Nozomi TANAKA	600 m	1:38.40 Nozomi TANAKA
700 m	1:55.48 Nozomi TANAKA	800 m	2:12.63 Nozomi TANAKA
900 m	2:29.80 Nozomi TANAKA	1000 m	2:47.04 Laura GALVÁN
1000 m	2:47.04 Faith KIPYEGON	1000 m	2:47.04 Anjelina Nadai LOHALITH
1100 m	3:03.18 Faith KIPYEGON	1200 m	3:19.08 Faith KIPYEGON
1300 m	3:34.30 Jessica HULL		

RESULTS
1500 Metres Women - Round 1

Heat 3 3 15 July 2022 18:32 START TIME 28° C TEMPERATURE 41 % HUMIDITY

PLACE	BIB	NAME	COUNTRY	DATE of BIRTH	ORDER	RESULT	
1	642	Gudaf TSEGAY	ETH	23 Jun 97	4	4:02.68	Q
2	897	Winnie CHEBET	KEN	20 Dec 90	2	4:03.12	Q SB
3	421	Linden HALL	AUS	20 Jun 91	14	4:03.21	Q
4	1007	Sofia ENNAOUI	POL	30 Aug 95	3	4:03.52	Q SB
5	761	Katharina TROST	GER	28 Jun 95	13	4:03.53	Q PB
6	1187	Cory Ann MCGEE	USA	29 May 92	12	4:03.61	Q
7	1122	Winnie NANYONDO	UGA	23 Aug 93	8	4:03.81	q
8	577	Diana MEZULIÁNIKOVÁ	CZE	10 Apr 92	5	4:06.55	q SB
9	902	Edinah JEBITOK	KEN	10 Nov 01	7	4:07.12	
10	806	Federica DEL BUONO	ITA	12 Dec 94	1	4:08.42	
11	689	Melissa COURTNEY-BRYANT	GBR	30 Aug 93	11	4:09.07	
12	647	Nathalie BLOMQUIST	FIN	20 Apr 01	6	4:11.98	
13	935	Alma Delia CORTES	MEX	26 Dec 97	10	4:13.92	
14	916	Gresa BAKRAÇI	KOS	11 Sep 95	9	4:22.77	

INTERMEDIATE TIMES					
100 m	15.43	Winnie NANYONDO	200 m	32.46	Winnie NANYONDO
300 m	49.88	Winnie NANYONDO	400 m	1:07.23	Alma Delia CORTES
500 m	1:23.86	Alma Delia CORTES	600 m	1:40.65	Alma Delia CORTES
700 m	1:56.81	Gudaf TSEGAY	800 m	2:12.71	Gudaf TSEGAY
900 m	2:28.06	Gudaf TSEGAY	1000 m	2:43.71	Gudaf TSEGAY
1100 m	2:59.54	Gudaf TSEGAY	1200 m	3:15.31	Gudaf TSEGAY
1300 m	3:30.77	Gudaf TSEGAY	1400 m	3:46.56	Gudaf TSEGAY

ALL-TIME OUTDOOR TOP LIST				2022 OUTDOOR TOP LIST			
RESULT	NAME	VENUE	DATE	RESULT	NAME	VENUE	2022
3:50.07	Genzebe DIBABA (ETH)	Stade Louis II, Monaco (MON)	17 Jul 15	3:52.59	Faith KIPYEGON (KEN)	Hayward Field, Eugene, OR (USA)	28 May
3:50.46	Yunxia QU (CHN)	Beijing (CHN)	11 Sep 93	3:54.21	Gudaf TSEGAY (ETH)	Hayward Field, Eugene, OR (USA)	28 May
3:50.98	Jiang BO (CHN)	Shanghai (CHN)	18 Oct 97	3:57.30	Hirut MESHESHA (ETH)	Complexe Sportif Prince Moulay Abdellah, 5 Jun	
3:51.07	Faith KIPYEGON (KEN)	Stade Louis II, Monaco (MON)	9 Jul 21	3:58.18	Freweyni HAILU (ETH)	Complexe Sportif Prince Moulay Abdellah, 5 Jun	
3:51.34	Yinglai LANG (CHN)	Shanghai (CHN)	18 Oct 97	3:58.62	Gabriela DEBUES-STAFFORD (CAN)	Hayward Field, Eugene, OR (USA)	28 May
3:51.92	Junxia WANG (CHN)	Beijing (CHN)	11 Sep 93	3:58.80	Axumawit EMBAYE (ETH)	Complexe Sportif Prince Moulay Abdellah, 5 Jun	
3:51.95	Sifan HASSAN (NED)	Stade International Stadium, Doha (QAT)	5 Oct 19	3:58.85	Sinclair JOHNSON (USA)	Hayward Field, Eugene, OR (USA)	28 May
3:52.47	Tatyana KAZANKINA (URS)	Zürich (SUI)	13 Aug 80	3:59.19	Diribe WELTEJI (ETH)	Městský Stadion, Ostrava (CZE)	31 May
3:53.91	Lili YIN (CHN)	Shanghai (CHN)	18 Oct 97	3:59.31	Jessica HULL (AUS)	Hayward Field, Eugene, OR (USA)	28 May
3:53.96	Paula IVAN (ROU)	Olympic Stadium, Jamsil, Seoul (KOR)	1 Oct 88	3:59.68	Elle ST. PIERRE (USA)	Hayward Field, Eugene, OR (USA)	28 May



RESULTS



1500 Metres Women - Semi-Final

First 5 of each heat (Q) plus 2 fastest times (q) qualify to Final

RECORDS	RESULT	NAME	COUNTRY	AGE	VENUE	DATE
World Record WR	3:50.07	Genzebe DIBABA	ETH	24	Stade Louis II, Monaco (MON)	17 Jul 2015
Championships Record CR	3:51.95	Sifan HASSAN	NED	26	Khalifa International Stadium, Doha (QAT)	5 Oct 2019
World Leading WL	3:52.59	Faith KIPYEGON	KEN	28	Hayward Field, Eugene, OR (USA)	28 May 2022
Area Record AR		National Record NR		Personal Best PB		Season Best SB

Heat 1 **2** 16 July 2022 19:05 START TIME 23° C TEMPERATURE 66 % HUMIDITY

PLACE	BIB	NAME	COUNTRY	DATE of BIRTH	ORDER	RESULT	
1	642	Gudaf TSEGAY	ETH	23 Jun 97	2	4:01.28	Q
2	703	Laura MUIR	GBR	9 May 93	7	4:01.78	Q SB
3	423	Jessica HULL	AUS	22 Oct 96	5	4:01.81	Q
4	637	Freweyni HAILU	ETH	12 Feb 01	8	4:02.28	Q
5	1187	Cory Ann MCGEE	USA	29 May 92	6	4:02.74	Q
6	897	Winy CHEBET	KEN	20 Dec 90	4	4:03.08	q SB
7	619	Marta PÉREZ	ESP	19 Apr 93	9	4:04.24	q SB
8	739	Hanna KLEIN	GER	6 Apr 93	12	4:04.62	
9	421	Linden HALL	AUS	20 Jun 91	10	4:04.65	
10	1097	Hanna HERMANSSON	SWE	18 May 89	1	4:06.70	
11	1205	Elle ST. PIERRE	USA	20 Feb 95	11	4:09.84	
12	576	Kristiina MÁKI	CZE	22 Sep 91	3	4:21.67	

INTERMEDIATE TIMES

100 m	14.95 Freweyni HAILU	200 m	31.22 Freweyni HAILU
300 m	47.91 Freweyni HAILU	400 m	1:05.61 Freweyni HAILU
400 m	1:05.61 Hanna HERMANSSON	500 m	1:22.87 Linden HALL
600 m	1:39.93 Linden HALL	700 m	1:56.71 Linden HALL
800 m	2:13.35 Linden HALL	800 m	2:13.35 Kristiina MÁKI
900 m	2:28.79 Gudaf TSEGAY	1000 m	2:44.35 Gudaf TSEGAY
1100 m	2:59.99 Gudaf TSEGAY	1200 m	3:15.42 Gudaf TSEGAY
1300 m	3:30.91 Gudaf TSEGAY	1400 m	3:46.05 Gudaf TSEGAY

RESULTS
1500 Metres Women - Semi-Final

Heat 2 2 16 July 2022 19:17 START TIME 23° C 66 %
TEMPERATURE HUMIDITY

PLACE	BIB	NAME	COUNTRY	DATE OF BIRTH	ORDER	RESULT	
1	906	Faith KIPYEGON	KEN	10 Jan 94	7	4:03.98	Q
2	638	Hirut MESHESHA	ETH	20 Jan 01	8	4:04.05	Q
3	1178	Sinclair JOHNSON	USA	14 Apr 98	2	4:04.51	Q
4	420	Georgia GRIFFITH	AUS	5 Dec 96	5	4:05.16	Q
5	1007	Sofia ENNAOUI	POL	30 Aug 95	6	4:05.17	Q
6	883	Nozomi TANAKA	JPN	4 Sep 99	3	4:05.79	
7	761	Katharina TROST	GER	28 Jun 95	12	4:05.85	
8	856	Adelle TRACEY	JAM	27 May 93	11	4:06.96	
9	577	Diana MEZULIÁNIKOVÁ	CZE	10 Apr 92	9	4:07.62	
10	717	Katie SNOWDEN	GBR	9 Mar 94	10	4:08.29	
	1122	Winnie NANYONDO	UGA	23 Aug 93	1	DNF	qR
	822	Gaia SABBATINI	ITA	10 Jun 99	4	DQ	TR17.2.2

NOTE WA Rule TR17.2.2 - Jostling / obstruction

INTERMEDIATE TIMES

100 m	14.72 Hirut MESHESHA	200 m	31.70 Faith KIPYEGON
300 m	48.78 Hirut MESHESHA	400 m	1:06.24 Nozomi TANAKA
500 m	1:22.78 Nozomi TANAKA	600 m	1:39.66 Nozomi TANAKA
700 m	1:56.30 Nozomi TANAKA	800 m	2:13.04 Nozomi TANAKA
900 m	2:29.68 Faith KIPYEGON	1000 m	2:46.48 Faith KIPYEGON
1100 m	3:02.67 Faith KIPYEGON	1200 m	3:18.54 Faith KIPYEGON
1300 m	3:33.75 Faith KIPYEGON	1400 m	3:48.80 Faith KIPYEGON

ALL-TIME OUTDOOR TOP LIST

RESULT	NAME	VENUE	DATE
3:50.07	Genzebe DIBABA (ETH)	Stade Louis II, Monaco (MON)	17 Jul 15
3:50.46	Yunxia QU (CHN)	Beijing (CHN)	11 Sep 93
3:50.98	Jiang BO (CHN)	Shanghai (CHN)	18 Oct 97
3:51.07	Faith KIPYEGON (KEN)	Stade Louis II, Monaco (MON)	9 Jul 21
3:51.34	Yinglai LANG (CHN)	Shanghai (CHN)	18 Oct 97
3:51.92	Junxia WANG (CHN)	Beijing (CHN)	11 Sep 93
3:51.95	Sifan HASSAN (NED)	ifa International Stadium, Doha (QAT)	5 Oct 19
3:52.47	Tatyana KAZANKINA (URS)	Zürich (SUI)	13 Aug 80
3:53.91	Lili YIN (CHN)	Shanghai (CHN)	18 Oct 97
3:53.96	Paula IVAN (ROU)	Olympic Stadium, Jamsil, Seoul (KOR)	1 Oct 88

2022 OUTDOOR TOP LIST

RESULT	NAME	VENUE	2022
3:52.59	Faith KIPYEGON (KEN)	Hayward Field, Eugene, OR (USA)	28 May
3:54.21	Gudaf TSEGAY (ETH)	Hayward Field, Eugene, OR (USA)	28 May
3:57.30	Hirut MESHESHA (ETH)	Complexe Sportif Prince Moulay Abdellah,	5 Jun
3:58.18	Freweyni HAILU (ETH)	Complexe Sportif Prince Moulay Abdellah,	5 Jun
3:58.62	Gabriela DEBUES-STAFFORD (CAN)	Hayward Field, Eugene, OR (USA)	28 May
3:58.80	Axumawit EMBAYE (ETH)	Complexe Sportif Prince Moulay Abdellah,	5 Jun
3:58.85	Sinclair JOHNSON (USA)	Hayward Field, Eugene, OR (USA)	28 May
3:59.19	Diribe WELTEJI (ETH)	Mestský Stadion, Ostrava (CZE)	31 May
3:59.31	Jessica HULL (AUS)	Hayward Field, Eugene, OR (USA)	28 May
3:59.68	Elle ST. PIERRE (USA)	Hayward Field, Eugene, OR (USA)	28 May

RESULTS

1500 Metres Women - Final



RECORDS	RESULT	NAME	COUNTRY	AGE	VENUE	DATE
World Record WR	3:50.07	Genzebe DIBABA	ETH	24	Stade Louis II, Monaco (MON)	17 Jul 2015
Championships Record CR	3:51.95	Sifan HASSAN	NED	26	Khalifa International Stadium, Doha (QAT)	5 Oct 2019
World Leading WL	3:52.59	Faith KIPYEGON	KEN	28	Hayward Field, Eugene, OR (USA)	28 May 2022
Area Record AR		National Record NR		Personal Best PB		Season Best SB

18 July 2022 19:51 START TIME
25° C TEMPERATURE 46 % HUMIDITY

PLACE	BIB	NAME	COUNTRY	DATE of BIRTH	ORDER	RESULT
1	906	Faith KIPYEGON	KEN	10 Jan 94	1	3:52.96
2	642	Gudaf TSEGAY	ETH	23 Jun 97	4	3:54.52
3	703	Laura MUIR	GBR	9 May 93	2	3:55.28 SB
4	637	Freweyni HAILU	ETH	12 Feb 01	6	4:01.28
5	1007	Sofia ENNAOUI	POL	30 Aug 95	3	4:01.43 SB
6	1178	Sinclair JOHNSON	USA	14 Apr 98	8	4:01.63
7	423	Jessica HULL	AUS	22 Oct 96	12	4:01.82
8	1122	Winnie NANYONDO	UGA	23 Aug 93	5	4:01.98
9	420	Georgia GRIFFITH	AUS	5 Dec 96	13	4:03.26
10	1187	Cory Ann MCGEE	USA	29 May 92	10	4:03.70
11	619	Marta PÉREZ	ESP	19 Apr 93	7	4:04.25
12	638	Hirut MESHESHA	ETH	20 Jan 01	9	4:05.86
13	897	Winnie CHEBET	KEN	20 Dec 90	11	4:15.13

INTERMEDIATE TIMES

100 m	14.57	Gudaf TSEGAY	200 m	28.79	Gudaf TSEGAY
300 m	43.42	Gudaf TSEGAY	400 m	58.82	Gudaf TSEGAY
500 m	1:14.62	Gudaf TSEGAY	600 m	1:30.85	Gudaf TSEGAY
700 m	1:46.97	Faith KIPYEGON	800 m	2:03.18	Gudaf TSEGAY
900 m	2:19.47	Gudaf TSEGAY	1000 m	2:35.94	Gudaf TSEGAY
1100 m	2:51.76	Gudaf TSEGAY	1200 m	3:07.69	Gudaf TSEGAY
1300 m	3:22.67	Faith KIPYEGON	1400 m	3:37.45	Faith KIPYEGON

ALL-TIME OUTDOOR TOP LIST

RESULT	NAME	VENUE	DATE
3:50.07	Genzebe DIBABA (ETH)	Stade Louis II, Monaco (MON)	17 Jul 15
3:50.46	Yunxia QU (CHN)	Beijing (CHN)	11 Sep 93
3:50.98	Jianq BO (CHN)	Shanghai (CHN)	18 Oct 97
3:51.07	Faith KIPYEGON (KEN)	Stade Louis II, Monaco (MON)	9 Jul 21
3:51.34	Yinglai LANG (CHN)	Shanghai (CHN)	18 Oct 97
3:51.92	Junxia WANG (CHN)	Beijing (CHN)	11 Sep 93
3:51.95	Sifan HASSAN (NED)	Khalifa International Stadium, Doha (QAT)	5 Oct 19
3:52.47	Tatyana KAZANKINA (URS)	Zürich (SUI)	13 Aug 80
3:53.91	Lili YIN (CHN)	Shanghai (CHN)	18 Oct 97
3:53.96	Paula IVAN (ROU)	Olympic Stadium, Jamsil, Seoul (KOR)	1 Oct 88

2022 OUTDOOR TOP LIST

RESULT	NAME	VENUE	2022
3:52.59	Faith KIPYEGON (KEN)	Hayward Field, Eugene, OR (USA)	28 May
3:54.21	Gudaf TSEGAY (ETH)	Hayward Field, Eugene, OR (USA)	28 May
3:55.28	Laura MUIR (GBR)	Oregon	18 Jul
3:57.30	Hirut MESHESHA (ETH)	Complexe Sportif Prince Moulay Abdellah,	5 Jun
3:58.18	Freweyni HAILU (ETH)	Complexe Sportif Prince Moulay Abdellah,	5 Jun
3:58.62	Gabriela DEBUES-STAFFORD (CAN)	Hayward Field, Eugene, OR (USA)	28 May
3:58.80	Axumawit EMBAYE (ETH)	Complexe Sportif Prince Moulay Abdellah,	5 Jun
3:58.85	Sinclair JOHNSON (USA)	Hayward Field, Eugene, OR (USA)	28 May
3:59.19	Diribe WELTEJI (ETH)	Mestský Stadion, Ostrava (CZE)	31 May
3:59.31	Jessica HULL (AUS)	Hayward Field, Eugene, OR (USA)	28 May



RESULTS



5000 Metres Women - Round 1

First 5 of each heat (Q) plus 5 fastest times (q) qualify to Final

RECORDS	RESULT	NAME	COUNTRY	AGE	VENUE	DATE
World Record WR	14:06.62	Letesenbet GIDEY	ETH	22	Estadio de Atletismo del Turia, Valencia	7 Oct 2020
Championships Record CR	14:26.72	Hellen OBIRI	KEN	30	Khalifa International Stadium, Doha (QAT)	5 Oct 2019
World Leading WL	14:12.98	Ejgayehu TAYE	ETH	22	Hayward Field, Eugene, OR (USA)	27 May 2022
Area Record AR		National Record NR		Personal Best PB		Season Best SB

Heat 1
2

20 July 2022 16:25 START TIME

33° C TEMPERATURE 35 % HUMIDITY

PLACE	BIB	NAME	COUNTRY	DATE of BIRTH	ORDER	RESULT	
1	642	Gudaf TSEGAY	ETH	23 Jun 97	4	14:52.64	Q
2	640	Dawit SEYAUM	ETH	27 Jul 96	14	14:53.06	Q
3	896	Beatrice CHEBET	KEN	5 Mar 00	7	14:53.34	Q SB
4	904	Margaret Chelimo KIPKEMBOI	KEN	9 Feb 93	9	14:53.45	Q SB
5	1203	Karissa SCHWEIZER	USA	4 May 96	13	14:53.69	Q SB
6	1173	Emily INFELD	USA	21 Mar 90	16	15:00.98	q SB
7	870	Ririka HIRONAKA	JPN	24 Nov 00	2	15:02.03	SB
8	740	Konstanze KLOSTERHALFEN	GER	18 Feb 97	3	15:17.78	
9	954	Maureen KOSTER	NED	3 Jul 92	17	15:18.17	
10	1099	Sarah LAHTI	SWE	18 Feb 95	10	15:26.05	
11	604	Rahel DANIEL	ERI	16 Nov 01	1	15:31.03	
12	699	Amy-Eloise MARKOVIC	GBR	5 Aug 95	18	15:31.62	SB
13	1056	Caster SEMENYA	RSA	7 Jan 91	6	15:46.12	
14	868	Kaede HAGITANI	JPN	10 Oct 00	5	15:53.39	
15	402	Florencia BORELLI	ARG	30 Oct 92	15	16:06.36	
16	1223	Edymar BREA	VEN	3 Mar 97	11	16:41.32	
	661	Camilla RICHARDSSON	FIN	14 Sep 93	12	DNF	
	435	Natalie RULE	AUS	8 Aug 96	8	DNF	

RESULTS
5000 Metres Women - Round 1
INTERMEDIATE TIMES

100 m	17.06 Ririka HIRONAKA	200 m	33.84 Gudaf TSEGAY
300 m	51.86 Ririka HIRONAKA	400 m	1:09.67 Ririka HIRONAKA
500 m	1:27.88 Ririka HIRONAKA	600 m	1:45.83 Ririka HIRONAKA
700 m	2:03.73 Ririka HIRONAKA	800 m	2:21.55 Ririka HIRONAKA
900 m	2:39.35 Ririka HIRONAKA	1000 m	2:57.16 Ririka HIRONAKA
1100 m	3:14.96 Ririka HIRONAKA	1200 m	3:32.77 Ririka HIRONAKA
1300 m	3:50.73 Ririka HIRONAKA	1400 m	4:08.67 Ririka HIRONAKA
1500 m	4:26.49 Ririka HIRONAKA	1600 m	4:44.54 Ririka HIRONAKA
1700 m	5:02.96 Ririka HIRONAKA	1800 m	5:20.97 Ririka HIRONAKA
1900 m	5:39.21 Ririka HIRONAKA	2000 m	5:57.41 Ririka HIRONAKA
2100 m	6:15.59 Ririka HIRONAKA	2200 m	6:33.55 Ririka HIRONAKA
2300 m	6:51.65 Ririka HIRONAKA	2400 m	7:09.99 Ririka HIRONAKA
2500 m	7:28.13 Ririka HIRONAKA	2600 m	7:46.18 Ririka HIRONAKA
2700 m	8:04.16 Ririka HIRONAKA	2800 m	8:22.56 Ririka HIRONAKA
2900 m	8:41.14 Ririka HIRONAKA	3000 m	8:59.90 Ririka HIRONAKA
3100 m	9:19.12 Ririka HIRONAKA	3200 m	9:38.31 Ririka HIRONAKA
3300 m	9:57.46 Ririka HIRONAKA	3400 m	10:16.01 Ririka HIRONAKA
3500 m	10:35.06 Ririka HIRONAKA	3600 m	10:54.05 Ririka HIRONAKA
3700 m	11:12.67 Ririka HIRONAKA	3800 m	11:31.15 Ririka HIRONAKA
3900 m	11:48.90 Karissa SCHWEIZER	4000 m	12:06.78 Karissa SCHWEIZER
4100 m	12:24.22 Karissa SCHWEIZER	4200 m	12:41.59 Karissa SCHWEIZER
4300 m	12:58.68 Karissa SCHWEIZER	4400 m	13:15.15 Gudaf TSEGAY
4500 m	13:32.53 Gudaf TSEGAY	4600 m	13:49.32 Gudaf TSEGAY
4700 m	14:05.94 Gudaf TSEGAY	4800 m	14:22.23 Gudaf TSEGAY
4900 m	14:38.46 Gudaf TSEGAY		

RESULTS
5000 Metres Women - Round 1
Heat 2 2

20 July 2022 16:51 START TIME 33° C TEMPERATURE 33 % HUMIDITY

PLACE	BIB	NAME	COUNTRY	DATE OF BIRTH	ORDER	RESULT	
1	636	Letesenbet GIDEY	ETH	20 Mar 98	7	14:52.27	Q
2	891	Caroline Chepkoech KIPKIRUI	KAZ	26 May 94	19	14:52.54	Q SB
3	951	Sifan HASSAN	NED	1 Jan 93	10	14:52.89	Q SB
4	982	Karoline Bjerkeli GRØVDAL	NOR	14 Jun 90	18	14:53.07	Q
5	1150	Elise CRANNY	USA	9 May 96	1	14:53.20	Q
6	908	Gloria KITE	KEN	10 Jan 98	15	14:53.62	q SB
7	700	Eilish MCCOLGAN	GBR	25 Nov 90	9	14:56.47	q SB
8	694	Jessica JUDD	GBR	7 Jan 95	2	14:57.64	q
9	883	Nozomi TANAKA	JPN	4 Sep 99	8	15:00.21	q SB
10	755	Alina REH	GER	23 May 97	16	15:13.92	
11	936	Laura GALVÁN	MEX	5 Oct 91	5	15:15.92	
12	1032	Mariana MACHADO	POR	12 Nov 00	11	15:18.09	PB
13	1116	Esther CHEBET	UGA	9 Oct 97	14	15:26.40	
14	797	Selamawit TEFERI	ISR	24 Mar 94	12	15:44.30	SB
15	417	Rose DAVIES	AUS	21 Dec 99	4	15:45.95	
16	1224	Joselyn Daniely BREA	VEN	12 Aug 94	6	15:46.75	SB
17	779	Parul CHAUDHARY	IND	15 Apr 95	17	15:54.03	
18	723	Sara BENFARES	GER	27 May 01	13	16:34.23	
19	503	Gracelyn LARKIN	CAN	01	3	16:48.78	

INTERMEDIATE TIMES

100 m	17.45 Elise CRANNY	200 m	36.71 Eilish MCCOLGAN
300 m	54.84 Eilish MCCOLGAN	400 m	1:12.83 Eilish MCCOLGAN
500 m	1:30.61 Eilish MCCOLGAN	600 m	1:48.26 Eilish MCCOLGAN
700 m	2:06.08 Eilish MCCOLGAN	800 m	2:23.99 Eilish MCCOLGAN
900 m	2:41.70 Eilish MCCOLGAN	1000 m	2:59.33 Eilish MCCOLGAN
1100 m	3:16.97 Eilish MCCOLGAN	1200 m	3:34.86 Eilish MCCOLGAN
1300 m	3:52.55 Eilish MCCOLGAN	1400 m	4:10.05 Eilish MCCOLGAN
1500 m	4:27.88 Eilish MCCOLGAN	1600 m	4:45.84 Eilish MCCOLGAN
1700 m	5:03.71 Eilish MCCOLGAN	1800 m	5:21.59 Eilish MCCOLGAN
1900 m	5:39.59 Eilish MCCOLGAN	2000 m	5:57.67 Eilish MCCOLGAN
2100 m	6:15.58 Eilish MCCOLGAN	2200 m	6:33.46 Eilish MCCOLGAN
2300 m	6:51.39 Eilish MCCOLGAN	2400 m	7:09.39 Eilish MCCOLGAN
2500 m	7:27.37 Eilish MCCOLGAN	2600 m	7:45.22 Eilish MCCOLGAN
2700 m	8:03.28 Eilish MCCOLGAN	2800 m	8:21.80 Eilish MCCOLGAN
2900 m	8:40.08 Eilish MCCOLGAN	3000 m	8:58.00 Eilish MCCOLGAN
3100 m	9:16.25 Eilish MCCOLGAN	3200 m	9:34.81 Eilish MCCOLGAN
3300 m	9:53.03 Eilish MCCOLGAN	3400 m	10:11.21 Eilish MCCOLGAN
3500 m	10:29.48 Eilish MCCOLGAN	3600 m	10:47.92 Eilish MCCOLGAN
3700 m	11:06.35 Eilish MCCOLGAN	3800 m	11:24.63 Eilish MCCOLGAN
3900 m	11:43.08 Eilish MCCOLGAN	4000 m	12:01.49 Eilish MCCOLGAN
4100 m	12:20.01 Eilish MCCOLGAN	4200 m	12:38.14 Eilish MCCOLGAN
4300 m	12:56.44 Eilish MCCOLGAN	4400 m	13:14.65 Jessica JUDD
4500 m	13:32.19 Caroline Chepkoech KIPKIRUI	4600 m	13:49.10 Jessica JUDD
4700 m	14:05.72 Jessica JUDD	4800 m	14:22.09 Karoline Bjerkeli GRØVDAL
4900 m	14:37.97 Karoline Bjerkeli GRØVDAL		

RESULTS

5000 Metres Women - Round 1

ALL-TIME OUTDOOR TOP LIST				2022 OUTDOOR TOP LIST			
RESULT	NAME	VENUE	DATE	RESULT	NAME	VENUE	2022
14:06.62	Letesenbet GIDEY (ETH)	de Atletismo del Turia, Valencia	7 Oct 20	14:12.98	Ejgayehu TAYE (ETH)	Hayward Field, Eugene, OR (USA)	27 May
14:11.15	Tirunesh DIBABA (ETH)	Bislett Stadion, Oslo (NOR)	6 Jun 08	14:24.59	Letesenbet GIDEY (ETH)	Hayward Field, Eugene, OR (USA)	27 May
14:12.59	Almaz AYANA (ETH)	Stadio Olimpico, Roma (ITA)	2 Jun 16	14:25.84	Dawit SEYAUM (ETH)	Bislett Stadion, Oslo (NOR)	16 Jun
14:12.88	Meseret DEFAR (ETH)	Stockholm (SWE)	22 Jul 08	14:26.69	Gudaf TSEGAY (ETH)	Bislett Stadion, Oslo (NOR)	16 Jun
14:12.98	Ejgayehu TAYE (ETH)	Hayward Field, Eugene, OR (USA)	27 May 22	14:31.07	Karoline Bjerkeli GRØVDAL (NOR)	Bislett Stadion, Oslo (NOR)	16 Jun
14:13.32	Gudaf TSEGAY (ETH)	inkers-Koen Stadion, Hengelo (NED)	8 Jun 21	14:31.11	Alicia MONSON (USA)	Bislett Stadion, Oslo (NOR)	16 Jun
14:15.24	Senbere TEFERI (ETH)	kers-Koen Stadion, Hengelo (NED)	8 Jun 21	14:32.17	Almaz AYANA (ETH)	Bislett Stadion, Oslo (NOR)	16 Jun
14:15.41	Genzebe DIBABA (ETH)	Paris (FRA)	4 Jul 15	14:33.66	Hawi FEYSA (ETH)	Bislett Stadion, Oslo (NOR)	16 Jun
14:18.37	Hellen OBIRI (KEN)	Stadio Olimpico, Roma (ITA)	8 Jun 17	14:36.66	Rahel DANIEL (ERI)	Hayward Field, Eugene, OR (USA)	27 May
14:20.68	Agnes Jebet TIROP (KEN)	lympic Stadium, London (GBR)	21 Jul 19	14:37.94	Konstanze KLOSTERHALFEN (GER)	islett Stadion, Oslo (NOR)	16 Jun

RESULTS

5000 Metres Women - Final



RECORDS	RESULT	NAME	COUNTRY	AGE	VENUE	DATE
World Record WR	14:06.62	Letesenbet GIDEY	ETH	22	Estadio de Atletismo del Turia, Valencia	7 Oct 2020
Championships Record CR	14:26.72	Hellen OBIRI	KEN	30	Khalifa International Stadium, Doha (QAT)	5 Oct 2019
World Leading WL	14:12.98	Ejgayehu TAYE	ETH	22	Hayward Field, Eugene, OR (USA)	27 May 2022
Area Record AR		National Record NR		Personal Best PB		Season Best SB

23 July 2022 18:25 START TIME 25° C TEMPERATURE 43 % HUMIDITY

PLACE	BIB	NAME	COUNTRY	DATE of BIRTH	ORDER	RESULT
1	642	Gudaf TSEGAY	ETH	23 Jun 97	9	14:46.29
2	896	Beatrice CHEBET	KEN	5 Mar 00	15	14:46.75 SB
3	640	Dawit SEYAUM	ETH	27 Jul 96	14	14:47.36
4	904	Margaret Chelimo KIPKEMBOI	KEN	9 Feb 93	4	14:47.71 SB
5	636	Letesenbet GIDEY	ETH	20 Mar 98	5	14:47.98
6	951	Sifan HASSAN	NED	1 Jan 93	6	14:48.12 SB
7	891	Caroline Chepkoech KIPKIRUI	KAZ	26 May 94	3	14:54.80
8	982	Karoline Bjerkeli GRØVDAL	NOR	14 Jun 90	1	14:57.62
9	1150	Elise CRANNY	USA	9 May 96	13	14:59.99
10	908	Gloria KITE	KEN	10 Jan 98	12	15:01.22
11	700	Eilish MCCOLGAN	GBR	25 Nov 90	7	15:03.03
12	883	Nozomi TANAKA	JPN	4 Sep 99	10	15:19.35
13	694	Jessica JUDD	GBR	7 Jan 95	11	15:19.88
14	1173	Emily INFELD	USA	21 Mar 90	2	15:29.03
	1203	Karissa SCHWEIZER	USA	4 May 96	8	DNF

INTERMEDIATE TIMES

100 m	16.51	Dawit SEYAUM	200 m	35.96	Dawit SEYAUM
200 m	35.96	Caroline Chepkoech KIPKIRUI	300 m	56.87	Dawit SEYAUM
400 m	1:17.97	Dawit SEYAUM	500 m	1:39.27	Dawit SEYAUM
600 m	1:59.56	Letesenbet GIDEY	700 m	2:21.37	Dawit SEYAUM
800 m	2:39.94	Gudaf TSEGAY	900 m	2:57.54	Gudaf TSEGAY
1000 m	3:14.21	Gudaf TSEGAY	1100 m	3:31.08	Gudaf TSEGAY
1200 m	3:48.28	Gudaf TSEGAY	1300 m	4:05.47	Gudaf TSEGAY
1400 m	4:22.32	Gudaf TSEGAY	1500 m	4:39.51	Letesenbet GIDEY
1600 m	4:57.35	Letesenbet GIDEY	1700 m	5:15.31	Letesenbet GIDEY
1800 m	5:33.08	Gudaf TSEGAY	1900 m	5:50.01	Gudaf TSEGAY
2000 m	6:07.56	Gudaf TSEGAY	2100 m	6:25.02	Gudaf TSEGAY
2200 m	6:42.20	Gudaf TSEGAY	2300 m	6:59.62	Letesenbet GIDEY
2400 m	7:17.33	Letesenbet GIDEY	2500 m	7:34.98	Letesenbet GIDEY
2600 m	7:52.94	Letesenbet GIDEY	2700 m	8:10.97	Letesenbet GIDEY
2800 m	8:28.15	Gudaf TSEGAY	2900 m	8:45.41	Gudaf TSEGAY
3000 m	9:02.79	Gudaf TSEGAY	3100 m	9:20.71	Gudaf TSEGAY
3200 m	9:38.18	Letesenbet GIDEY	3300 m	9:55.70	Letesenbet GIDEY
3400 m	10:13.36	Letesenbet GIDEY	3500 m	10:31.62	Letesenbet GIDEY
3600 m	10:49.80	Gudaf TSEGAY	3700 m	11:07.90	Gudaf TSEGAY
3800 m	11:25.09	Gudaf TSEGAY	3900 m	11:43.14	Gudaf TSEGAY
4000 m	12:00.69	Letesenbet GIDEY	4100 m	12:18.46	Letesenbet GIDEY
4200 m	12:36.65	Letesenbet GIDEY	4300 m	12:55.22	Letesenbet GIDEY
4400 m	13:12.51	Gudaf TSEGAY	4500 m	13:30.32	Gudaf TSEGAY
4600 m	13:46.34	Gudaf TSEGAY	4700 m	14:01.72	Gudaf TSEGAY
4800 m	14:16.57	Sifan HASSAN	4900 m	14:31.73	Gudaf TSEGAY



RESULTS

5000 Metres Women - Final

ALL-TIME OUTDOOR TOP LIST				2022 OUTDOOR TOP LIST			
RESULT	NAME	VENUE	DATE	RESULT	NAME	VENUE	2022
14:06.62	Letesenbet GIDEY (ETH)	de Atletismo del Turia, Valencia	7 Oct 20	14:12.98	Ejgayehu TAYE (ETH)	Hayward Field, Eugene, OR (USA)	27 May
14:11.15	Tirunesh DIBABA (ETH)	Bislett Stadion, Oslo (NOR)	6 Jun 08	14:24.59	Letesenbet GIDEY (ETH)	Hayward Field, Eugene, OR (USA)	27 May
14:12.59	Almaz AYANA (ETH)	Stadio Olimpico, Roma (ITA)	2 Jun 16	14:25.84	Dawit SEYAUM (ETH)	Bislett Stadion, Oslo (NOR)	16 Jun
14:12.88	Meseret DEFAR (ETH)	Stockholm (SWE)	22 Jul 08	14:26.69	Gudaf TSEGAY (ETH)	Bislett Stadion, Oslo (NOR)	16 Jun
14:12.98	Ejgayehu TAYE (ETH)	Hayward Field, Eugene, OR (USA)	27 May 22	14:31.07	Karoline Bjerkeli GRØVDAL (NOR)	Bislett Stadion, Oslo (NOR)	16 Jun
14:13.32	Gudaf TSEGAY (ETH)	inkers-Koen Stadion, Hengelo (NED)	8 Jun 21	14:31.11	Alicia MONSON (USA)	Bislett Stadion, Oslo (NOR)	16 Jun
14:15.24	Senbere TEFERI (ETH)	inkers-Koen Stadion, Hengelo (NED)	8 Jun 21	14:32.17	Almaz AYANA (ETH)	Bislett Stadion, Oslo (NOR)	16 Jun
14:15.41	Genzebe DIBABA (ETH)	Paris (FRA)	4 Jul 15	14:33.66	Hawi FEYSA (ETH)	Bislett Stadion, Oslo (NOR)	16 Jun
14:18.37	Hellen OBIRI (KEN)	Stadio Olimpico, Roma (ITA)	8 Jun 17	14:36.66	Rahel DANIEL (ERI)	Hayward Field, Eugene, OR (USA)	27 May
14:20.68	Agnes Jebet TIROP (KEN)	lympic Stadium, London (GBR)	21 Jul 19	14:37.94	Konstanze KLOSTERHALFEN (GER)	Bislett Stadion, Oslo (NOR)	16 Jun

RESULTS



10,000 Metres Women - Final

RECORDS	RESULT	NAME	COUNTRY	AGE	VENUE	DATE
World Record WR	29:01.03	Letesenbet GIDEY	ETH	23	Blankers-Koen Stadion, Hengelo (NED)	8 Jun 2021
Championships Record CR	30:04.18	Berhane ADERE	ETH	30	Stade de France, Paris-St-Denis (FRA)	23 Aug 2003
World Leading WL	30:09.94	Letesenbet GIDEY	ETH	24	Oregon	16 Jul 2022
Area Record AR		National Record NR		Personal Best PB		Season Best SB

16 July 2022 12:21 START TIME 20° C TEMPERATURE 76 % HUMIDITY

PLACE	BIB	NAME	COUNTRY	DATE of BIRTH	ORDER	RESULT	
1	636	Letesenbet GIDEY	ETH	20 Mar 98	4	30:09.94	WL
2	914	Hellen OBIRI	KEN	13 Dec 89	5	30:10.02	PB
3	904	Margaret Chelimo KIPKEMBOI	KEN	9 Feb 93	3	30:10.07	PB
4	951	Sifan HASSAN	NED	1 Jan 93	16	30:10.56	SB
5	604	Rahel DANIEL	ERI	16 Nov 01	15	30:12.15	NR
6	641	Ejgayehu TAYE	ETH	10 Feb 00	18	30:12.45	PB
7	891	Caroline Chepkoech KIPKIRUI	KAZ	26 May 94	7	30:17.64	NR
8	639	Bosena MULATIE	ETH	21 Nov 01	10	30:17.77	PB
9	1203	Karissa SCHWEIZER	USA	4 May 96	11	30:18.05	PB
10	700	Eilish MCCOLGAN	GBR	25 Nov 90	1	30:34.60	
11	694	Jessica JUDD	GBR	7 Jan 95	2	30:35.93	PB
12	870	Ririka HIRONAKA	JPN	24 Nov 00	19	30:39.71	PB
13	1189	Alicia MONSON	USA	13 May 98	8	30:59.85	
14	1120	Stella CHESANG	UGA	1 Dec 96	12	31:01.04	NR
15	1200	Natosha ROGERS	USA	7 May 91	9	31:10.57	PB
16	1117	Mercyline CHELANGAT	UGA	17 Dec 97	13	31:28.26	SB
17	1054	Dominique SCOTT	RSA	24 Jun 92	14	31:40.73	
18	605	Dolshi TESFU	ERI	17 Jun 99	6	31:49.29	SB
19	867	Rino GOSHIMA	JPN	29 Oct 97	17	32:08.68	
	905	Sheila Chepkirui KIPROTICH	KEN	27 Dec 90	20	DNS	

RESULTS
10,000 Metres Women - Final
INTERMEDIATE TIMES

100 m	18.03 Eilish MCCOLGAN	200 m	36.91 Eilish MCCOLGAN
300 m	56.27 Eilish MCCOLGAN	400 m	1:15.32 Eilish MCCOLGAN
500 m	1:33.89 Eilish MCCOLGAN	600 m	1:52.51 Eilish MCCOLGAN
700 m	2:11.01 Ririka HIRONAKA	800 m	2:29.13 Ririka HIRONAKA
900 m	2:46.92 Ririka HIRONAKA	1000 m	3:04.80 Ririka HIRONAKA
1100 m	3:22.68 Ririka HIRONAKA	1200 m	3:40.79 Ririka HIRONAKA
1300 m	3:59.07 Ririka HIRONAKA	1400 m	4:17.09 Eilish MCCOLGAN
1500 m	4:35.36 Ririka HIRONAKA	1600 m	4:54.06 Ririka HIRONAKA
1700 m	5:12.87 Ririka HIRONAKA	1800 m	5:31.45 Karissa SCHWEIZER
1800 m	5:31.45 Ririka HIRONAKA	1900 m	5:50.04 Ririka HIRONAKA
2000 m	6:08.84 Ririka HIRONAKA	2100 m	6:27.50 Ririka HIRONAKA
2200 m	6:45.95 Mercyline CHELANGAT	2200 m	6:45.95 Ririka HIRONAKA
2300 m	7:04.28 Ririka HIRONAKA	2400 m	7:22.56 Ririka HIRONAKA
2500 m	7:41.14 Ririka HIRONAKA	2600 m	7:59.15 Eilish MCCOLGAN
2700 m	8:17.18 Ririka HIRONAKA	2800 m	8:35.52 Ririka HIRONAKA
2900 m	8:53.96 Ririka HIRONAKA	3000 m	9:11.87 Ririka HIRONAKA
3100 m	9:30.14 Ririka HIRONAKA	3200 m	9:48.38 Ririka HIRONAKA
3300 m	10:06.98 Mercyline CHELANGAT	3300 m	10:06.98 Ririka HIRONAKA
3400 m	10:25.18 Stella CHESANG	3400 m	10:25.18 Sifan HASSAN
3400 m	10:25.18 Ririka HIRONAKA	3400 m	10:25.18 Dominique SCOTT
3500 m	10:43.28 Stella CHESANG	3500 m	10:43.28 Ririka HIRONAKA
3600 m	11:01.67 Ririka HIRONAKA	3700 m	11:20.30 Ririka HIRONAKA
3800 m	11:38.54 Eilish MCCOLGAN	3900 m	11:56.68 Ririka HIRONAKA
4000 m	12:15.07 Ririka HIRONAKA	4100 m	12:33.84 Ririka HIRONAKA
4200 m	12:52.13 Ririka HIRONAKA	4300 m	13:10.32 Ririka HIRONAKA
4400 m	13:28.38 Ririka HIRONAKA	4500 m	13:46.84 Stella CHESANG
4500 m	13:46.84 Mercyline CHELANGAT	4500 m	13:46.84 Ririka HIRONAKA
4600 m	14:05.09 Stella CHESANG	4600 m	14:05.09 Ririka HIRONAKA
4700 m	14:23.57 Stella CHESANG	4700 m	14:23.57 Ririka HIRONAKA
4800 m	14:42.00 Ririka HIRONAKA	4900 m	15:00.73 Stella CHESANG
4900 m	15:00.73 Rino GOSHIMA	4900 m	15:00.73 Mercyline CHELANGAT
4900 m	15:00.73 Ririka HIRONAKA	4900 m	15:00.73 Rahel DANIEL
5000 m	15:19.28 Stella CHESANG	5000 m	15:19.28 Sifan HASSAN
5000 m	15:19.28 Ririka HIRONAKA	5000 m	15:19.28 Dominique SCOTT
5100 m	15:37.95 Eilish MCCOLGAN	5200 m	15:56.47 Eilish MCCOLGAN
5300 m	16:15.44 Eilish MCCOLGAN	5400 m	16:34.06 Eilish MCCOLGAN
5500 m	16:52.71 Eilish MCCOLGAN	5600 m	17:11.52 Eilish MCCOLGAN
5700 m	17:30.20 Eilish MCCOLGAN	5800 m	17:48.81 Eilish MCCOLGAN
5900 m	18:07.29 Eilish MCCOLGAN	6000 m	18:26.10 Eilish MCCOLGAN
6100 m	18:44.75 Eilish MCCOLGAN	6200 m	19:03.29 Eilish MCCOLGAN
6300 m	19:21.79 Eilish MCCOLGAN	6400 m	19:40.50 Stella CHESANG
6400 m	19:40.50 Rino GOSHIMA	6400 m	19:40.50 Dominique SCOTT
6400 m	19:40.50 Ejgayehu TAYE	6500 m	19:59.26 Eilish MCCOLGAN
6600 m	20:17.45 Stella CHESANG	6600 m	20:17.45 Karissa SCHWEIZER
6600 m	20:17.45 Rino GOSHIMA	6600 m	20:17.45 Mercyline CHELANGAT
6600 m	20:17.45 Dominique SCOTT	6600 m	20:17.45 Ejgayehu TAYE
6600 m	20:17.45 Rahel DANIEL	6700 m	20:36.08 Stella CHESANG
6700 m	20:36.08 Karissa SCHWEIZER	6700 m	20:36.08 Sifan HASSAN
6700 m	20:36.08 Rino GOSHIMA	6700 m	20:36.08 Mercyline CHELANGAT
6700 m	20:36.08 Dominique SCOTT	6700 m	20:36.08 Ejgayehu TAYE
6700 m	20:36.08 Rahel DANIEL	6800 m	20:53.99 Letesenbet GIDEY
6900 m	21:12.03 Letesenbet GIDEY	7000 m	21:29.75 Letesenbet GIDEY
7100 m	21:47.59 Eilish MCCOLGAN	7100 m	21:47.59 Letesenbet GIDEY
7200 m	22:05.32 Ejgayehu TAYE	7300 m	22:23.10 Ejgayehu TAYE
7400 m	22:40.82 Stella CHESANG	7400 m	22:40.82 Karissa SCHWEIZER
7400 m	22:40.82 Sifan HASSAN	7400 m	22:40.82 Rino GOSHIMA
7400 m	22:40.82 Mercyline CHELANGAT	7400 m	22:40.82 Bosena MULATIE

RESULTS

10,000 Metres Women - Final

7400 m	22:40.82 Dominique SCOTT	7400 m	22:40.82 Ejgayehu TAYE
7400 m	22:40.82 Rahel DANIEL	7500 m	22:58.92 Ejgayehu TAYE
7600 m	23:16.81 Letesenbet GIDEY	7700 m	23:34.40 Letesenbet GIDEY
7800 m	23:51.79 Eilish MCCOLGAN	7800 m	23:51.79 Letesenbet GIDEY
7900 m	24:09.29 Letesenbet GIDEY	8000 m	24:26.73 Stella CHESANG
8000 m	24:26.73 Karissa SCHWEIZER	8000 m	24:26.73 Sifan HASSAN
8000 m	24:26.73 Dominique SCOTT	8000 m	24:26.73 Ejgayehu TAYE
8000 m	24:26.73 Rahel DANIEL	8100 m	24:44.57 Karissa SCHWEIZER
8100 m	24:44.57 Ejgayehu TAYE	8200 m	25:02.71 Ejgayehu TAYE
8300 m	25:20.77 Karissa SCHWEIZER	8300 m	25:20.77 Sifan HASSAN
8300 m	25:20.77 Rino GOSHIMA	8300 m	25:20.77 Mercyline CHELANGAT
8300 m	25:20.77 Bosena MULATIE	8300 m	25:20.77 Ejgayehu TAYE
8300 m	25:20.77 Rahel DANIEL	8400 m	25:38.02 Letesenbet GIDEY
8500 m	25:55.57 Letesenbet GIDEY	8600 m	26:13.61 Letesenbet GIDEY
8700 m	26:31.72 Letesenbet GIDEY	8800 m	26:49.29 Ejgayehu TAYE
8900 m	27:07.28 Karissa SCHWEIZER	8900 m	27:07.28 Sifan HASSAN
8900 m	27:07.28 Rino GOSHIMA	8900 m	27:07.28 Mercyline CHELANGAT
8900 m	27:07.28 Ejgayehu TAYE	9000 m	27:24.92 Ejgayehu TAYE
9100 m	27:42.71 Ejgayehu TAYE	9200 m	27:59.97 Ejgayehu TAYE
9300 m	28:17.55 Ejgayehu TAYE	9400 m	28:35.11 Rino GOSHIMA
9400 m	28:35.11 Mercyline CHELANGAT	9400 m	28:35.11 Ejgayehu TAYE
9500 m	28:52.43 Letesenbet GIDEY	9600 m	29:09.06 Eilish MCCOLGAN
9600 m	29:09.06 Margaret Chelimo KIPKEMBOI	9600 m	29:09.06 Hellen OBIRI
9700 m	29:25.37 Eilish MCCOLGAN	9700 m	29:25.37 Margaret Chelimo KIPKEMBOI
9700 m	29:25.37 Letesenbet GIDEY	9800 m	29:40.35 Eilish MCCOLGAN
9800 m	29:40.35 Letesenbet GIDEY	9900 m	29:55.31 Letesenbet GIDEY

ALL-TIME OUTDOOR TOP LIST
2022 OUTDOOR TOP LIST

RESULT	NAME	VENUE	DATE	RESULT	NAME	VENUE	2022
29:01.03	Letesenbet GIDEY (ETH)	rs-Koen Stadion, Hengelo (NED)	8 Jun 21	30:09.94	Letesenbet GIDEY (ETH)	Oregon	16 Jul
29:06.82	Sifan HASSAN (NED)	nkens-Koen Stadion, Hengelo (NED)	6 Jun 21	30:10.02	Hellen OBIRI (KEN)	Oregon	16 Jul
29:17.45	Almaz AYANA (ETH)	stádio Olímpico, Rio de Janeiro (BRA)	12 Aug 16	30:10.07	Marqaret Chelimo KIPKEMBOI (KEN)	Oregon	16 Jul
29:31.78	Junxia WANG (CHN)	Beijing (CHN)	8 Sep 93	30:10.56	Sifan HASSAN (NED)	Oregon	16 Jul
29:32.53	Vivian Jepkemoi CHERUIYOT (KEN)	io de Janeiro (BRA)	12 Aug 16	30:12.15	Rahel DANIEL (ERI)	Oregon	16 Jul
29:39.42	Gudaf TSEGAY (ETH)	idio José Vieira de Carvalho, Maia (P)	8 May 21	30:12.45	Ejgayehu TAYE (ETH)	Oregon	16 Jul
29:42.56	Tirunesh DIBABA (ETH)	io Olímpico, Rio de Janeiro (BRA)	12 Aug 16	30:14.66	Elise CRANNY (USA)	JSerra Catholic HS, San Juan Capistrano,	6 Mar
29:50.77	Kalkidan GEZAHEGNE (BRN)	ieira de Carvalho, Maia (P)	8 May 21	30:17.64	Caroline Chepkoech KIPKIRUI (KAZ)	Oregon	16 Jul
29:53.51	Alice Aprot NAWOWUNA (KEN)	co, Rio de Janeiro (BRA)	12 Aug 16	30:17.77	Bosena MULATIE (ETH)	Oregon	16 Jul
29:53.80	Meselech MELKAMU (ETH)	Utrecht (NED)	14 Jun 09	30:18.05	Karissa SCHWEIZER (USA)	Oregon	16 Jul



RESULTS



Marathon Women - Final

RECORDS	RESULT	NAME	COUNTRY	AGE	VENUE	DATE
World Record Women Only WRwo	2:17:01	Mary Jepkosgei KEITANY	KEN	35	London (GBR)	23 Apr 2017
Championships Record CR	2:18:11	Gotytom GEBRESLASE	ETH	27	Oregon	18 Jul 2022
World Leading WL	2:16:02	Brigid KOSGEI	KEN	28	Tokyo (JPN)	6 Mar 2022
Area Record AR		National Record NR			Personal Best PB	Season Best SB

18 July 2022 06:14 START TIME 10° C 90 %
TEMPERATURE HUMIDITY
09:19 END TIME 16° C 75 %

PLACE	BIB	NAME	COUNTRY	DATE of BIRTH	RESULT	
1	633	Gotytom GEBRESLASE	ETH	15 Jan 95	2:18:11	CR
2	910	Judith Jeptum KORIR	KEN	12 Dec 95	2:18:20	PB + 9
3	796	Lonah Chemtai SALPETER	ISR	12 Dec 88	2:20:18	+ 2:07
4	606	Nazret WELDU	ERI	1 Jan 90	2:20:29	NR + 2:18
5	1168	Sara HALL	USA	15 Apr 83	2:22:10	SB + 3:59
6	915	Angela TANUI	KEN	27 Jul 92	2:22:15	+ 4:04
7	1145	Emma BATES	USA	8 Jul 92	2:23:18	PB + 5:07
8	1152	Keira D'AMATO	USA	21 Oct 84	2:23:34	+ 5:23
9	878	Mizuki MATSUDA	JPN	31 May 95	2:23:49	+ 5:38
10	939	Citlali MOSCOTE	MEX	15 Apr 95	2:26:33	+ 8:22
11	548	Deshun ZHANG	CHN	21 Feb 96	2:28:11	+ 10:00
12	710	Jess PIASECKI	GBR	18 Apr 90	2:28:41	+ 10:30
13	518	Leslie SEXTON	CAN	17 May 87	2:28:52	SB + 10:41
14	428	Sarah KLEIN	AUS	19 Apr 85	2:30:10	PB + 11:59
15	490	Militsa MIRCHEVA	BUL	24 May 94	2:30:20	+ 12:09
16	666	Alisa VAINIO	FIN	16 Nov 97	2:30:29	+ 12:18
17	574	Tereza HROCHOVÁ	CZE	24 Feb 96	2:30:39	SB + 12:28
18	937	Risper GESABWA	MEX	10 Feb 89	2:30:47	SB + 12:36
19	452	Mieke GORISSEN	BEL	29 Nov 82	2:31:06	SB + 12:55
20	1040	Beverly RAMOS	PUR	24 Aug 87	2:31:10	NR + 12:59
21	892	Zhanna MAMAZHANOVA	KAZ	26 Jan 94	2:31:15	+ 13:04
22	535	Zhixuan LI	CHN	23 Mar 94	2:31:20	SB + 13:09
23	798	Maor TIYOURI	ISR	13 Aug 90	2:31:54	SB + 13:43
24	1100	Hanna LINDHOLM	SWE	28 Nov 79	2:32:08	SB + 13:57
25	1105	Carolina WIKSTRÖM	SWE	4 Sep 93	2:32:24	+ 14:13
26	510	Kinsey MIDDLETON	CAN	22 Nov 92	2:32:56	+ 14:45
27	504	Élissa LEGAULT	CAN	94	2:37:35	+ 19:24
28	943	Adrijana POP ARSOVA	MKD	18 Jan 90	2:41:20	+ 23:09
29	777	Kit Ching YIU	HKG	20 Feb 88	2:43:13	SB + 25:02
30	941	Munkhzaya BAYARTSOGT	MGL	10 Oct 93	2:46:09	+ 27:58
31	1108	Chun-Yu TSAO	TPE	5 Nov 91	2:47:02	SB + 28:51
32	1001	Aydee HUAMAN	PER	5 Dec 94	3:04:16	SB + 46:05
	630	Ashete BEKERE	ETH	17 Apr 88	DNF	
	596	Andrea Paola BONILLA	ECU	5 Dec 86	DNF	
	598	Rosa CHACHA	ECU	8 Dec 82	DNF	
	1118	Immaculate CHEMUTAI	UGA	2 Dec 87	DNF	
	900	Ruth CHEPNGETICH	KEN	8 Aug 94	DNF	
	691	Rose HARVEY	GBR	25 Aug 92	DNF	
	713	Charlotte PURDUE	GBR	10 Jun 91	DNF	



RESULTS
Marathon Women

645	Ababel YESHANEH	ETH	22 Jul 91	DNF
881	Hitomi NIIYA	JPN	26 Feb 88	DNS

INTERMEDIATE TIMES

1 km	3:18	Ruth CHEPNGETICH	2 km	6:33	Ruth CHEPNGETICH
3 km	9:44	Ruth CHEPNGETICH	4 km	13:00	Ruth CHEPNGETICH
5 km	16:10	Ruth CHEPNGETICH	6 km	19:28	Ruth CHEPNGETICH
7 km	22:43	Ruth CHEPNGETICH	8 km	25:57	Ruth CHEPNGETICH
9 km	29:12	Ruth CHEPNGETICH	10 km	32:39	Ruth CHEPNGETICH
11 km	35:59	Ruth CHEPNGETICH	12 km	39:33	Ruth CHEPNGETICH
13 km	42:58	Lonah Chemtai SALPETER	14 km	46:19	Ruth CHEPNGETICH
15 km	49:29	Angela TANUI	16 km	52:48	Angela TANUI
17 km	55:59	Judith Jeptum KORIR	18 km	59:22	Angela TANUI
19 km	1:02:27	Angela TANUI	20 km	1:05:36	Gotytom GEBRESLASE
21 km	1:08:49	Ababel YESHANEH	Half	1:09:01	Ababel YESHANEH
22 km	1:12:03	Gotytom GEBRESLASE	23 km	1:15:23	Gotytom GEBRESLASE
24 km	1:18:47	Ababel YESHANEH	25 km	1:22:04	Gotytom GEBRESLASE
26 km	1:25:32	Judith Jeptum KORIR	27 km	1:28:33	Judith Jeptum KORIR
28 km	1:31:45	Judith Jeptum KORIR	29 km	1:34:53	Judith Jeptum KORIR
30 km	1:38:08	Judith Jeptum KORIR	31 km	1:41:25	Judith Jeptum KORIR
32 km	1:44:51	Judith Jeptum KORIR	33 km	1:48:05	Judith Jeptum KORIR
34 km	1:51:28	Gotytom GEBRESLASE	35 km	1:54:41	Judith Jeptum KORIR
36 km	1:58:00	Judith Jeptum KORIR	37 km	2:01:21	Judith Jeptum KORIR
38 km	2:04:42	Judith Jeptum KORIR	39 km	2:07:57	Judith Jeptum KORIR
40 km	2:11:17	Judith Jeptum KORIR	41 km	2:14:27	Gotytom GEBRESLASE
42 km	2:17:35	Gotytom GEBRESLASE			

ALL-TIME OUTDOOR TOP LIST

RESULT	NAME	VENUE	DATE
2:14:04	Briqid KOSGEI (KEN)	Chicago, IL (USA)	13 Oct 19
2:15:25	Paula RADCLIFFE (GBR)	London (GBR)	13 Apr 03
2:17:01	Mary Jepkosgei KEITANY (KEN)	London (GBR)	23 Apr 17
2:17:08	Ruth CHEPNGETICH (KEN)	Dubai (UAE)	25 Jan 19
2:17:16	Peres JEPCHIRCHIR (KEN)	Valencia (ESP)	6 Dec 20
2:17:23	Yalemzerf YEHUALAW (ETH)	Hamburg (GER)	24 Apr 22
2:17:41	Worknesh DEGEFA (ETH)	Dubai (UAE)	25 Jan 19
2:17:43	Joyciline JEPKOSGEI (KEN)	London (GBR)	3 Oct 21
2:17:45	Lonah Chemtai SALPETER (ISR)	Tokyo (JPN)	1 Mar 20
2:17:56	Tirunesh DIBABA (ETH)	London (GBR)	23 Apr 17

2022 OUTDOOR TOP LIST

RESULT	NAME	VENUE	2022
2:16:02	Briqid KOSGEI (KEN)	Tokyo (JPN)	6 Mar
2:17:18	Ruth CHEPNGETICH (KEN)	Nagoya (JPN)	13 Mar
2:17:23	Yalemzerf YEHUALAW (ETH)	Hamburg (GER)	24 Apr
2:17:58	Ashete BEKERE (ETH)	Tokyo (JPN)	6 Mar
2:18:04	Joan Chelimo MELLY (ROU)	Seoul (KOR)	17 Apr
2:18:11	Gotytom GEBRESLASE (ETH)	Oregon	18 Jul
2:18:12	Sutume Asefa KEBEDE (ETH)	Seoul (KOR)	17 Apr
2:18:20	Judith Jeptum KORIR (KEN)	Oregon	18 Jul
2:18:42	Angela TANUI (KEN)	Tokyo (JPN)	6 Mar
2:18:45	Lonah Chemtai SALPETER (ISR)	Nagoya (JPN)	13 Mar



RESULTS



3000 Metres Steeplechase Women - Round 1

First 3 of each heat (Q) plus 6 fastest times (q) qualify to Final

RECORDS	RESULT	NAME	COUNTRY	AGE	VENUE	DATE
World Record WR	8:44.32	Beatrice CHEPKOECH	KEN	27	Stade Louis II, Monaco (MON)	20 Jul 2018
Championships Record CR	8:57.84	Beatrice CHEPKOECH	KEN	28	Khalifa International Stadium, Doha (QAT)	30 Sep 2019
World Leading WL	8:56.55	Winfred Mutile YAVI	BRN	23	Stade Charléty, Paris (FRA)	18 Jun 2022
Area Record AR		National Record NR		Personal Best PB		Season Best SB

Heat 1 **3** 16 July 2022 10:35 START TIME 18° C TEMPERATURE 83 % HUMIDITY

PLACE	BIB	NAME	COUNTRY	DATE of BIRTH	ORDER	RESULT	
1	890	Norah JERUTO	KAZ	2 Oct 95	1	9:01.54	Q
2	635	Werkuha GETACHEW	ETH	7 Dec 95	11	9:11.25	Q
3	1112	Marwa BOUZAYANI	TUN	26 Mar 97	2	9:12.14	Q PB
4	1148	Emma COBURN	USA	19 Oct 90	10	9:15.19	q
5	684	Elizabeth BIRD	GBR	4 Oct 94	5	9:23.17	
6	899	Jackline CHEPKOECH	KEN	3 Oct 03	9	9:27.50	
7	403	Belén CASETTA	ARG	26 Sep 94	13	9:29.05	SB
8	750	Lea MEYER	GER	16 Sep 97	8	9:30.81	
9	525	Regan YEE	CAN	4 Jul 95	4	9:36.22	
10	547	Shuangshuang XU	CHN	6 Apr 96	3	9:39.17	SB
11	418	Brielle ERBACHER	AUS	28 Feb 99	6	9:40.55	
12	475	Simone FERRAZ	BRA	12 Mar 90	14	9:53.52	
13	1075	Nilani RATHNAYAKA	SRI	8 Aug 90	12	9:54.10	
14	886	Yuno YAMANAKA	JPN	25 Dec 00	7	10:18.18	

INTERMEDIATE TIMES

100 m	16.93 Norah JERUTO	200 m	33.57 Norah JERUTO
300 m	50.75 Jackline CHEPKOECH	400 m	1:08.55 Norah JERUTO
500 m	1:26.26 Norah JERUTO	600 m	1:44.30 Norah JERUTO
700 m	2:02.83 Norah JERUTO	800 m	2:21.57 Norah JERUTO
900 m	2:40.72 Norah JERUTO	1000 m	2:58.91 Norah JERUTO
1100 m	3:17.65 Norah JERUTO	1200 m	3:36.33 Norah JERUTO
1300 m	3:55.49 Norah JERUTO	1400 m	4:13.51 Norah JERUTO
1500 m	4:31.64 Norah JERUTO	1600 m	4:49.63 Norah JERUTO
1700 m	5:07.87 Norah JERUTO	1800 m	5:25.29 Norah JERUTO
1900 m	5:42.76 Norah JERUTO	2000 m	6:00.89 Norah JERUTO
2100 m	6:19.32 Norah JERUTO	2200 m	6:37.09 Norah JERUTO
2300 m	6:55.59 Norah JERUTO	2400 m	7:13.84 Norah JERUTO
2500 m	7:32.45 Norah JERUTO	2600 m	7:50.28 Norah JERUTO
2700 m	8:08.68 Norah JERUTO	2800 m	8:26.41 Norah JERUTO
2900 m	8:44.70 Norah JERUTO		



RESULTS
3000 Metres Steeplechase Women - Round 1
Heat 2 **3**

16 July 2022 10:50 START TIME

19° C TEMPERATURE 81 % HUMIDITY

PLACE	BIB	NAME	COUNTRY	DATE of BIRTH	ORDER	RESULT		
1	671	Alice FINOT	FRA	9 Feb 91	13	9:14.34	Q	NR
2	627	Mekides ABEBE	ETH	29 Jan 01	8	9:14.83	Q	
3	400	Luiza GEGA	ALB	5 Nov 88	11	9:14.91	Q	
4	1213	Courtney WAYMENT	USA	4 Aug 98	1	9:14.95	q	
5	1119	Peruth CHEMUTAI	UGA	10 Jul 99	9	9:16.66	q	
6	712	Aimee PRATT	GBR	3 Oct 97	10	9:18.91	q	NR
7	743	Gesa Felicitas KRAUSE	GER	3 Aug 92	2	9:21.02	q	SB
8	413	Amy CASHIN	AUS	28 Jul 94	14	9:21.46		PB
9	1092	Chiara SCHERRER	SUI	24 Jan 96	4	9:22.15		
10	622	Irene SÁNCHEZ-ESCRIBANO	ESP	25 Aug 92	3	9:23.94		PB
11	907	Purity KIRUI	KEN	13 Aug 91	6	9:26.88		SB
12	779	Parul CHAUDHARY	IND	15 Apr 95	5	9:38.09		PB
13	497	Grace FETHERSTONHAUGH	CAN	13 Oct 00	12	9:49.85		
14	404	Carolina LOZANO	ARG	27 Feb 96	7	10:03.51		

INTERMEDIATE TIMES

100 m	17.56 Peruth CHEMUTAI	200 m	36.09 Peruth CHEMUTAI
300 m	54.29 Peruth CHEMUTAI	400 m	1:13.14 Peruth CHEMUTAI
500 m	1:31.58 Peruth CHEMUTAI	600 m	1:51.14 Peruth CHEMUTAI
700 m	2:09.96 Peruth CHEMUTAI	800 m	2:28.81 Peruth CHEMUTAI
900 m	2:47.66 Peruth CHEMUTAI	1000 m	3:06.84 Peruth CHEMUTAI
1100 m	3:25.52 Peruth CHEMUTAI	1200 m	3:44.02 Peruth CHEMUTAI
1300 m	4:02.68 Peruth CHEMUTAI	1400 m	4:21.75 Luiza GEGA
1500 m	4:40.62 Peruth CHEMUTAI	1600 m	4:59.40 Peruth CHEMUTAI
1700 m	5:18.51 Peruth CHEMUTAI	1800 m	5:37.38 Peruth CHEMUTAI
1900 m	5:56.50 Peruth CHEMUTAI	2000 m	6:15.57 Peruth CHEMUTAI
2100 m	6:34.37 Peruth CHEMUTAI	2200 m	6:53.08 Peruth CHEMUTAI
2300 m	7:12.48 Peruth CHEMUTAI	2400 m	7:30.70 Mekides ABEBE
2500 m	7:49.35 Mekides ABEBE	2600 m	8:06.70 Aimee PRATT
2700 m	8:24.50 Courtney WAYMENT	2800 m	8:41.69 Mekides ABEBE
2900 m	8:59.10 Mekides ABEBE		

RESULTS

3000 Metres Steeplechase Women - Round 1

Heat 3 3 16 July 2022 11:05 START TIME 19° C 81 %
TEMPERATURE HUMIDITY

PLACE	BIB	NAME	COUNTRY	DATE of BIRTH	ORDER	RESULT	
1	901	Celliphine Chepteek CHESPOL	KEN	23 Mar 99	12	9:16.78	Q
2	1067	Maruša MIŠMAŠ ZRIMŠEK	SLO	24 Oct 94	1	9:17.14	Q SB
3	489	Winfred Mutile YAVI	BRN	31 Dec 99	7	9:17.32	Q
4	1164	Courtney FRERICHs	USA	18 Jan 93	2	9:17.91	q
5	629	Sembo ALMAYEW	ETH	24 Jan 05	14	9:21.10	
6	889	Daisy JEPKEMEI	KAZ	13 Feb 96	11	9:23.07	
7	1135	Nataliya STREBKOVA	UKR	6 Mar 95	9	9:25.85	
8	471	Tatiane Raquel DA SILVA	BRA	10 Jun 90	13	9:26.25	
9	621	Carolina ROBLES	ESP	4 Dec 91	10	9:28.24	PB
10	507	Ceili MCCABE	CAN	17 Sep 01	5	9:32.73	
11	419	Cara FEAIN-RYAN	AUS	5 Feb 99	3	9:43.41	
12	794	Adva COHEN	ISR	24 Mar 96	6	9:44.74	(.736)
13	1015	Kinga KRÓLIK	POL	26 Sep 99	8	9:44.74	(.740)
14	887	Reimi YOSHIMURA	JPN	22 Apr 00	4	9:58.07	

INTERMEDIATE TIMES

100 m	17.85 Winfred Mutile YAVI	200 m	35.39 Winfred Mutile YAVI
300 m	53.27 Reimi YOSHIMURA	300 m	53.27 Kinga KRÓLIK
300 m	53.27 Courtney FRERICHs	300 m	53.27 Winfred Mutile YAVI
300 m	53.27 Maruša MIŠMAŠ ZRIMŠEK	300 m	53.27 Ceili MCCABE
300 m	53.27 Nataliya STREBKOVA	400 m	1:11.99 Daisy JEPKEMEI
500 m	1:31.12 Daisy JEPKEMEI	600 m	1:50.27 Daisy JEPKEMEI
700 m	2:09.66 Daisy JEPKEMEI	800 m	2:28.96 Daisy JEPKEMEI
900 m	2:48.49 Sembo ALMAYEW	1000 m	3:07.33 Sembo ALMAYEW
1100 m	3:26.00 Sembo ALMAYEW	1200 m	3:45.05 Sembo ALMAYEW
1300 m	4:04.34 Celliphine Chepteek CHESPOL	1400 m	4:23.01 Celliphine Chepteek CHESPOL
1500 m	4:42.39 Celliphine Chepteek CHESPOL	1500 m	4:42.39 Kinga KRÓLIK
1600 m	5:01.45 Celliphine Chepteek CHESPOL	1700 m	5:20.27 Celliphine Chepteek CHESPOL
1800 m	5:38.99 Celliphine Chepteek CHESPOL	1900 m	5:57.73 Celliphine Chepteek CHESPOL
1900 m	5:57.73 Kinga KRÓLIK	2000 m	6:16.47 Celliphine Chepteek CHESPOL
2100 m	6:35.60 Celliphine Chepteek CHESPOL	2100 m	6:35.60 Kinga KRÓLIK
2200 m	6:54.39 Celliphine Chepteek CHESPOL	2300 m	7:13.34 Celliphine Chepteek CHESPOL
2400 m	7:32.26 Celliphine Chepteek CHESPOL	2500 m	7:51.08 Celliphine Chepteek CHESPOL
2600 m	8:08.83 Winfred Mutile YAVI	2700 m	8:26.64 Maruša MIŠMAŠ ZRIMŠEK
2800 m	8:43.31 Celliphine Chepteek CHESPOL	2900 m	9:00.33 Celliphine Chepteek CHESPOL

ALL-TIME OUTDOOR TOP LIST

RESULT	NAME	VENUE	DATE
8:44.32	Beatrice CHEPKOECH (KEN)	ade Louis II, Monaco (MON)	20 Jul 18
8:52.78	Ruth JEBET (BRN)	Paris (FRA)	27 Aug 16
8:53.65	Norah JERUTO (KEN)	Hayward Field, Eugene, OR (USA)	21 Aug 21
8:56.55	Winfred Mutile YAVI (BRN)	Stade Charléty, Paris (FRA)	18 Jun 22
8:57.77	Courtney FRERICHs (USA)	ard Field, Eugene, OR (USA)	21 Aug 21
8:58.78	Celliphine Chepteek CHESPOL (KEN)	Eugene, OR (USA)	26 May 17
8:58.81	Gulnara GALKINA (RUS)	National Stadium, Beijing (CHN)	17 Aug 08
9:00.01	Hyvin KIYENG (KEN)	Hayward Field, Eugene, OR (USA)	28 May 16
9:01.45	Peruth CHEMUTAI (UGA)	National Stadium, Tokyo (JPN)	4 Aug 21
9:02.35	Emma COBURN (USA)	International Stadium, Doha (QAT)	30 Sep 19

2022 OUTDOOR TOP LIST

RESULT	NAME	VENUE	2022
8:56.55	Winfred Mutile YAVI (BRN)	Stade Charléty, Paris (FRA)	18 Jun
8:57.97	Norah JERUTO (KAZ)	Hayward Field, Eugene, OR (USA)	28 May
9:03.26	Mekides ABEBE (ETH)	Hayward Field, Eugene, OR (USA)	28 May
9:05.54	Peruth CHEMUTAI (UGA)	Hayward Field, Eugene, OR (USA)	28 May
9:07.81	Werkuha GETACHEW (ETH)	Hayward Field, Eugene, OR (USA)	28 May
9:09.19	Sembo ALMAYEW (ETH)	Stade Charléty, Paris (FRA)	18 Jun
9:10.17	Celliphine Chepteek CHESPOL (KEN)	Field, Eugene, OR (USA)	28 May
9:10.63	Emma COBURN (USA)	Hayward Field, Eugene, OR (USA)	26 Jun
9:12.04	Faith CHEROTICH (KEN)	International Sports Centre, Kasaran	7 May
9:12.10	Courtney WAYMENT (USA)	Hayward Field, Eugene, OR (USA)	26 Jun



RESULTS

3000 Metres Steeplechase Women - Final



RECORDS	RESULT	NAME	COUNTRY	AGE	VENUE	DATE
World Record WR	8:44.32	Beatrice CHEPKOECH	KEN	27	Stade Louis II, Monaco (MON)	20 Jul 2018
Championships Record CR	8:53.02	Norah JERUTO	KAZ	27	Oregon	20 Jul 2022
World Leading WL	8:53.02	Norah JERUTO	KAZ	27	Oregon	20 Jul 2022
Area Record AR		National Record NR		Personal Best PB		Season Best SB

20 July 2022 19:45 START TIME 30° C TEMPERATURE 49 % HUMIDITY

PLACE	BIB	NAME	COUNTRY	DATE of BIRTH	ORDER	RESULT	
1	890	Norah JERUTO	KAZ	2 Oct 95	3	8:53.02	CR
2	635	Werkuha GETACHEW	ETH	7 Dec 95	8	8:54.61	NR
3	627	Mekides ABEBE	ETH	29 Jan 01	2	8:56.08	PB
4	489	Winfred Mutile YAVI	BRN	31 Dec 99	5	9:01.31	
5	400	Luiza GEGA	ALB	5 Nov 88	10	9:10.04	NR
6	1164	Courtney FRERICHs	USA	18 Jan 93	6	9:10.59	SB
7	712	Aimee PRATT	GBR	3 Oct 97	1	9:15.64	NR
8	1148	Emma COBURN	USA	19 Oct 90	12	9:16.49	
9	1112	Marwa BOUZAYANI	TUN	26 Mar 97	14	9:20.92	
10	671	Alice FINOT	FRA	9 Feb 91	13	9:21.40	
11	1119	Peruth CHEMUTAI	UGA	10 Jul 99	7	9:21.93	
12	1213	Courtney WAYMENT	USA	4 Aug 98	11	9:22.37	
13	901	Celliphine Chepteek CHESPOL	KEN	23 Mar 99	9	9:27.34	
14	1067	Maruša MIŠMAŠ ZRIMŠEK	SLO	24 Oct 94	15	9:40.78	
15	743	Gesa Felicitas KRAUSE	GER	3 Aug 92	4	9:52.66	

INTERMEDIATE TIMES

100 m	16.51	Norah JERUTO	200 m	33.38	Winfred Mutile YAVI
300 m	50.96	Winfred Mutile YAVI	400 m	1:08.39	Winfred Mutile YAVI
500 m	1:25.78	Norah JERUTO	600 m	1:43.51	Norah JERUTO
700 m	2:01.87	Norah JERUTO	800 m	2:20.27	Norah JERUTO
900 m	2:39.02	Norah JERUTO	1000 m	2:57.72	Norah JERUTO
1100 m	3:16.54	Norah JERUTO	1200 m	3:34.38	Norah JERUTO
1300 m	3:52.49	Norah JERUTO	1400 m	4:10.26	Norah JERUTO
1500 m	4:28.33	Norah JERUTO	1600 m	4:46.88	Winfred Mutile YAVI
1700 m	5:04.98	Winfred Mutile YAVI	1800 m	5:22.65	Winfred Mutile YAVI
1900 m	5:39.99	Norah JERUTO	2000 m	5:58.29	Norah JERUTO
2100 m	6:16.50	Norah JERUTO	2200 m	6:33.74	Norah JERUTO
2300 m	6:51.58	Norah JERUTO	2400 m	7:09.67	Norah JERUTO
2500 m	7:28.75	Norah JERUTO	2600 m	7:46.37	Winfred Mutile YAVI
2700 m	8:03.73	Norah JERUTO	2800 m	8:20.45	Norah JERUTO
2900 m	8:37.58	Norah JERUTO			

ALL-TIME OUTDOOR TOP LIST

RESULT	NAME	VENUE	DATE
8:44.32	Beatrice CHEPKOECH (KEN)	Stade Louis II, Monaco (MON)	20 Jul 18
8:52.78	Ruth JEBET (BRN)	Paris (FRA)	27 Aug 16
8:53.02	Norah JERUTO (KAZ)	Oregon	20 Jul 22
8:54.61	Werkuha GETACHEW (ETH)	Oregon	20 Jul 22
8:56.08	Mekides ABEBE (ETH)	Oregon	20 Jul 22
8:56.55	Winfred Mutile YAVI (BRN)	Stade Charléty, Paris (FRA)	18 Jun 22
8:57.77	Courtney FRERICHs (USA)	Hayward Field, Eugene, OR (USA)	21 Aug 21
8:58.78	Celliphine Chepteek CHESPOL (KEN)	Hayward Field, Eugene, OR (USA)	26 May 17
8:58.81	Gulnara GALKINA (RUS)	National Stadium, Beijing (CHN)	17 Aug 08
9:00.01	Hyvin KIYENG (KEN)	Hayward Field, Eugene, OR (USA)	28 May 16

2022 OUTDOOR TOP LIST

RESULT	NAME	VENUE	2022
8:53.02	Norah JERUTO (KAZ)	Oregon	20 Jul
8:54.61	Werkuha GETACHEW (ETH)	Oregon	20 Jul
8:56.08	Mekides ABEBE (ETH)	Oregon	20 Jul
8:56.55	Winfred Mutile YAVI (BRN)	Stade Charléty, Paris (FRA)	18 Jun
9:05.54	Peruth CHEMUTAI (UGA)	Hayward Field, Eugene, OR (USA)	28 May
9:09.19	Sembo ALMAYEW (ETH)	Stade Charléty, Paris (FRA)	18 Jun
9:10.04	Luiza GEGA (ALB)	Oregon	20 Jul
9:10.17	Celliphine Chepteek CHESPOL (KEN)	Hayward Field, Eugene, OR (USA)	28 May
9:10.59	Courtney FRERICHs (USA)	Oregon	20 Jul
9:10.63	Emma COBURN (USA)	Hayward Field, Eugene, OR (USA)	26 Jun



RESULTS

100 Metres Hurdles Women - Round 1

First 3 of each heat (Q) plus 6 fastest times (q) qualify to Semi-Final

THE VALID TIME FOR ATHLETE BIB 463 IS FROM HEAT 7 (RE-RUN)

RECORDS	RESULT	NAME	COUNTRY	AGE	VENUE	DATE
World Record WR	12.20	Kendra HARRISON	USA	24	Olympic Stadium, London (GBR)	22 Jul 2016
Championships Record CR	12.28	Sally PEARSON	AUS	25	DS, Daegu (KOR)	3 Sep 2011
World Leading WL	12.34	Kendra HARRISON	USA	30	Hayward Field, Eugene, OR (USA)	25 Jun 2022

 Area Record **AR** National Record **NR** Personal Best **PB** Season Best **SB**
Heat 1 **7**

23 July 2022 11:20 START TIME

21° C TEMPERATURE 53 % HUMIDITY

-0.3m/s WIND

PLACE	BIB	NAME	COUNTRY	DATE of BIRTH	LANE	RESULT	REACTION	Fn
1	830	Britany ANDERSON	JAM	3 Jan 01	4	12.59	Q	0.153
2	500	Michelle HARRISON	CAN	6 Dec 92	2	12.95	Q	0.137
3	583	Mette GRAVERSGAARD	DEN	5 Oct 95	3	13.04	Q	0.130
4	569	Greisys L. ROBLE	CUB	8 Jan 00	8	13.24		0.138
5	463	Anne ZAGRÉ	BEL	13 Mar 90	6	13.25		0.158
6	1107	Naomi AKAKPO	TOG	17 Dec 00	7	13.64		0.148
	1138	Nia ALI	USA	23 Oct 88	5	DQ	TR22.6.3	0.130

NOTE WA Rule TR22.6.3 - Knocking down / displacing a hurdle in another lane

Heat 2 **7**

23 July 2022 11:27 START TIME

21° C TEMPERATURE 53 % HUMIDITY

-0.4m/s WIND

PLACE	BIB	NAME	COUNTRY	DATE of BIRTH	LANE	RESULT	REACTION	Fn
1	1037	Jasmine CAMACHO-QUINN	PUR	21 Aug 96	7	12.52	Q	0.185
2	443	Devynne CHARLTON	BAH	26 Nov 95	8	12.69	Q	0.124
3	1093	Noemi ZBÄREN	SUI	12 Mar 94	6	13.00	Q	0.162
4	677	Cyréna SAMBA-MAYELA	FRA	31 Oct 00	2	13.15		0.108
5	1019	Klaudia SICIARZ	POL	15 Mar 98	4	13.27		0.124
6	961	Zoë SEDNEY	NED	15 Dec 01	3	13.38		0.147
7	468	Ketiley BATISTA	BRA	13 Jul 99	5	14.22		0.136

Heat 3 **7**

23 July 2022 11:34 START TIME

21° C TEMPERATURE 54 % HUMIDITY

+1.5m/s WIND

PLACE	BIB	NAME	COUNTRY	DATE of BIRTH	LANE	RESULT	REACTION	Fn
1	966	Tobi AMUSAN	NGR	23 Apr 97	3	12.40	Q AR	0.135
2	859	Danielle WILLIAMS	JAM	14 Sep 92	8	12.87	Q	0.194
3	787	Sarah LAVIN	IRL	28 May 94	4	12.99	Q	0.117
4	432	Celeste MUCCI	AUS	11 Aug 99	5	13.01	q	0.163
5	1083	Ditaji KAMBUNDJI	SUI	20 May 02	7	13.12 (.113)	q	0.137
6	922	Ebony MORRISON	LBR	28 Dec 94	6	13.12 (.119)		0.119
7	929	Sidonie FIADANANTSOA	MAD	30 Apr 99	2	13.57		0.140

RESULTS
100 Metres Hurdles Women - Round 1

THE VALID TIME FOR ATHLETE BIB 463 IS FROM HEAT 7 (RE-RUN)

Heat 4 7 23 July 2022 11:41 START TIME 21° C TEMPERATURE 54 % HUMIDITY +0.7m/s WIND

PLACE	BIB	NAME	COUNTRY	DATE of BIRTH	LANE	RESULT	REACTION	Fn
1	1020	Pia SKRZYSZOWSKA	POL	20 Apr 01	7	12.70	Q	0.131
2	965	Nadine VISSER	NED	9 Feb 95	8	12.76	Q	0.136
3	558	Andrea Carolina VARGAS	CRC	28 May 96	5	13.12 (.120)	Q	0.122
4	1042	Paola VAZQUEZ	PUR	28 Nov 98	4	13.13		0.165
5	575	Helena JIRANOVA	CZE	5 Mar 95	3	13.37		0.107
	414	Liz CLAY	AUS	9 May 95	6	DQ TR22.6.2		0.130
	1177	Alaysa JOHNSON	USA	20 Jul 96	2	DQ TR22.6.2		0.169

NOTE WA Rule TR22.6.2 - Knocking down / displacing a hurdle in an illegal way

Heat 5 7 23 July 2022 11:48 START TIME 21° C TEMPERATURE 54 % HUMIDITY +0.5m/s WIND

PLACE	BIB	NAME	COUNTRY	DATE of BIRTH	LANE	RESULT	REACTION	Fn
1	1142	Alia ARMSTRONG	USA	28 Dec 00	3	12.48	Q	0.149
2	853	Megan TAPPER	JAM	18 Mar 94	2	12.73	Q	0.166
3	1048	Marione FOURIE	RSA	30 Apr 02	6	12.94	Q	0.140
4	866	Mako FUKUBE	JPN	28 Oct 95	7	12.96	q	0.108
5	667	Laeticia BAPTÉ	FRA	8 Feb 99	5	13.03	q	0.181
	776	Mulern JEAN	HAI	25 Sep 92	4	DNF		0.176

Heat 6 7 23 July 2022 11:55 START TIME 19° C TEMPERATURE 74 % HUMIDITY -0.4m/s WIND

PLACE	BIB	NAME	COUNTRY	DATE of BIRTH	LANE	RESULT	REACTION	Fn
1	1169	Kendra HARRISON	USA	18 Sep 92	4	12.60	Q	0.182
2	716	Cindy SEMBER	GBR	5 Aug 94	5	12.67	Q	0.149
3	425	Michelle JENNEKE	AUS	23 Jun 93	3	12.84	Q SB	0.131
4	650	Reetta HURSKE	FIN	15 May 95	7	13.09	q	0.129
5	864	Masumi AOKI	JPN	16 Apr 94	6	13.12 (.112)	q	0.134
6	1225	Yoveinny MOTA	VEN	20 Jun 00	8	13.12 (.114)		0.199
7	807	Elisa Maria DI LAZZARO	ITA	5 Jun 98	2	13.16		0.127

Heat 7 7 23 July 2022 16:55 START TIME 25° C TEMPERATURE 51 % HUMIDITY -0.1m/s WIND

PLACE	BIB	NAME	COUNTRY	DATE of BIRTH	LANE	RESULT	REACTION	Fn
1	463	Anne ZAGRÉ	BEL	13 Mar 90	6	14.09		0.187

ALL-TIME OUTDOOR TOP LIST				2022 OUTDOOR TOP LIST			
RESULT	NAME	VENUE	DATE	RESULT	NAME	VENUE	2022
12.20	Kendra HARRISON (USA)	Olympic Stadium, London (GBR)	22 Jul 16	12.34	Kendra HARRISON (USA)	Hayward Field, Eugene, OR (USA)	25 Jun
12.21	Yordanka DONKOVA (BUL)	Stara Zagora (BUL)	20 Aug 88	12.35	Alaysa JOHNSON (USA)	Hayward Field, Eugene, OR (USA)	25 Jun
12.25	Ginka ZAGORCHEVA (BUL)	Drama (GRE)	8 Aug 87	12.37	Jasmine CAMACHO-QUINN (PUR)	Stadio Olimpico, Roma (ITA)	9 Jun
12.26	Ludmila ENGUIST (RUS)	Sevilla (ESP)	6 Jun 92	12.40	Tobi AMUSAN (NGR)	Oregon	23 Jul
12.26	Brianna MCNEAL (USA)	Ice Stadium, Des Moines, IA (USA)	22 Jun 13	12.44	Demisha ROSWELL (JAM) & Linda Fuller T&F Complex, Lubbock		15 May
12.26	Jasmine CAMACHO-QUINN (PUR)	Stadium, Tokyo (JPN)	1 Aug 21	12.45	Ackera NUGENT (JAM) & Linda Fuller T&F Complex, Lubbock		15 May
12.28	Sally PEARSON (AUS)	DS, Daegu (KOR)	3 Sep 11	12.45	Britany ANDERSON (JAM)	National Stadium, Kingston (JAM)	25 Jun
12.32	Danielle WILLIAMS (JAM)	Olympic Stadium, London (GBR)	20 Jul 19	12.46	Tonea MARSHALL (USA)	Immer Lodge Stadium, Walnut, CA (USA)	16 Apr
12.33	Gail DEVERS (USA)	Sacramento, CA (USA)	23 Jul 00	12.47	Alia ARMSTRONG (USA)	Hayward Field, Eugene, OR (USA)	25 Jun
12.34	Sharika NELVIS (USA)	Hayward Field, Eugene, OR (USA)	26 Jun 15	12.49	Nia ALI (USA)	Hayward Field, Eugene, OR (USA)	25 Jun
12.34	Nia ALI (USA)	Khalifa International Stadium, Doha (QAT)	6 Oct 19				



RESULTS

100 Metres Hurdles Women - Semi-Final

First 2 of each heat (Q) plus 2 fastest times (q) qualify to Final

RECORDS	RESULT	NAME	COUNTRY	AGE	VENUE	DATE
World Record WR	12.12	Tobi AMUSAN	NGR	25	Oregon	24 Jul 2022
Championships Record CR	12.12	Tobi AMUSAN	NGR	25	Oregon	24 Jul 2022
World Leading WL	12.12	Tobi AMUSAN	NGR	25	Oregon	24 Jul 2022
Area Record AR		National Record NR		Personal Best PB		Season Best SB

Heat 1		3	24 July 2022	17:10 START TIME	23° C TEMPERATURE	63 % HUMIDITY	+0.9m/s WIND	
PLACE	BIB	NAME	COUNTRY	DATE OF BIRTH	LANE	RESULT	REACTION	Fn
1	966	Tobi AMUSAN	NGR	23 Apr 97	4	12.12 Q WR	0.144	
2	1169	Kendra HARRISON	USA	18 Sep 92	6	12.27 Q SB	0.155	
3	859	Danielle WILLIAMS	JAM	14 Sep 92	3	12.41 q SB	0.105	
4	716	Cindy SEMBER	GBR	5 Aug 94	5	12.50 q NR	0.158	
5	425	Michelle JENNEKE	AUS	23 Jun 93	7	12.66 (.656) PB	0.120	
6	1083	Ditaji KAMBUNDJI	SUI	20 May 02	2	12.70 PB	0.134	
7	558	Andrea Carolina VARGAS	CRC	28 May 96	8	12.82 (.812) SB	0.154	
8	866	Mako FUKUBE	JPN	28 Oct 95	1	12.82 (.820) NR	0.119	

Heat 2		3	24 July 2022	17:18 START TIME	23° C TEMPERATURE	63 % HUMIDITY	-0.1m/s WIND	
PLACE	BIB	NAME	COUNTRY	DATE OF BIRTH	LANE	RESULT	REACTION	Fn
1	1142	Alia ARMSTRONG	USA	28 Dec 00	5	12.43 Q PB	0.153	
2	443	Devynne CHARLTON	BAH	26 Nov 95	3	12.46 Q NR	0.138	
3	853	Megan TAPPER	JAM	18 Mar 94	4	12.52 PB	0.173	
4	1020	Pia SKRZYSZOWSKA	POL	20 Apr 01	6	12.62 PB	0.119	
5	1048	Marione FOURIE	RSA	30 Apr 02	7	12.93 (.927) PB	0.128	
6	864	Masumi AOKI	JPN	16 Apr 94	2	13.04	0.123	
7	583	Mette GRAVERSGAARD	DEN	5 Oct 95	8	13.05	0.134	
432		Celeste MUCCI	AUS	11 Aug 99	1	DQ TR22.6.2	0.143	

NOTE WA Rule TR22.6.2 - Knocking down / displacing a hurdle in an illegal way

Heat 3		3	24 July 2022	17:27 START TIME	23° C TEMPERATURE	63 % HUMIDITY	+0.3m/s WIND	
PLACE	BIB	NAME	COUNTRY	DATE OF BIRTH	LANE	RESULT	REACTION	Fn
1	830	Britany ANDERSON	JAM	3 Jan 01	3	12.31 Q NR	0.143	
2	1037	Jasmine CAMACHO-QUINN	PUR	21 Aug 96	5	12.32 Q SB	0.126	
3	965	Nadine VISSER	NED	9 Feb 95	6	12.66 (.659) SB	0.125	
4	500	Michelle HARRISON	CAN	6 Dec 92	4	12.74 PB	0.106	
5	787	Sarah LAVIN	IRL	28 May 94	7	12.87	0.117	
6	667	Laeticia BAPTÉ	FRA	8 Feb 99	1	12.93 (.926)	0.157	
7	1093	Noemi ZBÄREN	SUI	12 Mar 94	8	12.94 SB	0.164	
8	650	Reetta HURSKE	FIN	15 May 95	2	13.15	0.113	

RESULTS

100 Metres Hurdles Women - Semi-Final

ALL-TIME OUTDOOR TOP LIST				2022 OUTDOOR TOP LIST			
RESULT	NAME	VENUE	DATE	RESULT	NAME	VENUE	2022
12.12	Tobi AMUSAN (NGR)	Oregon	24 Jul 22	12.12	Tobi AMUSAN (NGR)	Oregon	24 Jul
12.20	Kendra HARRISON (USA)	Olympic Stadium, London (GBR)	22 Jul 16	12.27	Kendra HARRISON (USA)	Oregon	24 Jul
12.21	Yordanka DONKOVA (BUL)	Stara Zagora (BUL)	20 Aug 88	12.31	Britany ANDERSON (JAM)	Oregon	24 Jul
12.25	Ginka ZAGORCHEVA (BUL)	Drama (GRE)	8 Aug 87	12.32	Jasmine CAMACHO-QUINN (PUR)	Oregon	24 Jul
12.26	Ludmila ENNGQUIST (RUS)	Sevilla (ESP)	6 Jun 92	12.35	Alaysha JOHNSON (USA)	Hayward Field, Eugene, OR (USA)	25 Jun
12.26	Brianna MCNEAL (USA)	Ree Stadium, Des Moines, IA (USA)	22 Jun 13	12.41	Danielle WILLIAMS (JAM)	Oregon	24 Jul
12.26	Jasmine CAMACHO-QUINN (PUR)	Nagatsuta Stadium, Tokyo (JPN)	1 Aug 21	12.43	Alia ARMSTRONG (USA)	Oregon	24 Jul
12.28	Sally PEARSON (AUS)	Daegu (KOR)	3 Sep 11	12.44	Demisha ROSWELL (JAM)	& Linda Fuller T&F Complex, Lubbock	15 May
12.31	Britany ANDERSON (JAM)	Oregon	24 Jul 22	12.45	Ackera NUGENT (JAM)	& Linda Fuller T&F Complex, Lubbock	15 May
12.32	Danielle WILLIAMS (JAM)	Olympic Stadium, London (GBR)	20 Jul 19	12.46	Tonea MARSHALL (USA)	Immer Lodge Stadium, Walnut, CA (USA)	16 Apr
				12.46	Devynne CHARLTON (BAH)	Oregon	24 Jul



RESULTS

100 Metres Hurdles Women - Final



RECORDS	RESULT	NAME	COUNTRY	AGE	VENUE	DATE
World Record WR	12.12	Tobi AMUSAN	NGR	25	Oregon	24 Jul 2022
Championships Record CR	12.12	Tobi AMUSAN	NGR	25	Oregon	24 Jul 2022
World Leading WL	12.12	Tobi AMUSAN	NGR	25	Oregon	24 Jul 2022
Area Record AR		National Record NR		Personal Best PB		Season Best SB

24 July 2022 19:01 START TIME

31° C TEMPERATURE 40 % HUMIDITY

+2.5m/s WIND

PLACE	BIB	NAME	COUNTRY	DATE of BIRTH	LANE	RESULT	REACTION	Fn
1	966	Tobi AMUSAN	NGR	23 Apr 97	4	12.06	0.130	
2	830	Britany ANDERSON	JAM	3 Jan 01	5	12.23 (.224)	0.129	
3	1037	Jasmine CAMACHO-QUINN	PUR	21 Aug 96	7	12.23 (.229)	0.127	
4	1142	Alia ARMSTRONG	USA	28 Dec 00	6	12.31	0.125	
5	716	Cindy SEMBER	GBR	5 Aug 94	1	12.38	0.158	
6	859	Danielle WILLIAMS	JAM	14 Sep 92	2	12.44	0.105	
7	443	Devynne CHARLTON	BAH	26 Nov 95	8	12.53	0.129	
	1169	Kendra HARRISON	USA	18 Sep 92	3	DQ TR22.6.2	0.145	

NOTE WA Rule TR22.6.2 - Knocking down / displacing a hurdle in an illegal way

ALL-TIME OUTDOOR TOP LIST

RESULT	NAME	VENUE	DATE
12.12	Tobi AMUSAN (NGR)	Oregon	24 Jul 22
12.20	Kendra HARRISON (USA)	Olympic Stadium, London (GBR)	22 Jul 16
12.21	Yordanka DONKOVA (BUL)	Stara Zagora (BUL)	20 Aug 88
12.25	Ginka ZAGORCHEVA (BUL)	Drama (GRE)	8 Aug 87
12.26	Ludmila ENGQUIST (RUS)	Sevilla (ESP)	6 Jun 92
12.26	Brianna MCNEAL (USA)	Reynolds Stadium, Des Moines, IA (USA)	22 Jun 13
12.26	Jasmine CAMACHO-QUINN (PUR)	International Stadium, Tokyo (JPN)	1 Aug 21
12.28	Sally PEARSON (AUS)	Daegu (KOR)	3 Sep 11
12.31	Britany ANDERSON (JAM)	Oregon	24 Jul 22
12.32	Danielle WILLIAMS (JAM)	Olympic Stadium, London (GBR)	20 Jul 19

2022 OUTDOOR TOP LIST

RESULT	NAME	VENUE	2022
12.12	Tobi AMUSAN (NGR)	Oregon	24 Jul
12.27	Kendra HARRISON (USA)	Oregon	24 Jul
12.31	Britany ANDERSON (JAM)	Oregon	24 Jul
12.32	Jasmine CAMACHO-QUINN (PUR)	Oregon	24 Jul
12.35	Alaysha JOHNSON (USA)	Hayward Field, Eugene, OR (USA)	25 Jun
12.41	Danielle WILLIAMS (JAM)	Oregon	24 Jul
12.43	Alia ARMSTRONG (USA)	Oregon	24 Jul
12.44	Demisha ROSWELL (JAM)	Linda Fuller T&F Complex, Lubboc	15 May
12.45	Ackera NUGENT (JAM)	Linda Fuller T&F Complex, Lubboc	15 May
12.46	Tonea MARSHALL (USA)	Merlino Stadium, Walnut, CA (USA)	16 Apr
12.46	Devynne CHARLTON (BAH)	Oregon	24 Jul



RESULTS

400 Metres Hurdles Women - Round 1

First 4 of each heat (Q) plus 4 fastest times (q) qualify to Semi-Final

RECORDS	RESULT	NAME	COUNTRY	AGE	VENUE	DATE
World Record WR	51.41	Sydney MCLAUGHLIN	USA	23	Hayward Field, Eugene, OR (USA)	25 Jun 2022
Championships Record CR	52.16	Dalilah MUHAMMAD	USA	29	Khalifa International Stadium, Doha (QAT)	4 Oct 2019
World Leading WL	51.41	Sydney MCLAUGHLIN	USA	23	Hayward Field, Eugene, OR (USA)	25 Jun 2022

Note: World Record pending ratification

Area Record AR	National Record NR	Personal Best PB	Season Best SB
-----------------------	---------------------------	-------------------------	-----------------------

Heat 1
5

19 July 2022 17:15 START TIME

31° C TEMPERATURE 39 % HUMIDITY

PLACE	BIB	NAME	COUNTRY	DATE of BIRTH	LANE	RESULT	REACTION	Fn
1	1188	Sydney MCLAUGHLIN	USA	7 Aug 99	8	53.95	Q	0.168
2	1133	Anna RYZHYKOVA	UKR	24 Nov 89	2	54.93	Q	0.139
3	614	Sara GALLEGRO	ESP	11 Oct 00	7	55.09	Q	0.125
4	451	Paulien COUCKUYT	BEL	19 May 97	5	55.42	Q	0.168
5	1080	Yasmin GIGER	SUI	6 Nov 99	6	55.90	q SB	0.149
6	1038	Grace CLAXTON	PUR	19 Aug 93	4	56.40		0.185
7	469	Chayenne DA SILVA	BRA	5 Feb 00	3	59.46		0.154

Heat 2
5

19 July 2022 17:22 START TIME

32° C TEMPERATURE 37 % HUMIDITY

PLACE	BIB	NAME	COUNTRY	DATE of BIRTH	LANE	RESULT	REACTION	Fn
1	850	Janieve RUSSELL	JAM	14 Nov 93	5	54.52	Q	0.124
2	1183	Shamier LITTLE	USA	20 Mar 95	8	54.77	Q	0.165
3	657	Viivi LEHIKOINEN	FIN	27 Aug 99	3	54.95	Q	0.165
4	1136	Viktoriya TKACHUK	UKR	8 Nov 94	2	55.27	Q	0.199
5	989	Portia BING	NZL	17 Apr 93	7	55.72 (.717)	q	0.150
6	818	Linda OLIVIERI	ITA	14 Jul 98	6	56.09	q	0.152
7	487	Aminat JAMAL	BRN	27 Jun 97	4	56.78	SB	0.227
8	1106	Yanique HAYE-SMITH	TKS	22 Mar 90	1	57.99		0.205

Heat 3
5

19 July 2022 17:29 START TIME

32° C TEMPERATURE 37 % HUMIDITY

PLACE	BIB	NAME	COUNTRY	DATE of BIRTH	LANE	RESULT	REACTION	Fn
1	948	Femke BOL	NED	23 Feb 00	8	53.90	Q	0.191
2	1058	Zeney VAN DER WALT	RSA	22 May 00	7	55.05	Q	0.160
3	999	Gianna WOODRUFF	PAN	18 Nov 93	6	55.21	Q	0.185
4	695	Jessie KNIGHT	GBR	15 Jun 94	2	55.48	Q	0.144
5	823	Rebecca SARTORI	ITA	22 May 97	4	55.72 (.716)	q	0.184
6	1227	Thi Lan QUACH	VIE	18 Oct 95	5	58.84		0.186
	1094	Daniela LEDECKÁ	SVK	4 Nov 96	3	DNF		0.138

RESULTS
400 Metres Hurdles Women - Round 1

Heat 4 **5**

19 July 2022 17:36 START TIME 31° C TEMPERATURE 37 % HUMIDITY

PLACE	BIB	NAME	COUNTRY	DATE OF BIRTH	LANE	RESULT	REACTION	Fr
1	1193	Dalilah MUHAMMAD	USA	7 Feb 90	3	54.45	Q	0.169
2	851	Shiann SALMON	JAM	31 Mar 99	2	54.91	Q	0.176
3	412	Sarah CARLI	AUS	5 Sep 94	4	55.89	Q	0.279
4	555	Melissa GONZALEZ	COL	24 Jun 94	5	56.24 (.234)	Q	0.143
5	649	Kristiina HALONEN	FIN	10 Oct 97	6	56.68	PB	0.136
6	542	Jiadie MO	CHN	6 Jan 00	1	57.01		0.181
7	1070	Agata ZUPIN	SLO	17 Mar 98	7	57.12		0.193
8	707	Lina NIELSEN	GBR	13 Mar 96	8	57.42		0.176

Heat 5 **5**

19 July 2022 17:43 START TIME 31° C TEMPERATURE 37 % HUMIDITY

PLACE	BIB	NAME	COUNTRY	DATE OF BIRTH	LANE	RESULT	REACTION	Fr
1	1218	Britton WILSON	USA	13 Nov 00	4	54.54	Q	0.154
2	810	Ayomide Temilade FOLORUNSO	ITA	17 Oct 96	5	54.69	Q	0.176
3	984	Amalie IUDEL	NOR	17 Apr 94	7	54.70	Q PB	0.140
4	834	Rushell CLAYTON	JAM	18 Oct 92	2	54.99	Q	0.157
5	742	Carolina KRAFFZIK	GER	27 Mar 95	3	56.24 (.231)		0.179
6	1046	Taylon BIELDT	RSA	4 Nov 98	6	56.67		0.157
7	1027	Vera BARBOSA	POR	13 Jan 89	8	56.79		0.214

ALL-TIME OUTDOOR TOP LIST				2022 OUTDOOR TOP LIST			
RESULT	NAME	VENUE	DATE	RESULT	NAME	VENUE	2022
51.41	Sydney MCLAUGHLIN (USA)	Hayward Field, Eugene, OR (USA)	25 Jun 22	51.41	Sydney MCLAUGHLIN (USA)	Hayward Field, Eugene, OR (USA)	25 Jun
51.58	Dalilah MUHAMMAD (USA)	National Stadium, Tokyo (JPN)	4 Aug 21	52.27	Femke BOL (NED)	Olympiastadion, Stockholm (SWE)	30 Jun
52.03	Femke BOL (NED)	National Stadium, Tokyo (JPN)	4 Aug 21	53.08	Britton WILSON (USA)	Hayward Field, Eugene, OR (USA)	25 Jun
52.34	Yuliya PECHONKINA (RUS)	Tula (RUS)	8 Aug 03	53.39	Andrenette KNIGHT (JAM)	Vanderbilt Track, Nashville, TN (USA)	5 Jun
52.39	Shamier LITTLE (USA)	Olympiastadion, Stockholm (SWE)	4 Jul 21	53.63	Janieve RUSSELL (JAM)	National Stadium, Kingston (JAM)	24 Jun
52.42	Melaine WALKER (JAM)	Olympiastadion, Berlin (GER)	20 Aug 09	53.82	Shiann SALMON (JAM)	National Stadium, Kingston (JAM)	24 Jun
52.47	Lashinda DEMUS (USA)	DS, Daegu (KOR)	1 Sep 11	53.88	Dalilah MUHAMMAD (USA)	Irving Stadium, Des Moines, IA (USA)	30 Apr
52.61	Kim BATTEN (USA)	Ullevi Stadium, Göteborg (SWE)	11 Aug 95	53.90	Rushell CLAYTON (JAM)	Olympiastadion, Stockholm (SWE)	30 Jun
52.62	Tonja BUFORD-BAILEY (USA)	Ullevi Stadium, Göteborg (SWE)	11 Aug 95	53.91	Line KLOSTER (NOR)	Stade de La Charrière, La Chaux-de-Fonds (SWE)	3 Jul
52.70	Natalya ANTYUKH (RUS)	Olympic Stadium, London (GBR)	8 Aug 12	53.92	Shamier LITTLE (USA)	Hayward Field, Eugene, OR (USA)	25 Jun



RESULTS

400 Metres Hurdles Women - Semi-Final

First 2 of each heat (Q) plus 2 fastest times (q) qualify to Final

RECORDS	RESULT	NAME	COUNTRY	AGE	VENUE	DATE
World Record WR	51.41	Sydney MCLAUGHLIN	USA	23	Hayward Field, Eugene, OR (USA)	25 Jun 2022
Championships Record CR	52.16	Dalilah MUHAMMAD	USA	29	Khalifa International Stadium, Doha (QAT)	4 Oct 2019
World Leading WL	51.41	Sydney MCLAUGHLIN	USA	23	Hayward Field, Eugene, OR (USA)	25 Jun 2022

Note: World Record pending ratification

Area Record AR	National Record NR	Personal Best PB	Season Best SB

Heat 1
3

20 July 2022 18:15 START TIME

32° C TEMPERATURE 36 % HUMIDITY

PLACE	BIB	NAME	COUNTRY	DATE of BIRTH	LANE	RESULT	REACTION	Fn
1	1193	Dalilah MUHAMMAD	USA	7 Feb 90	4	53.28	Q SB 0.224	
2	1133	Anna RYZHYKOVA	UKR	24 Nov 89	5	54.51	Q 0.175	
3	850	Janieve RUSSELL	JAM	14 Nov 93	6	54.66	0.130	
4	1058	Zen�y VAN DER WALT	RSA	22 May 00	3	54.81 (.806)	PB 0.162	
5	451	Paulien COUCKUYT	BEL	19 May 97	8	55.42	0.201	
6	989	Portia BING	NZL	17 Apr 93	1	55.53	0.191	
7	412	Sarah CARLI	AUS	5 Sep 94	7	55.57	SB 0.257	
8	823	Rebecca SARTORI	ITA	22 May 97	2	55.90	0.199	

Heat 2
3

20 July 2022 18:24 START TIME

32° C TEMPERATURE 36 % HUMIDITY

PLACE	BIB	NAME	COUNTRY	DATE of BIRTH	LANE	RESULT	REACTION	Fn
1	948	Femke BOL	NED	23 Feb 00	3	52.84	Q 0.171	
2	1183	Shamier LITTLE	USA	20 Mar 95	6	53.61	Q SB 0.178	
3	834	Rushell CLAYTON	JAM	18 Oct 92	8	53.63	q PB 0.169	
4	1218	Britton WILSON	USA	13 Nov 00	5	53.72	q 0.159	
5	614	Sara GALLEGRO	ESP	11 Oct 00	7	54.49	0.136	
6	657	Viivi LEHIKONEN	FIN	27 Aug 99	4	54.60	NR 0.168	
7	695	Jessie KNIGHT	GBR	15 Jun 94	2	55.39	0.148	
8	818	Linda OLIVIERI	ITA	14 Jul 98	1	56.04	0.135	

Heat 3
3

20 July 2022 18:33 START TIME

32° C TEMPERATURE 36 % HUMIDITY

PLACE	BIB	NAME	COUNTRY	DATE of BIRTH	LANE	RESULT	REACTION	Fn
1	1188	Sydney MCLAUGHLIN	USA	7 Aug 99	6	52.17	Q 0.174	
2	999	Gianna WOODRUFF	PAN	18 Nov 93	7	53.69	Q AR 0.211	
3	851	Shiann SALMON	JAM	31 Mar 99	3	54.16	0.187	
4	1136	Viktoriya TKACHUK	UKR	8 Nov 94	8	54.24	SB 0.212	
5	810	Ayomide Temilade FOLORUNSO	ITA	17 Oct 96	5	54.34	NR 0.188	
6	984	Amalie IUEL	NOR	17 Apr 94	4	54.81 (.801)	0.123	
7	555	Melissa GONZALEZ	COL	24 Jun 94	1	55.13	0.143	
8	1080	Yasmin GIGER	SUI	6 Nov 99	2	56.31	0.154	

RESULTS

400 Metres Hurdles Women - Semi-Final

ALL-TIME OUTDOOR TOP LIST				2022 OUTDOOR TOP LIST			
RESULT	NAME	VENUE	DATE	RESULT	NAME	VENUE	2022
51.41	Sydney MCLAUGHLIN (USA)	Hayward Field, Eugene, OR (USA)	25 Jun 22	51.41	Sydney MCLAUGHLIN (USA)	Hayward Field, Eugene, OR (USA)	25 Jun
51.58	Dalilah MUHAMMAD (USA)	National Stadium, Tokyo (JPN)	4 Aug 21	52.27	Femke BOL (NED)	Olympiastadion, Stockholm (SWE)	30 Jun
52.03	Femke BOL (NED)	National Stadium, Tokyo (JPN)	4 Aug 21	53.08	Britton WILSON (USA)	Hayward Field, Eugene, OR (USA)	25 Jun
52.34	Yuliya PECHONKINA (RUS)	Tula (RUS)	8 Aug 03	53.28	Dalilah MUHAMMAD (USA)	Oregon	20 Jul
52.39	Shamier LITTLE (USA)	Olympiastadion, Stockholm (SWE)	4 Jul 21	53.39	Andrenette KNIGHT (JAM)	Vanderbilt Track, Nashville, TN (USA)	5 Jun
52.42	Melaine WALKER (JAM)	Olympiastadion, Berlin (GER)	20 Aug 09	53.61	Shamier LITTLE (USA)	Oregon	20 Jul
52.47	Lashinda DEMUS (USA)	DS, Daegu (KOR)	1 Sep 11	53.63	Janieve RUSSELL (JAM)	National Stadium, Kingston (JAM)	24 Jun
52.61	Kim BATTEN (USA)	Ullevi Stadium, Göteborg (SWE)	11 Aug 95	53.63	Rushell CLAYTON (JAM)	Oregon	20 Jul
52.62	Tonja BUFORD-BAILEY (USA)	Ullevi Stadium, Göteborg (SWE)	11 Aug 95	53.69	Gianna WOODRUFF (PAN)	Oregon	20 Jul
52.70	Natalya ANTYUKH (RUS)	Olympic Stadium, London (GBR)	8 Aug 12	53.82	Shiann SALMON (JAM)	National Stadium, Kingston (JAM)	24 Jun

RESULTS

400 Metres Hurdles Women - Final



RECORDS	RESULT	NAME	COUNTRY	AGE	VENUE	DATE
World Record WR	50.68	Sydney MCLAUGHLIN	USA	23	Oregon	22 Jul 2022
Championships Record CR	50.68	Sydney MCLAUGHLIN	USA	23	Oregon	22 Jul 2022
World Leading WL	50.68	Sydney MCLAUGHLIN	USA	23	Oregon	22 Jul 2022

Note: World Record pending ratification

Area Record AR	National Record NR	Personal Best PB	Season Best SB
-----------------------	---------------------------	-------------------------	-----------------------

22 July 2022 19:50 START TIME 23° C TEMPERATURE 56 % HUMIDITY

PLACE	BIB	NAME	COUNTRY	DATE of BIRTH	LANE	RESULT	REACTION	Fn
1	1188	Sydney MCLAUGHLIN	USA	7 Aug 99	5	50.68	WR	0.158
2	948	Femke BOL	NED	23 Feb 00	4	52.27	SB	0.179
3	1193	Dalilah MUHAMMAD	USA	7 Feb 90	6	53.13	SB	0.162
4	1183	Shamier LITTLE	USA	20 Mar 95	3	53.76		0.147
5	1218	Britton WILSON	USA	13 Nov 00	1	54.02		0.141
6	834	Rushell CLAYTON	JAM	18 Oct 92	2	54.36		0.145
7	999	Gianna WOODRUFF	PAN	18 Nov 93	7	54.75		0.177
8	1133	Anna RYZHYKOVA	UKR	24 Nov 89	8	54.93		0.167

ALL-TIME OUTDOOR TOP LIST				2022 OUTDOOR TOP LIST			
RESULT	NAME	VENUE	DATE	RESULT	NAME	VENUE	2022
50.68	Sydney MCLAUGHLIN (USA)	Oregon	22 Jul 22	50.68	Sydney MCLAUGHLIN (USA)	Oregon	22 Jul
51.58	Dalilah MUHAMMAD (USA)	National Stadium, Tokyo (JPN)	4 Aug 21	52.27	Femke BOL (NED)	Oregon	22 Jul
52.03	Femke BOL (NED)	National Stadium, Tokyo (JPN)	4 Aug 21	53.08	Britton WILSON (USA)	Hayward Field, Eugene, OR (USA)	25 Jun
52.34	Yuliya PECHONKINA (RUS)	Tula (RUS)	8 Aug 03	53.13	Dalilah MUHAMMAD (USA)	Oregon	22 Jul
52.39	Shamier LITTLE (USA)	Olympiastadion, Stockholm (SWE)	4 Jul 21	53.39	Andrenette KNIGHT (JAM)	Andersonbilt Track, Nashville, TN (USA)	5 Jun
52.42	Melaine WALKER (JAM)	Olympiastadion, Berlin (GER)	20 Aug 09	53.61	Shamier LITTLE (USA)	Oregon	20 Jul
52.47	Lashinda DEMUS (USA)	DS, Daegu (KOR)	1 Sep 11	53.63	Janieve RUSSELL (JAM)	National Stadium, Kingston (JAM)	24 Jun
52.61	Kim BATTEN (USA)	Ullevi Stadium, Göteborg (SWE)	11 Aug 95	53.63	Rushell CLAYTON (JAM)	Oregon	20 Jul
52.62	Tonja BUFORD-BAILEY (USA)	Stadium, Göteborg (SWE)	11 Aug 95	53.69	Gianna WOODRUFF (PAN)	Oregon	20 Jul
52.70	Natalya ANTYUKH (RUS)	Olympic Stadium, London (GBR)	8 Aug 12	53.82	Shiann SALMON (JAM)	National Stadium, Kingston (JAM)	24 Jun



RESULTS



100 Metres Hurdles Women - Heptathlon

RECORDS	RESULT	NAME	COUNTRY	AGE	VENUE	DATE		
World Heptathlon Best	WHB	12.54	Jessica ENNIS-HILL	GBR	26	Olympic Stadium, London (GBR)	3 Aug 2012	
Champ. Heptathlon Best	CHB	12.58	Kendell WILLIAMS	USA	24	Khalifa International Stadium, Doha (QAT)	2 Oct 2019	
Area Record	AR		National Record	NR	Personal Best	PB	Season Best	SB

Heat 1 2 17 July 2022 10:42 START TIME 19° C TEMPERATURE 68 % HUMIDITY +1.4m/s WIND

PLACE	BIB	NAME	COUNTRY	DATE of BIRTH	LANE	RESULT	REACTION	Fn	POINTS	TOTAL
1	458	Nafissatou THIAM	BEL	19 Aug 94	4	13.21	PB	0.119	1093	1093
2	955	Emma OOSTERWEGEL	NED	29 Jun 98	1	13.44	SB	0.172	1059	1059
3	1221	Ashtin ZAMZOW-MAHLER	USA	13 Aug 96	8	13.47	SB	0.141	1055	1055
4	763	Sophie WEIßENBERG	GER	24 Sep 97	6	13.51	PB	0.153	1049	1049
5	693	Katarina JOHNSON-THOMPSON	GBR	9 Jan 93	2	13.55	SB	0.101	1043	1043
6	612	Claudia CONTE	ESP	14 Nov 99	5	13.65	PB	0.136	1028	1028
7	1016	Paulina LIGARSKA	POL	9 Apr 96	7	14.19		0.140	952	952
	464	Odile AHOUANWANOU	BEN	5 Jan 91	3	DNS				0

Heat 2 2 17 July 2022 10:48 START TIME 19° C TEMPERATURE 68 % HUMIDITY +0.7m/s WIND

PLACE	BIB	NAME	COUNTRY	DATE of BIRTH	LANE	RESULT	REACTION	Fn	POINTS	TOTAL
1	1143	Michelle ATHERLEY	USA	12 Dec 95	4	13.12		0.111	1106	1106
2	1082	Annik KÄLIN	SUI	27 Apr 00	1	13.17	PB	0.162	1099	1099
3	1167	Anna HALL	USA	23 Mar 01	8	13.20 (.199)		0.150	1094	1094
4	462	Noor VIDTS	BEL	30 May 96	5	13.20 (.200)	SB	0.143	1094	1094
5	1022	Adrianna SUŁEK	POL	3 Apr 99	2	13.28		0.141	1083	1083
6	964	Anouk VETTER	NED	4 Feb 93	7	13.30		0.117	1080	1080
7	778	Xénia KRIZSÁN	HUN	13 Jan 93	3	13.46		0.138	1056	1056
8	1215	Kendell WILLIAMS	USA	14 Jun 95	6	13.54		0.139	1044	1044



RESULTS

High Jump Women - Heptathlon



RECORDS	RESULT	NAME	COUNTRY	AGE	VENUE	DATE	
World Heptathlon Best	WHB	2.02 Nafissatou THIAM	BEL	25	Stade Pierre Paul Bernard, Talence (FRA)	22 Jun 2019	
Champ. Heptathlon Best	CHB	1.95 Carolina KLÜFT	SWE	24	Yanmar Stadium Nagai, Osaka (JPN)	25 Aug 2007	
Champ. Heptathlon Best	CHB	1.95 Nafissatou THIAM	BEL	23	Olympic Stadium, London (GBR)	5 Aug 2017	
Champ. Heptathlon Best	CHB	1.95 Yorgelis RODRÍGUEZ	CUB	22	Olympic Stadium, London (GBR)	5 Aug 2017	
Champ. Heptathlon Best	CHB	1.95 Katarina JOHNSON-THOMPSON	GBR	26	Khalifa International Stadium, Doha (QAT)	2 Oct 2019	
Area Record	AR	National Record	NR	Personal Best	PB	Season Best	SB

Group A

17 July 2022 11:35 START TIME 19° C TEMPERATURE 68 % HUMIDITY
13:02 END TIME 21° C 59 %

PLACE	BIB	NAME	COUNTRY	DATE of BIRTH	ORDER	RESULT	1.68	1.71	1.74	1.77	1.80	1.83	1.86	1.89	1.92	1.95	1.98	POINTS	TOTAL
1	458	Nafissatou THIAM	BEL	19 Aug 94	1	1.95 CHB	-	-	-	-	0	0	0	0	XX0	0	XXX	1171	2264
2	1022	Adrianna SULEK	POL	3 Apr 99	3	1.89	-	0	0	0	0	0	X0	XX0	XXX			1093	2176
3	1167	Anna HALL	USA	23 Mar 01	5	1.86 SB	0	0	0	0	0	X0	0	XXX				1054	2148
4	612	Claudia CONTE	ESP	14 Nov 99	4	1.86 SB	-	0	0	0	0	0	X0	XXX				1054	2082
5	693	Katarina JOHNSON-THOMPSON	GBR	9 Jan 93	7	1.83 SB	-	-	0	0	0	0	XXX					1016	2059
6	462	Noor VIDTS	BEL	30 May 96	8	1.83	0	X0	X0	X0	0	X0	XXX					1016	2110
7	1221	Ashtin ZAMZOW-MAHLER	USA	13 Aug 96	2	1.77	0	0	0	X0	XXX							941	1996
8	1016	Paulina LIGARSKA	POL	9 Apr 96	6	1.77	0	X0	0	X0	XXX							941	1893

Group B

17 July 2022 11:38 START TIME 19° C TEMPERATURE 68 % HUMIDITY
12:42 END TIME 21° C 59 %

PLACE	BIB	NAME	COUNTRY	DATE of BIRTH	ORDER	RESULT	1.59	1.62	1.65	1.68	1.71	1.74	1.77	1.80	1.83			POINTS	TOTAL
1	964	Anouk VETTER	NED	4 Feb 93	3	1.80 SB	-	-	0	0	0	0	XX0	X0	XXX			978	2058
2	955	Emma OOSTERWEGEL	NED	29 Jun 98	5	1.77 SB	-	-	XX0	0	0	0	X0	XXX				941	2000
3	763	Sophie WEIßENBERG	GER	24 Sep 97	2	1.74	-	-	-	-	0	0	XXX					903	1952
4	1082	Annik KÄLIN	SUI	27 Apr 00	4	1.74	-	-	0	0	X0	0	XXX					903	2002
5	778	Xénia KRIZSÁN	HUN	13 Jan 93	7	1.74	-	0	0	0	0	X0	XXX					903	1959
6	1143	Michelle ATHERLEY	USA	12 Dec 95	6	1.71	-	0	0	0	X0	XXX						867	1973
7	1215	Kendell WILLIAMS	USA	14 Jun 95	1	1.71	-	X0	0	XX0	XX0	XXX						867	1911
	464	Odile AHOUANWANOU	BEN	5 Jan 91	8	DNS													0



RESULTS



Shot Put Women - Heptathlon

RECORDS	RESULT	NAME	COUNTRY	AGE	VENUE	DATE
World Heptathlon Best WHB	20.79	Eva WILMS	FRG	25	Hannover (GER)	28 Aug 1977
Champ. Heptathlon Best CHB	17.03	Austra SKUJYTĚ	LTU	28	Yanmar Stadium Nagai, Osaka (JPN)	25 Aug 2007
Area Record AR		National Record NR		Personal Best PB		Season Best SB

Group A

17 July 2022 13:35 START TIME 21° C 59 %
 TEMPERATURE HUMIDITY
 14:01 END TIME 21° C 59 %

PLACE	BIB	NAME	COUNTRY	DATE of BIRTH	ORDER	RESULT	1	2	3	POINTS	TOTAL
1	1022	Adrianna SUŁEK	POL	3 Apr 99	2	14.13 PB	14.06	14.11	14.13	803	2979
2	1167	Anna HALL	USA	23 Mar 01	7	13.67 PB	13.67	13.40	13.56	772	2920
3	763	Sophie WEIßENBERG	GER	24 Sep 97	3	13.57	13.57	X	X	765	2717
4	1221	Ashtin ZAMZOW-MAHLER	USA	13 Aug 96	1	12.99	X	12.52	12.99	727	2723
5	693	Katarina JOHNSON-THOMPSON	GBR	9 Jan 93	6	12.92	12.65	12.74	12.92	722	2781
6	1215	Kendell WILLIAMS	USA	14 Jun 95	8	12.71	X	12.50	12.71	708	2619
7	1143	Michelle ATHERLEY	USA	12 Dec 95	5	12.56	11.57	11.64	12.56	698	2671
8	612	Claudia CONTE	ESP	14 Nov 99	4	12.46	11.78	12.07	12.46	692	2774

Group B

17 July 2022 13:35 START TIME 21° C 59 %
 TEMPERATURE HUMIDITY
 14:01 END TIME 21° C 59 %

PLACE	BIB	NAME	COUNTRY	DATE of BIRTH	ORDER	RESULT	1	2	3	POINTS	TOTAL
1	964	Anouk VETTER	NED	4 Feb 93	4	16.25 PB	14.73	16.25	15.42	945	3003
2	458	Nafissatou THIAM	BEL	19 Aug 94	7	15.03 SB	14.33	14.92	15.03	863	3127
3	462	Noor VIDTS	BEL	30 May 96	8	14.43 PB	13.96	14.05	14.43	823	2933
4	955	Emma OOSTERWEGEL	NED	29 Jun 98	2	14.40	13.66	13.45	14.40	821	2821
5	1016	Paulina LIGARSKA	POL	9 Apr 96	6	14.08	13.96	12.68	14.08	799	2692
6	778	Xénia KRIZSÁN	HUN	13 Jan 93	5	14.08 SB	13.79	14.08	13.95	799	2758
7	1082	Annik KÄLIN	SUI	27 Apr 00	1	13.71	13.71	13.43	12.61	775	2777
	464	Odile AHOUANWANOU	BEN	5 Jan 91	3	DNS					0



RESULTS



200 Metres Women - Heptathlon

RECORDS	RESULT	NAME	COUNTRY	AGE	VENUE	DATE
World Heptathlon Best WHB	22.30	Jackie JOYNER-KERSEE	USA	26	Indianapolis, IN (USA)	15 Jul 1988
Champ. Heptathlon Best CHB	22.84	Dafne SCHIPPERS	NED	21	Luzhniki Stadion, Moskva (RUS)	12 Aug 2013

Area Record **AR** National Record **NR** Personal Best **PB** Season Best **SB**

Heat 1 **2** 17 July 2022 18:38 START TIME 25° C TEMPERATURE 44 % HUMIDITY +1.5m/s WIND

PLACE	BIB	NAME	COUNTRY	DATE of BIRTH	LANE	RESULT	REACTION	Fn	POINTS	TOTAL
1	1082	Annik KÄLIN	SUI	27 Apr 00	8	24.05	0.142		976	3753
2	458	Nafissatou THIAM	BEL	19 Aug 94	2	24.39	0.138		944	4071
3	955	Emma OOSTERWEGEL	NED	29 Jun 98	3	24.43	0.198	SB	940	3761
4	1016	Paulina LIGARSKA	POL	9 Apr 96	5	24.65	0.159	PB	919	3611
5	612	Claudia CONTE	ESP	14 Nov 99	4	24.77	0.163	PB	908	3682
6	778	Xénia KRIZSÁN	HUN	13 Jan 93	6	24.82	0.143		903	3661
7	1221	Ashtin ZAMZOW-MAHLER	USA	13 Aug 96	7	25.15	0.170		873	3596

INTERMEDIATE TIMES

100 m 12.03 Annik KÄLIN

Heat 2 **2** 17 July 2022 18:48 START TIME 25° C TEMPERATURE 44 % HUMIDITY +1.4m/s WIND

PLACE	BIB	NAME	COUNTRY	DATE of BIRTH	LANE	RESULT	REACTION	Fn	POINTS	TOTAL
1	1167	Anna HALL	USA	23 Mar 01	4	23.08	0.147	PB	1071	3991
2	693	Katarina JOHNSON-THOMPSON	GBR	9 Jan 93	2	23.62	0.145		1017	3798
3	964	Anouk VETTER	NED	4 Feb 93	8	23.73	0.168	SB	1007	4010
4	1022	Adrianna SUŁEK	POL	3 Apr 99	5	23.77	0.167	PB	1003	3982
5	462	Noor VIDTS	BEL	30 May 96	7	23.92	0.166	SB	988	3921
6	1143	Michelle ATHERLEY	USA	12 Dec 95	1	23.97	0.134		984	3655
7	763	Sophie WEIßENBERG	GER	24 Sep 97	3	24.06	0.152		975	3692
8	1215	Kendell WILLIAMS	USA	14 Jun 95	6	25.27	0.153		862	3481

INTERMEDIATE TIMES

100 m 11.81 Anna HALL



RESULTS

Long Jump Women - Heptathlon



RECORDS	RESULT	NAME	COUNTRY	AGE	VENUE	DATE
World Heptathlon Best WHB	7.27	Jackie JOYNER-KERSEE	USA	26	Olympic Stadium, Jamsil, Seoul (KOR)	24 Sep 1988
Champ. Heptathlon Best CHB	7.14	Jackie JOYNER-KERSEE	USA	25	Stadio Olimpico, Roma (ITA)	1 Sep 1987
Area Record AR						
National Record NR						
Personal Best PB						
Season Best SB						

Group A

18 July 2022 09:35 START TIME
16° C TEMPERATURE 74 % HUMIDITY
10:03 END TIME 17° C 71 %

PLACE	BIB	NAME	COUNTRY	DATE of BIRTH	ORDER	RESULT	1	2	3	POINTS	TOTAL
1	458	Nafissatou THIAM	BEL	19 Aug 94	2	6.59 -1.8	6.49 w +2.6	X -0.2	6.59 -1.8	1036	5107
2	1082	Annik KÄLIN	SUI	27 Apr 00	3	6.56 +2.2	6.56 w +2.2	X +1.9	X +0.7	1027	4780
3	964	Anouk VETTER	NED	4 Feb 93	7	6.52 +0.3	X +1.4	6.17 w +3.1	6.52 +0.3	1014	5024
4	1022	Adrianna SUŁEK	POL	3 Apr 99	5	6.43 +0.8	6.07 +0.4	X +3.0	6.43 +0.8	985	4967
5	1167	Anna HALL	USA	23 Mar 01	1	6.39 -0.4	6.02 -0.2	6.31 +1.2	6.39 -0.4	972	4963
6	462	Noor VIDTS	BEL	30 May 96	8	6.33 +0.9	6.07 -0.3	6.33 +0.9	X +1.0	953	4874
7	1215	Kendell WILLIAMS	USA	14 Jun 95	6	5.59 0.0	X +2.4	5.59 0.0	X 0.0	726	4207
	763	Sophie WEIßENBERG	GER	24 Sep 97	4	NM	X 0.0	X -0.1	X +1.4	0	3692

Group B

18 July 2022 09:35 START TIME
16° C TEMPERATURE 74 % HUMIDITY
10:08 END TIME 17° C 71 %

PLACE	BIB	NAME	COUNTRY	DATE of BIRTH	ORDER	RESULT	1	2	3	POINTS	TOTAL
1	693	Katarina JOHNSON-THOMPSON	GBR	9 Jan 93	5	6.28 +2.2	6.28 w +2.2	X +1.5	X +2.2	937	4735
2	612	Claudia CONTE	ESP	14 Nov 99	1	6.00 +2.0	6.00 +2.0	X +1.2	5.91 +0.6	850	4532
3	1143	Michelle ATHERLEY	USA	12 Dec 95	6	6.00 +1.2	5.68 +1.7	6.00 +1.2	5.82 +1.7	850	4505
4	955	Emma OOSTERWEGEL	NED	29 Jun 98	7	5.95 +0.2	5.95 +0.2	X +1.9	5.87 +1.4	834	4595
5	1016	Paulina LIGARSKA	POL	9 Apr 96	4	5.88 +2.1	5.88 w +2.1	X +1.2	X +0.8	813	4424
6	1221	Ashtin ZAMZOW-MAHLER	USA	13 Aug 96	3	5.69 +0.9	X +1.2	5.69 +0.9	X +1.1	756	4352
	778	Xénia KRIZSÁN	HUN	13 Jan 93	2	NM	X +0.8	X +2.8	X +2.0	0	3661



RESULTS

Javelin Throw Women - Heptathlon



RECORDS	RESULT	NAME	COUNTRY	AGE	VENUE	DATE
World Heptathlon Best WHB	60.90	Barbora ŠPOTÁKOVÁ	CZE	31	Stade Pierre Paul Bernard, Talence (FRA)	16 Sep 2012
Champ. Heptathlon Best CHB	58.41	Anouk VETTER	NED	24	Olympic Stadium, London (GBR)	6 Aug 2017
Area Record AR	National Record NR	Personal Best PB	Season Best SB			

Group A

18 July 2022 10:49 START TIME 19° C TEMPERATURE 65 % HUMIDITY
 11:07 END TIME 20° C 60 %

PLACE	BIB	NAME	COUNTRY	DATE of BIRTH	ORDER	RESULT	1	2	3	POINTS	TOTAL
1	1167	Anna HALL	USA	23 Mar 01	4	45.75 PB	42.85	45.75	X	778	5741
2	1215	Kendell WILLIAMS	USA	14 Jun 95	7	43.80 SB	42.49	X	43.80	740	4947
3	1022	Adrianna SUŁEK	POL	3 Apr 99	3	41.63 SB	38.16	40.55	41.63	699	5666
4	462	Noor VIDTS	BEL	30 May 96	1	41.62 SB	37.99	41.62	39.77	698	5572
5	693	Katarina JOHNSON-THOMPSON	GBR	9 Jan 93	2	39.18	38.93	39.18	X	652	5387
6	1143	Michelle ATHERLEY	USA	12 Dec 95	5	32.33	27.53	26.32	32.33	521	5026
	763	Sophie WEIßENBERG	GER	24 Sep 97	6	DNS					0

Group B

18 July 2022 11:50 START TIME 22° C TEMPERATURE 55 % HUMIDITY
 12:11 END TIME 22° C 54 %

PLACE	BIB	NAME	COUNTRY	DATE of BIRTH	ORDER	RESULT	1	2	3	POINTS	TOTAL
1	964	Anouk VETTER	NED	4 Feb 93	5	58.29	53.89	58.29	50.56	1021	6045
2	955	Emma OOSTERWEGEL	NED	29 Jun 98	6	54.03 SB	54.03	50.94	51.11	938	5533
3	458	Nafissatou THIAM	BEL	19 Aug 94	2	53.01 SB	51.22	50.76	53.01	919	6026
4	1221	Ashtin ZAMZOW-MAHLER	USA	13 Aug 96	4	48.41	X	48.41	47.84	829	5181
5	1082	Annik KÄLIN	SUI	27 Apr 00	1	48.25	48.25	X	47.03	826	5606
6	1016	Paulina LIGARSKA	POL	9 Apr 96	3	45.89	43.73	42.32	45.89	781	5205
7	612	Claudia CONTE	ESP	14 Nov 99	8	44.69	41.60	44.26	44.69	757	5289
	778	Xénia KRIZSÁN	HUN	13 Jan 93	7	DNS					0



RESULTS



800 Metres Women - Heptathlon

RECORDS	RESULT	NAME	COUNTRY	AGE	VENUE	DATE
World Heptathlon Best WHB	2:01.84	Nadine DEBOIS	FRA	26	Talence (FRA)	27 Sep 1987
Champ. Heptathlon Best CHB	2:05.17	Nadine DEBOIS	FRA	26	Stadio Olimpico, Roma (ITA)	1 Sep 1987
Area Record AR		National Record NR		Personal Best PB		Season Best SB

18 July 2022 19:00 START TIME
 26° C TEMPERATURE 43 % HUMIDITY

PLACE	BIB	NAME	COUNTRY	DATE of BIRTH	LANE	RESULT	POINTS	TOTAL
1	1167	Anna HALL	USA	23 Mar 01	10	2:06.67	1014	6755
2	1022	Adrianna SUŁEK	POL	3 Apr 99	13	2:07.18 PB	1006	6672
3	462	Noor VIDTS	BEL	30 May 96	5	2:08.50 PB	987	6559
4	1143	Michelle ATHERLEY	USA	12 Dec 95	8	2:12.16	933	5959
5	458	Nafissatou THIAM	BEL	19 Aug 94	7	2:13.00 PB	921	6947
6	955	Emma OOSTERWEGEL	NED	29 Jun 98	2	2:13.97 SB	907	6440
7	612	Claudia CONTE	ESP	14 Nov 99	11	2:14.14	905	6194
8	1016	Paulina LIGARSKA	POL	9 Apr 96	3	2:15.36	888	6093
9	1082	Annik KÄLIN	SUI	27 Apr 00	1	2:17.49 SB	858	6464
10	693	Katarina JOHNSON-THOMPSON	GBR	9 Jan 93	6	2:19.16 SB	835	6222
11	964	Anouk VETTER	NED	4 Feb 93	4	2:20.09 SB	822	6867
12	1221	Ashtin ZAMZOW-MAHLER	USA	13 Aug 96	12	2:22.28	793	5974
	1215	Kendell WILLIAMS	USA	14 Jun 95	9	DNS		0

INTERMEDIATE TIMES

100 m	14.07 Anna HALL	200 m	28.82 Anna HALL
300 m	44.48 Anna HALL	400 m	1:00.73 Anna HALL
500 m	1:17.15 Anna HALL	600 m	1:34.21 Anna HALL
700 m	1:50.78 Anna HALL		

RESULTS

High Jump Women - Qualification

Automatic qualifying mark 1.95 (Q) or at least best 12 qualify to Final

RECORDS	RESULT	NAME	COUNTRY	AGE	VENUE	DATE
World Record WR	2.09	Stefka KOSTADINOVA	BUL	22	Stadio Olimpico, Roma (ITA)	30 Aug 1987
Championships Record CR	2.09	Stefka KOSTADINOVA	BUL	22	Stadio Olimpico, Roma (ITA)	30 Aug 1987
World Leading WL	2.03	Yaroslava MAHUCHIKH	UKR	21	Nákupní centrum Olympia, Brno (CZE)	22 Jun 2022
Area Record AR		National Record NR		Personal Best PB		Season Best SB

Group A

16 July 2022 11:11 START TIME 19° C 81 %
12:42 END TIME TEMPERATURE 20° C HUMIDITY 75 %

PLACE	BIB	NAME	COUNTRY	DATE of BIRTH	ORDER	RESULT	1.75	1.81	1.86	1.90	1.93	1.95					
1	1125	Iryna GERASHCHENKO	UKR	10 Mar 95	7	1.93 q	-	0	0	0	0						
1	434	Eleanor PATTERSON	AUS	22 May 96	13	1.93 q	-	0	0	0	0						
1	1222	Safina SADULLAYEVA	UZB	4 Mar 98	5	1.93 q SB	-	-	0	0	0						
1	827	Elena VALLORTIGARA	ITA	21 Sep 91	3	1.93 q	-	0	0	0	0						
5	835	Lamara DISTIN	JAM	3 Mar 00	12	1.90 q	-	0	0	0	XXX						
6	1130	Yuliya LEVCHENKO	UKR	28 Nov 97	4	1.90	-	0	0	XX0	XXX						
6	1102	Maja NILSSON	SWE	8 Dec 99	6	1.90	0	0	0	XX0	XXX						
8	1186	Rachel MCCOY	USA	1 Aug 95	11	1.90 SB	0	X0	X0	XX0	XXX						
9	893	Kristina OVCHINNIKOVA	KAZ	21 Mar 01	9	1.86	X0	0	0	XXX							
10	924	Urtė BAIKŠTYTĖ	LTU	8 May 99	14	1.86	0	0	X0	XXX							
10	737	Marie-Laurence JUNGFLEISCH	GER	7 Oct 90	10	1.86 SB	0	0	X0	XXX							
10	655	Sini LÄLLÄ	FIN	12 Mar 94	2	1.86	0	0	X0	XXX							
13	722	Laura ZIALOR	GBR	4 Aug 98	8	1.81	X0	X0	XXX								
14	539	Jiawen LU	CHN	19 Aug 02	15	1.75	0	XXX									
	696	Morgan LAKE	GBR	12 May 97	1	DNS											



RESULTS
High Jump Women - Qualification

Group B

16 July 2022 11:14 START TIME 19° C 81 %
12:45 END TIME TEMPERATURE HUMIDITY
20° C 75 %

PLACE	BIB	NAME	COUNTRY	DATE of BIRTH	ORDER	RESULT	1.75	1.81	1.86	1.90	1.93	1.95				
1	1132	Yaroslava MAHUCHIKH	UKR	19 Sep 01	2	1.93 q	-	-	0	0	0					
2	626	Karmen BRUUS	EST	24 Jan 05	15	1.93 q PB	0	0	0	0	XO					
2	1045	Daniela STANCIU	ROU	15 Oct 87	12	1.93 q SB	0	0	0	0	XO					
4	888	Nadezhda DUBOVITSKAYA	KAZ	12 Mar 98	1	1.93 q	-	0	XO	XO	XO					
5	433	Nicola OLYSLAGERS	AUS	28 Dec 96	4	1.93 q	-	-	0	XO	XXX					
6	1064	Lia APOSTOLOVSKI	SLO	23 Jun 00	13	1.90 q	0	0	0	0	XXX					
6	862	Kimberly WILLIAMSON	JAM	2 Oct 93	5	1.90 q	0	0	0	0	XXX					
8	767	Tatiana GUSIN	GRE	26 Jan 94	11	1.90 SB	-	XO	XO	0	XXX					
9	945	Marija VUKOVIĆ	MNE	21 Jan 92	3	1.90	-	0	0	XO	XXX					
10	1151	Vashti CUNNINGHAM	USA	18 Jan 98	9	1.86	-	-	0	XXX						
10	651	Ella JUNNILA	FIN	6 Dec 98	14	1.86	-	0	0	XXX						
12	665	Heta TUURI	FIN	14 Jan 95	7	1.86	0	0	XO	XXX						
13	685	Emily BORTHWICK	GBR	2 Sep 97	10	1.81	0	XO	XXX							
13	1165	Rachel GLENN	USA	17 Apr 02	6	1.81	-	XO	XXX							
15	556	Jennifer RODRIGUEZ	COL	18 Nov 99	8	1.75	0	XXX								

ALL-TIME OUTDOOR TOP LIST				2022 OUTDOOR TOP LIST			
RESULT	NAME	VENUE	DATE	RESULT	NAME	VENUE	2022
2.09	Stefka KOSTADINOVA (BUL)	Stadio Olimpico, Roma (ITA)	30 Aug 87	2.03	Yaroslava MAHUCHIKH (UKR)	olí centrum Olympia, Brno (CZE)	22 Jun
2.08	Blanka VLAŠIĆ (CRO)	Zagreb (CRO)	31 Aug 09	1.98	Iryna GERASHCHENKO (UKR)	Stade Charléty, Paris (FRA)	18 Jun
2.07	Lyudmila ANDONOVA (BUL)	Berlin (GDR)	20 Jul 84	1.98	Elena VALLORTIGARA (ITA)	Stadio Guidobaldi, Rieti (ITA)	26 Jun
2.07	Anna CHICHEROVA (RUS)	Cheboksary (RUS)	22 Jul 11	1.97	Lamara DISTIN (JAM)	Cushing Stadium, College Station, TX (US)	30 Apr
2.06	Kajsa BERGQVIST (SWE)	Eberstadt (GER)	26 Jul 03	1.96	Vashti CUNNINGHAM (USA)	r Lodge Stadium, Walnut, CA (USA)	16 Apr
2.06	Hestrie CLOETE (RSA)	le de France, Paris-St-Denis (FRA)	31 Aug 03	1.96	Nicola OLYSLAGERS (AUS)	Paavo Nurmi Stadium, Turku (FIN)	14 Jun
2.06	Yelena SLESARENKO (RUS)	ympic Stadium, Athina (GRE)	28 Aug 04	1.96	Kristina OVCHINNIKOVA (KAZ)	Almaty (KAZ)	25 Jun
2.06	Ariane FRIEDRICH (GER)	Olympiastadion, Berlin (GER)	14 Jun 09	1.96	Anželina TOPIĆ (SRB)	Atletski Stadion, Kruševac (SRB)	26 Jun
2.06	Mariya LASITSKENE (ANA)	que de la Pontaise, Lausanne	6 Jul 17	1.96	Eleanor PATTERSON (AUS)	Olympiastadion, Stockholm (SWE)	30 Jun
2.05	Tamara BYKOVA (URS)	Kiev (URS)	22 Jun 84	1.95	Tyra GITTENS (TTO)	Cushing Stadium, College Station, TX (US)	2 Apr
2.05	Heike HENKEL (GER)	National Stadium, Tokyo (JPN)	31 Aug 91	1.95	Marija VUKOVIĆ (MNE)	Ethnikou Stadiou, Kalamata (GRE)	21 May
2.05	Inqa BABAKOVA (UKR)	Tokyo (JPN)	15 Sep 95	1.95	Kateryna TABASHNYK (UKR)	Stade Charléty, Paris (FRA)	18 Jun
2.05	Tia HELLEBAUT (BEL)	National Stadium, Beijing (CHN)	23 Aug 08	1.95	Yuliya LEVCHENKO (UKR)	Stade Charléty, Paris (FRA)	18 Jun
2.05	Chaunte LOWE (USA)	rake Stadium, Des Moines, IA (USA)	26 Jun 10				



RESULTS

High Jump Women - Final



RECORDS	RESULT	NAME	COUNTRY	AGE	VENUE	DATE
World Record WR	2.09	Stefka KOSTADINOVA	BUL	22	Stadio Olimpico, Roma (ITA)	30 Aug 1987
Championships Record CR	2.09	Stefka KOSTADINOVA	BUL	22	Stadio Olimpico, Roma (ITA)	30 Aug 1987
World Leading WL	2.03	Yaroslava MAHUCHIKH	UKR	21	Nákupní centrum Olympia, Brno (CZE)	22 Jun 2022
Area Record AR						
National Record NR						
Personal Best PB						
Season Best SB						

19 July 2022 17:41 START TIME 31° C 37 %
 TEMPERATURE HUMIDITY
 19:41 END TIME 30° C 42 %

PLACE	BIB	NAME	COUNTRY	DATE of BIRTH	ORDER	RESULT		1.84	1.89	1.93	1.96	1.98	2.00	2.02	2.04			
1	434	Eleanor PATTERSON	AUS	22 May 96	9	2.02	AR	0	0	0	0	XXO	XO	0	XXX			
2	1132	Yaroslava MAHUCHIKH	UKR	19 Sep 01	5	2.02		-	0	0	0	0	XO	XO	XXX			
3	827	Elena VALLORTIGARA	ITA	21 Sep 91	10	2.00	SB	0	0	0	0	0	0	XXX				
4	1125	Iryna GERASHCHENKO	UKR	10 Mar 95	8	2.00	PB	0	0	0	XO	0	XO	XXX				
5	1222	Safina SADULLAYEVA	UZB	4 Mar 98	7	1.96	PB	-	0	0	0	X-	XX					
5	433	Nicola OLYSLAGERS	AUS	28 Dec 96	6	1.96	SB	0	0	0	0	XXX						
7	626	Karmen BRUUS	EST	24 Jan 05	3	1.96	NR	0	XO	XO	XO	XXX						
8	888	Nadezhda DUBOVITSKAYA	KAZ	12 Mar 98	1	1.96		0	XXO	XXO	XO	XXX						
9	835	Lamara DISTIN	JAM	3 Mar 00	11	1.93		0	0	0	XXX							
10	1045	Daniela STANCIU	ROU	15 Oct 87	12	1.93	SB	XO	0	XXO	XXX							
11	862	Kimberly WILLIAMSON	JAM	2 Oct 93	2	1.89		0	0	XXX								
12	1064	Lia APOSTOLOVSKI	SLO	23 Jun 00	4	1.89		0	XO	XXX								

ALL-TIME OUTDOOR TOP LIST				2022 OUTDOOR TOP LIST			
RESULT	NAME	VENUE	DATE	RESULT	NAME	VENUE	2022
2.09	Stefka KOSTADINOVA (BUL)	Stadio Olimpico, Roma (ITA)	30 Aug 87	2.03	Yaroslava MAHUCHIKH (UKR)	Nákupní centrum Olympia, Brno (CZE)	22 Jun
2.08	Blanka VLAŠIĆ (CRO)	Zagreb (CRO)	31 Aug 09	2.02	Eleanor PATTERSON (AUS)	Oregon	19 Jul
2.07	Lyudmila ANDONOVA (BUL)	Berlin (GDR)	20 Jul 84	2.00	Elena VALLORTIGARA (ITA)	Oregon	19 Jul
2.07	Anna CHICHEROVA (RUS)	Cheboksary (RUS)	22 Jul 11	2.00	Iryna GERASHCHENKO (UKR)	Oregon	19 Jul
2.06	Kajsa BERGGVIST (SWE)	Eberstadt (GER)	26 Jul 03	1.97	Lamara DISTIN (JAM)	Cushing Stadium, College Station, TX (US)	30 Apr
2.06	Hestrie CLOETE (RSA)	le de France, Paris-St-Denis (FRA)	31 Aug 03	1.96	Vashti CUNNINGHAM (USA)	Warner Bros. Stadium, Walnut, CA (USA)	16 Apr
2.06	Yelena SLESARENKO (RUS)	Olympic Stadium, Athina (GRE)	28 Aug 04	1.96	Nicola OLYSLAGERS (AUS)	Paavo Nurmi Stadium, Turku (FIN)	14 Jun
2.06	Ariane FRIEDRICH (GER)	Olympiastadion, Berlin (GER)	14 Jun 09	1.96	Kristina OVCHINNIKOVA (KAZ)	Almaty (KAZ)	25 Jun
2.06	Mariya LASITSKENE (ANA)	Stade de la Pontaise, Lausanne	6 Jul 17	1.96	Angelina TOPIĆ (SRB)	Atletski Stadion, Kruševac (SRB)	26 Jun
2.05	Tamara BYKOVA (URS)	Kiev (URS)	22 Jun 84	1.96	Safina SADULLAYEVA (UZB)	Oregon	19 Jul
2.05	Heike HENKEL (GER)	National Stadium, Tokyo (JPN)	31 Aug 91	1.96	Nadezhda DUBOVITSKAYA (KAZ)	Oregon	19 Jul
2.05	Inga BABAKOVA (UKR)	Tokyo (JPN)	15 Sep 95	1.96	Karmen BRUUS (EST)	Oregon	19 Jul
2.05	Tia HELLEBAUT (BEL)	National Stadium, Beijing (CHN)	23 Aug 08				
2.05	Chaunte LOWE (USA)	Warner Bros. Stadium, Des Moines, IA (USA)	26 Jun 10				



RESULTS

Pole Vault Women - Qualification

Automatic qualifying mark 4.65 (Q) or at least best 12 qualify to Final

RECORDS	RESULT	NAME	COUNTRY	AGE	VENUE	DATE
World Record WR	5.06	Yelena ISINBAYEVA	RUS	27	Letzigrund, Zürich (SUI)	28 Aug 2009
Championships Record CR	5.01	Yelena ISINBAYEVA	RUS	23	Olympiastadion, Helsinki (FIN)	12 Aug 2005
World Leading WL	4.82	Sandi MORRIS	USA	30	Hayward Field, Eugene, OR (USA)	24 Jun 2022
Area Record AR		National Record NR		Personal Best PB		Season Best SB

Group A

15 July 2022 17:27 START TIME 28° C 35 %
19:01 END TIME TEMPERATURE 28° C HUMIDITY 41 %

PLACE	BIB	NAME	COUNTRY	DATE of BIRTH	ORDER	RESULT	4.20	4.35	4.50	4.60	4.65				
1	660	Wilma MURTO	FIN	11 Jun 98	11	4.50 q	-	0	0						
1	1194	Katie NAGEOTTE	USA	13 Jun 91	9	4.50 q	-	-	0						
1	546	Huiqin XU	CHN	4 Sep 93	8	4.50 q	-	0	0						
4	995	Olivia MCTAGGART	NZL	9 Jan 00	1	4.50 q	-	0	XO						
5	670	Margot CHEVRIER	FRA	21 Dec 99	2	4.50 q	-	0	XXO						
6	534	Ling LI	CHN	6 Jul 89	5	4.35 q SB	0	0	XXX						
6	1069	Tina ŠUTEJ	SLO	7 Nov 88	3	4.35 q	-	0	XXX						
8	646	Saga ANDERSSON	FIN	30 Mar 00	6	4.35	0	XO	XXX						
8	1129	Maryna KYLYPKO	UKR	10 Nov 95	4	4.35	0	XO	XXX						
8	817	Elisa MOLINAROLO	ITA	29 Jan 94	13	4.35	0	XO	XXX						
8	514	Alysha NEWMAN	CAN	29 Jun 94	10	4.35	-	XO	XXX						
12	770	Eleni-Klaoudia POLAK	GRE	9 Sep 96	7	4.35	XO	XO	XXX						
13	769	Nikoleta KYRIAKOPOULOU	GRE	21 Mar 86	14	4.35	XO	XXO	XXX						
14	579	Amálie ŠVÁBÍKOVÁ	CZE	22 Nov 99	15	4.20	XO	XXX							
	686	Holly BRADSHAW	GBR	2 Nov 91	12	NM	-	-	r						



RESULTS
Pole Vault Women - Qualification

Group B

15 July 2022 17:25 START TIME 28° C 35 %
19:04 END TIME TEMPERATURE HUMIDITY
28° C 41 %

PLACE	BIB	NAME	COUNTRY	DATE of BIRTH	ORDER	RESULT	4.20	4.35	4.50	4.60	4.65						
1	669	Ninon CHAPELLE	FRA	15 Apr 95	1	4.50 q	-	0	0								
1	426	Nina KENNEDY	AUS	5 Apr 97	14	4.50 q	-	-	0								
1	1191	Sandi MORRIS	USA	8 Jul 92	2	4.50 q	-	-	0								
1	752	Jacqueline OTCHERE	GER	5 May 96	6	4.50 q SB	0	0	0								
1	772	Aikaterini STEFANIDI	GRE	4 Feb 90	9	4.50 q	-	-	0								
6	513	Anicka NEWELL	CAN	5 Aug 93	11	4.50 q SB	0	0	XX0								
7	1182	Gabriela LEON	USA	17 Jun 99	7	4.35 q	0	0	XXX								
7	1089	Angelica MOSER	SUI	9 Oct 97	8	4.35 q	-	0	XXX								
9	803	Roberta BRUNI	ITA	8 Mar 94	5	4.35	-	X0	XXX								
9	1096	Lisa GUNNARSSON	SWE	20 Aug 99	10	4.35	0	X0	XXX								
11	1126	Yana HLADIYCHUK	UKR	21 May 93	12	4.35	0	XX0	XXX								
12	687	Molly CAUDERY	GBR	17 Mar 00	13	4.20	0	XXX									
13	656	Elina LAMPELA	FIN	18 Feb 98	3	4.20	X0	XXX									
13	543	Chunge NIU	CHN	14 Feb 00	15	4.20	X0	XXX									
	988	Imogen AYRIS	NZL	12 Dec 00	4	NM	XXX										

ALL-TIME OUTDOOR TOP LIST				2022 OUTDOOR TOP LIST			
RESULT	NAME	VENUE	DATE	RESULT	NAME	VENUE	2022
5.06	Yelena ISINBAYEVA (RUS)	Letzigrund, Zürich (SUI)	28 Aug 09	4.82	Sandi MORRIS (USA)	Hayward Field, Eugene, OR (USA)	24 Jun
5.01	Anzhelika SIDOROVA (ANA)	Letzigrund, Zürich (SUI)	9 Sep 21	4.75	Emily GROVE (USA)	CVEATC, Chula Vista, CA (USA)	11 Jun
5.00	Sandi MORRIS (USA)	Boudewijnstadion, Bruxelles (BEL)	9 Sep 16	4.72	Tina ŠUTEJ (SLO)	Stadion "Ob jezeru", Velenje (SLO)	25 Jun
4.95	Katie NAGEOTTE (USA)	Hayward Field, Eugene, OR (USA)	26 Jun 21	4.71	Olivia GRUVER (USA)	Fresno, CA (USA)	30 Apr
4.94	Eliza MCCARTNEY (NZL)	Jockgrim (GER)	17 Jul 18	4.71	Roberta BRUNI (ITA)	Barletta (ITA)	18 Jun
4.93	Jennifer SUHR (USA)	Austin, TX (USA)	14 Apr 18	4.70	Nina KENNEDY (AUS)	WA Sports Centre, Perth (AUS)	28 Jan
4.91	Yarisley SILVA (CUB)	Beckum (GER)	2 Aug 15	4.70	Bridget WILLIAMS (USA)	ike A. Myers Stadium, Austin, TX (USA)	26 Mar
4.91	Aikaterini STEFANIDI (GRE)	mpic Stadium, London (GBR)	6 Aug 17	4.70	Alysha NEWMAN (CAN)	Alumni Stadium, Guelph (CAN)	8 Jun
4.90	Holly BRADSHAW (GBR)	Regional Arena, Manchester (GB)	26 Jun 21	4.70	Lene Onsrud RETZIUS (NOR)	ortif Bout-du-Monde, Genève (SU)	11 Jun
4.88	Svetlana FEOFANOVA (RUS)	Herakleion (GRE)	4 Jul 04	4.70	Marqot CHEVRIER (FRA)	Salon-de-Provence (FRA)	12 Jun
				4.70	Polina KNOROZ (ANA)	Stadium Desna, Bryansk (RUS)	1 Jul



RESULTS

Pole Vault Women - Final



RECORDS	RESULT	NAME	COUNTRY	AGE	VENUE	DATE
World Record WR	5.06	Yelena ISINBAYEVA	RUS	27	Letzigrund, Zürich (SUI)	28 Aug 2009
Championships Record CR	5.01	Yelena ISINBAYEVA	RUS	23	Olympiastadion, Helsinki (FIN)	12 Aug 2005
World Leading WL	4.85	Katie NAGEOTTE	USA	31	Oregon	17 Jul 2022
World Leading WL	4.85	Sandi MORRIS	USA	30	Oregon	17 Jul 2022
Area Record AR	National Record NR	Personal Best PB	Season Best SB			

17 July 2022 17:10 START TIME 25° C 44 %
 TEMPERATURE HUMIDITY
 19:28 END TIME 25° C 44 %

PLACE	BIB	NAME	COUNTRY	DATE of BIRTH	ORDER	RESULT	4.30	4.45	4.60	4.70	4.80	4.85	4.90			
1	1194	Katie NAGEOTTE	USA	13 Jun 91	1	4.85 WL	-	0	0	XO	XO	0	XXX			
2	1191	Sandi MORRIS	USA	8 Jul 92	6	4.85 WL	-	0	0	0	0	XO	XXX			
3	426	Nina KENNEDY	AUS	5 Apr 97	5	4.80 SB	-	XXO	0	0	0	XX-	X			
4	1069	Tina ŠUTEJ	SLO	7 Nov 88	13	4.70	0	0	XXO	0	XXX					
5	772	Aikaterini STEFANIDI	GRE	4 Feb 90	10	4.70 SB	-	0	0	XXO	X-	XX				
6	534	Ling LI	CHN	6 Jul 89	8	4.60 SB	0	0	0	XXX						
6	660	Wilma MURTO	FIN	11 Jun 98	7	4.60 SB	0	0	0	XXX						
8	1089	Angelica MOSER	SUI	9 Oct 97	2	4.60	0	XXO	0	XXX						
9	513	Anicka NEWELL	CAN	5 Aug 93	14	4.45	0	0	XXX							
10	752	Jacqueline OTCHERE	GER	5 May 96	9	4.45	XO	0	XXX							
11	669	Ninon CHAPELLE	FRA	15 Apr 95	15	4.45	0	XO	XXX							
12	1182	Gabriela LEON	USA	17 Jun 99	4	4.30	0	XXX								
13	546	Huiqin XU	CHN	4 Sep 93	3	4.30	XO	XXX								
	670	Margot CHEVRIER	FRA	21 Dec 99	12	NM	-	XXX								
	995	Olivia MCTAGGART	NZL	9 Jan 00	11	NM	XXX									



RESULTS

Pole Vault Women - Final

ALL-TIME OUTDOOR TOP LIST				2022 OUTDOOR TOP LIST			
RESULT	NAME	VENUE	DATE	RESULT	NAME	VENUE	2022
5.06	Yelena ISINBAYEVA (RUS)	Letzigrund, Zürich (SUI)	28 Aug 09	4.85	Katie NAGEOTTE (USA)	Oregon	17 Jul
5.01	Anzhelika SIDOROVA (ANA)	Letzigrund, Zürich (SUI)	9 Sep 21	4.85	Sandi MORRIS (USA)	Oregon	17 Jul
5.00	Sandi MORRIS (USA)	Boudewijnstadion, Bruxelles (BEL)	9 Sep 16	4.80	Nina KENNEDY (AUS)	Oregon	17 Jul
4.95	Katie NAGEOTTE (USA)	Hayward Field, Eugene, OR (USA)	26 Jun 21	4.75	Emily GROVE (USA)	CVEATC, Chula Vista, CA (USA)	11 Jun
4.94	Eliza MCCARTNEY (NZL)	Jockgrim (GER)	17 Jul 18	4.72	Tina ŠUTEJ (SLO)	Stadion "Ob jezeru", Velenje (SLO)	25 Jun
4.93	Jennifer SUHR (USA)	Austin, TX (USA)	14 Apr 18	4.71	Olivia GRUVER (USA)	Fresno, CA (USA)	30 Apr
4.91	Yarisley SILVA (CUB)	Beckum (GER)	2 Aug 15	4.71	Roberta BRUNI (ITA)	Barletta (ITA)	18 Jun
4.91	Aikaterini STEFANIDI (GRE)	mpic Stadium, London (GBR)	6 Aug 17	4.70	Bridget WILLIAMS (USA)	ike A. Myers Stadium, Austin, TX (USA)	26 Mar
4.90	Holly BRADSHAW (GBR)	Regional Arena, Manchester (GB)	26 Jun 21	4.70	Alysha NEWMAN (CAN)	Alumni Stadium, Guelph (CAN)	8 Jun
4.88	Svetlana FEOFANOVA (RUS)	Herakleion (GRE)	4 Jul 04	4.70	Lene Onsrud RETZIUS (NOR)	ortif Bout-du-Monde, Genève (SU)	11 Jun
				4.70	Margot CHEVRIER (FRA)	Salon-de-Provence (FRA)	12 Jun
				4.70	Polina KNOROZ (ANA)	Stadium Desna, Bryansk (RUS)	1 Jul
				4.70	Aikaterini STEFANIDI (GRE)	Oregon	17 Jul



RESULTS

Long Jump Women - Qualification

Automatic qualifying mark 6.75 (Q) or at least best 12 qualify to Final

BIB 1190 YELLOW CARD ADDED

RECORDS	RESULT	NAME	COUNTRY	AGE	VENUE	DATE
World Record WR	7.52	Galina ČISŤJAKOVÁ	URS	26	Leningrad (URS)	11 Jun 1988
Championships Record CR	7.36	Jackie JOYNER-KERSEE	USA	25	Stadio Olimpico, Roma (ITA)	4 Sep 1987
World Leading WL	7.13	Brooke BUSCHKUEHL	AUS	29	CVEATC, Chula Vista, CA (USA)	9 Jul 2022
Area Record AR		National Record NR		Personal Best PB		Season Best SB

Group A

23 July 2022 12:00 START TIME
 END TIME
 22° C TEMPERATURE
 48 % HUMIDITY
 22° C
 62 %

PLACE	BIB	NAME	COUNTRY	DATE of BIRTH	ORDER	RESULT	1	2	3
1	1146	Quanesha BURKS	USA	15 Mar 95	5	6.86 Q SB +1.9	6.57 +0.8	6.66 +1.1	6.86 +1.9
2	967	Ese BRUME	NGR	20 Jan 96	8	6.82 Q +1.8	6.49 -0.3	X +0.4	6.82 +1.8
3	1104	Khaddi SAGNIA	SWE	20 Apr 94	4	6.78 Q +1.4	6.78 +1.4		
4	410	Brooke BUSCHKUEHL	AUS	12 Jul 93	3	6.76 Q +0.5	6.76 +0.5		
5	719	Lorraine UGEN	GBR	22 Aug 91	14	6.68 q +1.7	6.32 +1.6	6.68 +1.7	-
6	1190 Y	Jasmine MOORE	USA	1 May 01	1	6.60 +1.5	6.60 +1.5	6.44 -0.7	6.36 +0.2
7	813	Larissa IAPICHINO	ITA	18 Jul 02	6	6.60 -0.4	X -0.1	X +1.7	6.60 -0.4
8	1036	Evelise VEIGA	POR	3 Mar 96	9	6.54 +0.3	6.54 +0.3	6.41 +1.8	X -0.5
9	613	Fátima DIAME	ESP	22 Sep 96	2	6.54 +1.5	6.54 +1.5	X +0.3	X +0.3
10	478	Eliane MARTINS	BRA	26 May 86	13	6.33 +0.7	6.06 +0.4	X +1.8	6.33 +0.7
11	847	Chanice PORTER	JAM	25 May 94	12	6.29 -0.4	X +1.2	6.29 -0.4	X +2.2
12	733	Merle HOMEIER	GER	27 Aug 99	7	6.09 -1.4	6.09 -1.4	X +1.5	X -1.1
13	944	Claire AZZOPARDI	MLT	29 Sep 99	10	5.79 +0.9	5.74 +0.2	5.79 +0.9	5.68 -0.1
	1072	Milica GARDAŠEVIĆ	SRB	28 Sep 98	11	NM	X +1.7	X +2.4	X +1.3

NOTE **Y** BIB 1190 (Jasmine MOORE) - CR18.5 - Unsporting manner / improper conduct

RESULTS
Long Jump Women - Qualification
BIB 1190 YELLOW CARD ADDED
Group B
23 July 2022 12:01 START TIME 22° C 48 %
 TEMPERATURE HUMIDITY
 12:44 END TIME 21° C 63 %

PLACE	BIB	NAME	COUNTRY	DATE of BIRTH	ORDER	RESULT	1	2	3
1	751	Malaika MIHAMBO	GER	3 Feb 94	3	6.84 Q +0.7	6.84 +0.7		
2	1123	Maryna BEKH-ROMANCHUK	UKR	18 Jul 95	2	6.81 Q +1.4	6.81 +1.4		
3	1161	Tiffany FLYNN	USA	2 Sep 95	13	6.73 q +1.6	6.73 +1.6	6.47 0.0	X +3.1
4	977	Ruth USORO	NGR	8 Oct 97	1	6.69 q +4.7	X +0.6	6.25 +1.9	6.69 w +4.7
5	715	Jazmin SAWYERS	GBR	21 May 94	9	6.68 q SB +0.3	X +2.0	6.48 w +2.2	6.68 +0.3
6	1073	Ivana VULETA	SRB	10 May 90	11	6.65 q +1.5	X +0.6	X +3.0	6.65 +1.5
7	481	Leticia ORO MELO	BRA	5 Oct 97	14	6.64 q PB +1.5	X +0.1	X +2.2	6.64 +1.5
8	512	Christabel NETTEY	CAN	2 Jun 91	12	6.50 +1.8	6.47 +2.0	6.45 +1.4	6.50 +1.8
9	765	Deborah ACQUAH	GHA	23 May 96	7	6.46 +0.8	X +0.3	X +2.3	6.46 +0.8
10	1110	Tyra GITTENS	TTO	6 Jun 98	6	6.44 +1.1	6.22 +1.2	6.44 +1.1	X -1.9
11	869	Sumire HATA	JPN	4 May 96	8	6.39 +0.4	X +0.1	6.39 +0.4	6.38 +1.6
12	416	Samantha DALE	AUS	30 Jun 01	4	6.04 -0.9	X +2.6	6.04 -0.9	X +2.1
	572	Filippa FOTOPOULOU	CYP	20 Dec 96	5	NM	X +2.1	X +0.1	X +1.7
	491	Marthe KOALA	BUR	8 Mar 94	10	DNS			

ALL-TIME OUTDOOR TOP LIST
2022 OUTDOOR TOP LIST

RESULT	NAME	VENUE	DATE	RESULT	NAME	VENUE	2022
7.52	Galina ČIŠŤJAKOVÁ (URS)	Leningrad (URS)	11 Jun 88	7.13	Brooke BUSCHKUEHL (AUS)	CVEATC, Chula Vista, CA (USA)	9 Jul
7.49	Jackie JOYNER-KERSEE (USA)	New York, NY (USA)	22 May 94	7.09	Malaika MIHAMBO (GER)	Alexander Stadium, Birmingham (GBR)	21 May
7.48	Heike DRECHSLER (GDR)	Neubrandenburg (GDR)	9 Jul 88	7.03	Tara DAVIS (USA)	CVEATC, Chula Vista, CA (USA)	9 Jul
7.43	Anișoara CUȘMIR-STANCIU (ROU)	Bucuresti (ROU)	4 Jun 83	6.97	Monae' NICHOLS (USA)	ry & Linda Fuller T&F Complex, Lubbock	14 May
7.42	Tatyana KOTOVA (RUS)	Parc des Sports, Annecy (FRA)	23 Jun 02	6.95	Khaddi SAGNIA (SWE)	Hayward Field, Eugene, OR (USA)	28 May
7.39	Yelena BELEVSKAYA (URS)	Bryansk (URS)	18 Jul 87	6.92	Ese BRUME (NGR)	Stadion Wankdorf, Bern (SUI)	14 Jun
7.37	Inessa KRAVETS (UKR)	Kyiv (UKR)	13 Jun 92	6.89	Deborah ACQUAH (GHA)	ishing Stadium, College Station, TX (US)	2 Apr
7.33	Tatyana LEBEDEVA (RUS)	Tula (RUS)	31 Jul 04	6.86	Maryna BEKH-ROMANCHUK (UKR)	n-Straße, Innsbruck (AUT)	11 Jun
7.31	Olena KHLOPOTNOVA (URS)	Almaty (KAZ)	12 Sep 85	6.86	Quanesha BURKS (USA)	Oregon	23 Jul
7.31	Marion JONES (USA)	Eugene, OR (USA)	31 May 98	6.82	Jasmine MOORE (USA)	J Bernie Moore Stadium, Baton Rouge, L	30 Apr
7.31	Brittney REESE (USA)	Hayward Field, Eugene, OR (USA)	2 Jul 16				

RESULTS

Long Jump Women - Final



RECORDS	RESULT	NAME	COUNTRY	AGE	VENUE	DATE
World Record WR	7.52	Galina ČIŠŤJAKOVÁ	URS	26	Leningrad (URS)	11 Jun 1988
Championships Record CR	7.36	Jackie JOYNER-KERSEE	USA	25	Stadio Olimpico, Roma (ITA)	4 Sep 1987
World Leading WL	7.13	Brooke BUSCHKUEHL	AUS	29	CVEATC, Chula Vista, CA (USA)	9 Jul 2022
Area Record AR		National Record NR		Personal Best PB		Season Best SB

24 July 2022 17:50 START TIME
23° C TEMPERATURE
63 % HUMIDITY
19:13 END TIME
31° C
41 %

PLACE	BIB	NAME	COUNTRY	DATE of BIRTH	ORDER	RESULT	1	2	3	ORD.	4	5	ORD.	6
1	751	Malaika MIHAMBO	GER	3 Feb 94	9	7.12 +1.0	X -0.2	X +0.6	6.98 +1.2	7	7.09 +0.4	X 0.0	8	7.12 +1.0
2	967	Ese BRUME	NGR	20 Jan 96	8	7.02 +1.1	6.61 +0.2	6.88 +1.1	7.02 +1.1	8	6.86 w +2.1	X +0.2	7	6.91 +0.3
3	481	Leticia ORO MELO	BRA	5 Oct 97	10	6.89 +1.1	6.89 +1.1	X +1.9	X +1.0	6	X +1.3	X +0.7	6	X +2.3
4	1146	Quanesha BURKS	USA	15 Mar 95	3	6.88 -0.2	6.46 +1.8	6.88 -0.2	6.50 +0.5	5	6.46 w +2.1	6.48 +0.8	5	6.45 +0.6
5	410	Brooke BUSCHKUEHL	AUS	12 Jul 93	4	6.87 +0.8	6.57 0.0	6.87 +0.8	X +1.8	4	X -1.6	6.77 +1.6	4	X +1.5
6	1104	Khaddi SAGNIA	SWE	20 Apr 94	12	6.87 +2.7	X +0.9	6.69 +2.0	4.56 +0.4	2	6.66 +0.7	6.87 w +2.7	3	X -0.4
7	1073	Ivana VULETA	SRB	10 May 90	11	6.84 +0.6	X +0.4	6.67 +1.4	X +0.7	1	6.84 w +2.1	6.84 +0.6	2	6.75 +0.4
8	1123	Maryna BEKH-ROMANCHUK	UKR	18 Jul 95	5	6.82 +0.4	6.79 +1.2	X +1.4	X +1.4	3	X +0.3	X +0.8	1	6.82 +0.4
9	715	Jazmin SAWYERS	GBR	21 May 94	1	6.62 +0.4	6.62 +0.4	6.50 +0.8	6.56 +0.8					
10	719	Lorraine UGEN	GBR	22 Aug 91	7	6.53 -0.5	X +0.4	6.53 -0.5	X +1.0					
11	977	Ruth USORO	NGR	8 Oct 97	6	6.52 +0.8	6.50 +0.5	6.52 +0.8	6.31 +1.1					
12	1161	Tiffany FLYNN	USA	2 Sep 95	2	6.48 +0.4	6.48 +0.4	X +0.5	X +1.2					

NAME	COUNTRY	ATTEMPT	MARK	OFFSET (cm)
Malaika MIHAMBO	GER	1	X	+3.1
		2	X	+1.8
		3	6.98	23.3
		4	7.09	10.5
		5	X	+6.8
		6	7.12	1.8
Ese BRUME	NGR	1	6.61	22.1
		2	6.88	9.8
		3	7.02	0.8
		4	6.86	10.1
		5	X	+1.2
		6	6.91	1.9
Leticia ORO MELO	BRA	1	6.89	0.5
		2	X	+8.9
		3	X	+4.5
		4	X	+7.3
		5	X	+9.0
		6	X	+1.4

RESULTS

Long Jump Women - Final

Quanesha BURKS	USA	1	6.46	17.3
		2	6.88	15.0
		3	6.50	14.2
		4	6.46	18.8
		5	6.48	13.0
		6	6.45	5.3
Brooke BUSCHKUEHL	AUS	1	6.57	2.8
		2	6.87	5.6
		3	X	+12.1
		4	X	+8.9
		5	6.77	4.9
		6	X	+10.9
Khaddi SAGNIA	SWE	1	X	+9.0
		2	6.69	10.6
		3	4.56	43.4
		4	6.66	11.2
		5	6.87	7.3
		6	X	+4.3
Ivana VULETA	SRB	1	X	+6.3
		2	6.67	25.9
		3	X	+0.2
		4	6.84	7.9
		5	6.84	9.9
		6	6.75	5.0
Maryna BEKH-ROMANCHUK	UKR	1	6.79	6.1
		2	X	+16.3
		3	X	+1.8
		4	X	+9.7
		5	X	+12.7
		6	6.82	1.2
Jazmin SAWYERS	GBR	1	6.62	6.1
		2	6.50	1.0
		3	6.56	2.3
Lorraine UGEN	GBR	1	X	+1.7
		2	6.53	5.8
		3	X	+8.4
Ruth USORO	NGR	1	6.50	4.4
		2	6.52	5.4
		3	6.31	22.6
Tiffany FLYNN	USA	1	6.48	12.4
		2	X	+16.7
		3	X	+8.0

ALL-TIME OUTDOOR TOP LIST				2022 OUTDOOR TOP LIST			
RESULT	NAME	VENUE	DATE	RESULT	NAME	VENUE	2022
7.52	Galina ČISŤJAKOVÁ (URS)	Leningrad (URS)	11 Jun 88	7.13	Brooke BUSCHKUEHL (AUS)	CVEATC, Chula Vista, CA (USA)	9 Jul
7.49	Jackie JOYNER-KERSEE (USA)	New York, NY (USA)	22 May 94	7.12	Malaiika MIHAMBO (GER)	Oregon	24 Jul
7.48	Heike DRECHSLER (GDR)	Neubrandenburg (GDR)	9 Jul 88	7.03	Tara DAVIS (USA)	CVEATC, Chula Vista, CA (USA)	9 Jul
7.43	Anișoara CUȘMIR-STANCIU (ROU)	Bucuresti (ROU)	4 Jun 83	7.02	Ese BRUME (NGR)	Oregon	24 Jul
7.42	Tatyana KOTOVA (RUS)	Parc des Sports, Annecy (FRA)	23 Jun 02	6.97	Monae' NICHOLS (USA)	ry & Linda Fuller T&F Complex, Lubbock (USA)	14 May
7.39	Yelena BELEVSKAYA (URS)	Bryansk (URS)	18 Jul 87	6.95	Khaddi SAGNIA (SWE)	Hayward Field, Eugene, OR (USA)	28 May
7.37	Inessa KRAVETS (UKR)	Kyiv (UKR)	13 Jun 92	6.89	Deborah ACQUAH (GHA)	ishing Stadium, College Station, TX (USA)	2 Apr
7.33	Tatyana LEBEDEVA (RUS)	Tula (RUS)	31 Jul 04	6.89	Leticia ORO MELO (BRA)	Oregon	24 Jul
7.31	Olena KHLOPOTNOVA (URS)	Almaty (KAZ)	12 Sep 85	6.88	Quanesha BURKS (USA)	Oregon	24 Jul
7.31	Marion JONES (USA)	Eugene, OR (USA)	31 May 98	6.86	Maryna BEKH-ROMANCHUK (UKR)	n-Straße, Innsbruck (AUT)	11 Jun
7.31	Brittney REESE (USA)	Hayward Field, Eugene, OR (USA)	2 Jul 16				

RESULTS

Triple Jump Women - Qualification

Automatic qualifying mark 14.40 (Q) or at least best 12 qualify to Final

RECORDS	RESULT	NAME	COUNTRY	AGE	VENUE	DATE
World Record WR	15.74	Yulimar ROJAS	VEN	27	Štark Arena, Beograd (SRB)	20 Mar 2022
Championships Record CR	15.50	Inessa KRAVETS	UKR	29	Ullevi Stadium, Göteborg (SWE)	10 Aug 1995
World Leading WL	14.83	Yulimar ROJAS	VEN	27	Estadi Olímpic Camilo Cano, La Nucia (ES)	11 Jun 2022
Area Record AR		National Record NR		Personal Best PB		Season Best SB

Group A
16 July 2022 10:29 START TIME 18° C 83 %
 TEMPERATURE HUMIDITY
 11:21 END TIME 19° C 79 %

PLACE	BIB	NAME	COUNTRY	DATE of BIRTH	ORDER	RESULT	1	2	3
1	1123	Maryna BEKH-ROMANCHUK	UKR	18 Jul 95	4	14.54 Q +0.7	14.54 +0.7		
2	659	Kristiina MÄKELÄ	FIN	20 Nov 92	7	14.48 Q PB +0.9	14.48 +0.9		
3	848	Shanieka RICKETTS	JAM	2 Feb 92	1	14.45 Q -0.1	14.45 -0.1		
4	589	Thea LAFOND	DMA	5 Apr 94	14	14.39 q +0.2	14.39 +0.2	-	-
5	1196	Keturah ORJI	USA	5 Mar 96	8	14.37 q +0.5	14.23 +0.2	13.62 0.0	14.37 +0.5
6	852	Ackelia SMITH	JAM	5 Feb 02	3	14.36 q PB +0.1	13.63 +0.8	13.75 -0.1	14.36 +0.1
7	1033	Patrícia MAMONA	POR	21 Nov 88	13	14.32 q +0.7	14.04 0.0	X +0.3	14.32 +0.7
8	567	Leyanis PÉREZ HERNÁNDEZ	CUB	10 Jan 02	12	14.30 q +0.7	14.23 +0.2	14.30 +0.7	14.17 +1.2
9	1190	Jasmine MOORE	USA	1 May 01	6	14.24 +0.8	13.86 +1.3	14.09 -0.4	14.24 +0.8
10	795	Hanna MINENKO	ISR	25 Sep 89	11	14.11 -0.3	X +0.4	14.11 -0.3	X -0.3
11	1065	Neja FILIPIČ	SLO	22 Apr 95	10	14.05 0.0	13.82 +0.5	X -0.4	14.05 0.0
12	977	Ruth USORO	NGR	8 Oct 97	2	13.93 +1.1	13.63 +1.1	13.58 +0.7	13.93 +1.1
13	804	Ottavia CESTONARO	ITA	12 Jan 95	9	13.63 +0.4	13.63 +0.4	X 0.0	13.60 +0.7
14	748	Jessie MADUKA	GER	23 Apr 96	5	13.30 +0.1	13.17 +1.0	13.30 +0.1	13.14 +0.2

RESULTS
Triple Jump Women - Qualification

Group B

16 July 2022 10:29 START TIME 18° C 83 %
11:31 END TIME TEMPERATURE 19° C HUMIDITY

PLACE	BIB	NAME	COUNTRY	DATE of BIRTH	ORDER	RESULT	1	2	3
1	1226	Yulimar ROJAS	VEN	21 Oct 95	1	14.72 Q +0.5	14.72 +0.5		
2	591	Ana Lucia JOSE TIMA	DOM	10 Oct 89	12	14.52 Q NR +0.5	14.18 +0.9	14.31 +0.2	14.52 +0.5
3	1163	Tori FRANKLIN	USA	7 Oct 92	9	14.36 q +0.5	X +0.5	14.36 +0.5	- +0.7
4	860	Kimberly WILLIAMS	JAM	3 Nov 88	7	14.27 q +1.2	14.27 +1.2	13.69 -0.5	14.27 -0.2
5	662	Senni SALMINEN	FIN	29 Jan 96	2	14.21 +0.4	14.05 +0.6	14.21 +0.4	14.13 0.0
6	568	Liadagmis POVEA	CUB	6 Feb 96	14	14.01 +0.5	14.01 +0.5	13.96 +0.7	13.99 -0.6
7	702	Naomi METZGER	GBR	18 Apr 98	8	13.97 +0.9	13.97 +0.9	13.78 +0.1	13.84 -0.2
8	571	Davistleydi VELAZCO	CUB	4 Sep 99	3	13.94 +0.2	X +0.3	13.66 -0.1	13.94 +0.2
9	727	Neele ECKHARDT-NOACK	GER	2 Jul 92	11	13.93 +1.2	13.93 +1.2	13.85 +0.5	13.87 +1.0
10	1114	Tuğba DANIŞMAZ	TUR	10 Sep 99	13	13.63 +0.9	13.34 +0.5	13.63 +0.9	11.42 -0.2
11	768	Spyridoula KARYDI	GRE	30 Jan 01	4	13.62 +0.4	13.55 +0.7	13.62 +0.4	13.28 +0.3
12	484	Gabriele SOUSA DOS SANTOS	BRA	23 Feb 95	10	13.62 +1.0	13.62 +1.0	X -0.2	X
13	439	Yekaterina SARIYEVA	AZE	18 Dec 95	6	13.46 +0.4	X +0.8	13.24 -0.1	13.46 +0.4
14	895	Mariya YEFREMOVA	KAZ	19 Oct 98	5	13.27 +0.5	X +1.3	13.27 +0.5	X +1.0

ALL-TIME OUTDOOR TOP LIST

RESULT	NAME	VENUE	DATE
15.67	Yulimar ROJAS (VEN)	National Stadium, Tokyo (JPN)	1 Aug 21
15.50	Inessa KRAVETS (UKR)	Ullevi Stadium, Göteborg (SWE)	10 Aug 95
15.39	Francoise MBANGO ETONE (CMR)	adium, Beijing (CHN)	17 Aug 08
15.34	Tatyana LEBEDEVA (RUS)	Herakleion (GRE)	4 Jul 04
15.32	Chrysopigi DEVETZI (GRE)	Olympic Stadium, Athina (GRE)	21 Aug 04
15.31	Caterine IBARGUEN (COL)	Stade Louis II, Monaco (MON)	18 Jul 14
15.29	Yamilé ALDAMA (CUB)	Stadio Olimpico, Roma (ITA)	11 Jul 03
15.28	Yargelis SAVIGNE (CUB)	mar Stadium Nagai, Osaka (JPN)	31 Aug 07
15.25	Olga RYPAKOVA (KAZ)	Poljud Stadion, Split (CRO)	4 Sep 10
15.20	Šárka KAŠPÁRKOVÁ (CZE)	Olympic Stadium, Athina (GRE)	4 Aug 97
15.20	Tereza MARINOVA (BUL)	Olympic Stadium, Sydney (AUS)	24 Sep 00

2022 OUTDOOR TOP LIST

RESULT	NAME	VENUE	2022
14.83	Yulimar ROJAS (VEN)	Estadi Olímpic Camilo Cano, La Nucia (ES)	11 Jun
14.79	Keturah ORJI (USA)	Hayward Field, Eugene, OR (USA)	25 Jun
14.59	Tori FRANKLIN (USA)	Hayward Field, Eugene, OR (USA)	25 Jun
14.58	Leyanis PÉREZ HERNÁNDEZ (CUB)	La Nucia (ESP)	22 May
14.54	Maryna BEKH-ROMANCHUK (UKR)	Oregon	16 Jul
14.53	Thea LAFOND (DMA)	Centro Sportivo Fontanassa, Savona (ITA)	18 May
14.52	Shanika RICKETTS (JAM)	reen keskusurheilukenttä, Kuortane	18 Jun
14.52	Ana Lucia JOSE TIMA (DOM)	Oregon	16 Jul
14.48	Neele ECKHARDT-NOACK (GER)	Vallehermoso, Madrid (ESP)	18 Jun
14.48	Kristiina MÄKELÄ (FIN)	Oregon	16 Jul



RESULTS

Triple Jump Women - Final



RECORDS	RESULT	NAME	COUNTRY	AGE	VENUE	DATE
World Record WR	15.74	Yulimar ROJAS	VEN	27	Štark Arena, Beograd (SRB)	20 Mar 2022
Championships Record CR	15.50	Inessa KRAVETS	UKR	29	Ullevi Stadium, Göteborg (SWE)	10 Aug 1995
World Leading WL	15.47	Yulimar ROJAS	VEN	27	Oregon	18 Jul 2022
Area Record AR		National Record NR			Personal Best PB	Season Best SB

18 July 2022 18:19 START TIME 26° C 43 %
TEMPERATURE HUMIDITY
19:44 END TIME 25° C 46 %

PLACE	BIB	NAME	COUNTRY	DATE of BIRTH	ORDER	RESULT	1	2	3	ORD.	4	5	ORD.	6
1	1226	Yulimar ROJAS	VEN	21 Oct 95	2	15.47 +1.9	14.60 +0.3	15.47 +1.9	15.24 +1.1	8	X +3.4	X +2.1	8	15.39 +0.5
2	848	Shanieka RICKETTS	JAM	2 Feb 92	8	14.89 +1.7	14.89 +1.7	14.86 +1.4	14.37 +0.8	7	14.40 -0.3	14.62 w +2.3	7	14.80 +0.3
3	1163	Tori FRANKLIN	USA	7 Oct 92	5	14.72 +1.8	14.53 w +2.9	14.45 +0.5	X 0.0	5	X +1.8	14.72 +1.8	6	X +0.4
4	567	Leyanis PÉREZ HERNÁNDEZ	CUB	10 Jan 02	11	14.70 +1.9	14.40 w +3.6	14.70 +1.9	14.39 +0.1	6	14.54 -0.1	14.58 +1.9	5	14.19 +1.0
5	589	Thea LAFOND	DMA	5 Apr 94	12	14.56 -0.3	X +3.9	13.18 +2.0	14.43 +0.7	3	14.26 -0.1	X +0.8	3	14.56 -0.3
6	1196	Keturah ORJI	USA	5 Mar 96	10	14.49 +2.4	13.47 +0.3	14.49 w +2.4	X +0.7	4	X +1.4	X +1.8	4	14.06 +1.5
7	860	Kimberly WILLIAMS	JAM	3 Nov 88	4	14.29 +0.1	X +0.4	14.29 +0.1	13.74 w +2.1	2	14.29 +0.3	13.99 +0.6	2	14.19 +1.3
8	1033	Patrícia MAMONA	POR	21 Nov 88	9	14.29 +2.1	14.25 -0.2	X +1.9	14.19 +1.9	1	X +3.3	14.29 w +2.1	1	14.00 +2.0
9	659	Kristiina MÄKELÄ	FIN	20 Nov 92	7	14.18 -0.9	14.18 -0.9	14.15 -0.6	14.10 +1.3					
10	591	Ana Lucia JOSE TIMA	DOM	10 Oct 89	3	14.13 +1.7	14.13 +1.7	14.12 w +2.3	13.87 +0.4					
11	1123	Maryna BEKH-ROMANCHUK	UKR	18 Jul 95	6	13.91 +1.2	X +3.2	12.70 +0.1	13.91 +1.2					
12	852	Ackelia SMITH	JAM	5 Feb 02	1	13.90 +1.7	13.01 +1.6	X +0.5	13.90 +1.7					

NAME	COUNTRY	ATTEMPT	MARK	OFFSET (cm)
Yulimar ROJAS	VEN	1	14.60	20.5
		2	15.47	10.2
		3	15.24	10.3
		4	X	+12.2
		5	X	+17.9
		6	15.39	34.6
Shanieka RICKETTS	JAM	1	14.89	8.0
		2	14.86	11.5
		3	14.37	1.1
		4	14.40	9.1
		5	14.62	9.5
		6	14.80	0.4
Tori FRANKLIN	USA	1	14.53	17.3
		2	14.45	18.0
		3	X	+4.1
		4	X	+7.9
		5	14.72	26.1
		6	X	+4.2



RESULTS
Triple Jump Women - Final

Leyanis PÉREZ HERNÁNDEZ	CUB	1	14.40	0.6
		2	14.70	11.7
		3	14.39	4.0
		4	14.54	0.3
		5	14.58	5.7
		6	14.19	9.5
Thea LAFOND	DMA	1	X	+9.2
		2	13.18	9.4
		3	14.43	2.2
		4	14.26	30.5
		5	X	+
		6	14.56	10.0
Keturah ORJI	USA	1	13.47	5.1
		2	14.49	5.6
		3	X	+7.1
		4	X	+6.1
		5	X	+6.0
		6	14.06	6.4
Kimberly WILLIAMS	JAM	1	X	+3.0
		2	14.29	26.7
		3	13.74	28.9
		4	14.29	22.8
		5	13.99	9.0
		6	14.19	13.6
Patrícia MAMONA	POR	1	14.25	14.6
		2	X	+8.9
		3	14.19	6.3
		4	X	+0.4
		5	14.29	0.9
		6	14.00	24.2
Kristiina MÄKELÄ	FIN	1	14.18	15.6
		2	14.15	6.9
		3	14.10	18.1
Ana Lucia JOSE TIMA	DOM	1	14.13	18.0
		2	14.12	8.7
		3	13.87	9.7
Maryna BEKH-ROMANCHUK	UKR	1	X	+1.1
		2	12.70	21.6
		3	13.91	3.8
Ackelia SMITH	JAM	1	13.01	23.4
		2	X	+
		3	13.90	35.2

ALL-TIME OUTDOOR TOP LIST				2022 OUTDOOR TOP LIST			
RESULT	NAME	VENUE	DATE	RESULT	NAME	VENUE	2022
15.67	Yulimar ROJAS (VEN)	National Stadium, Tokyo (JPN)	1 Aug 21	15.47	Yulimar ROJAS (VEN)	Oregon	18 Jul
15.50	Inessa KRAVETS (UKR)	Ullevi Stadium, Göteborg (SWE)	10 Aug 95	14.89	Shanika RICKETTS (JAM)	Oregon	18 Jul
15.39	Francoise MBANGO ETONE (CMR)	adium, Beijing (CHN)	17 Aug 08	14.79	Keturah ORJI (USA)	Hayward Field, Eugene, OR (USA)	25 Jun
15.34	Tatyana LEBEDEVA (RUS)	Herakleion (GRE)	4 Jul 04	14.72	Tori FRANKLIN (USA)	Oregon	18 Jul
15.32	Chrysopiqi DEVETZI (GRE)	Olympic Stadium, Athina (GRE)	21 Aug 04	14.70	Leyanis PÉREZ HERNÁNDEZ (CUB)	Oregon	18 Jul
15.31	Caterine IBARGUEN (COL)	Stade Louis II, Monaco (MON)	18 Jul 14	14.56	Thea LAFOND (DMA)	Oregon	18 Jul
15.29	Yamilé ALDAMA (CUB)	Stadio Olimpico, Roma (ITA)	11 Jul 03	14.54	Maryna BEKH-ROMANCHUK (UKR)	Oregon	16 Jul
15.28	Yarqelis SAVIGNE (CUB)	nar Stadium Nagai, Osaka (JPN)	31 Aug 07	14.52	Ana Lucia JOSE TIMA (DOM)	Oregon	16 Jul
15.25	Olga RYPAKOVA (KAZ)	Poljud Stadion, Split (CRO)	4 Sep 10	14.48	Neele ECKHARDT-NOACK (GER)	Vallehermoso, Madrid (ESP)	18 Jun
15.20	Šárka KAŠPÁRKOVÁ (CZE)	Olympic Stadium, Athina (GRE)	4 Aug 97	14.48	Kristiina MÄKELÄ (FIN)	Oregon	16 Jul
15.20	Tereza MARINOVA (BUL)	Olympic Stadium, Sydney (AUS)	24 Sep 00				

RESULTS



Shot Put Women - Qualification

Automatic qualifying mark 18.90 (Q) or at least best 12 qualify to Final

RECORDS	RESULT	NAME	COUNTRY	AGE	VENUE	DATE
World Record WR	22.63	Natalia LISOVSKAYA	URS	25	Moskva (URS)	7 Jun 1987
Championships Record CR	21.24	Natalia LISOVSKAYA	URS	25	Stadio Olimpico, Roma (ITA)	5 Sep 1987
Championships Record CR	21.24	Valerie ADAMS	NZL	27	DS, Daegu (KOR)	29 Aug 2011
World Leading WL	20.51	Chase EALEY	USA	28	Hayward Field, Eugene, OR (USA)	26 Jun 2022
Area Record AR		National Record NR		Personal Best PB		Season Best SB

Group A

15 July 2022 05:04 START TIME 28° C TEMPERATURE 35 % HUMIDITY
05:46 END TIME 28° C 41 %

PLACE	BIB	NAME	COUNTRY	DATE of BIRTH	ORDER	RESULT	1	2	3
1	1030	Auriol DONGMO	POR	3 Aug 90	14	19.38 Q	19.38		
2	544	Jiayuan SONG	CHN	15 Sep 97	12	19.08 Q	18.33	19.08	
3	998	Maddison-Lee WESCHE	NZL	13 Jun 99	9	18.96 Q	18.64	18.60	18.96
4	1159	Maggie EWEN	USA	23 Sep 94	2	18.96 Q	17.14	17.58	18.96
5	1103	Fanny ROOS	SWE	2 Jan 95	7	18.72 q	18.53	18.72	18.41
6	1141	Adelaide AQUILLA	USA	3 Mar 99	10	18.33	X	18.18	18.33
7	756	Julia RITTER	GER	13 May 98	1	18.22	18.22	X	X
8	963	Jorinde VAN KLINKEN	NED	2 Feb 00	11	18.19	18.02	18.19	X
9	833	Lloydricia CAMERON	JAM	8 Apr 96	4	17.65	17.65	X	X
10	549	Linru ZHANG	CHN	23 Sep 99	5	17.54	16.73	X	17.54
11	953	Benthe KÖNIG	NED	7 Apr 98	3	17.51	17.30	17.25	17.51
12	718	Amelia STRICKLER	GBR	24 Jan 94	13	17.40	16.16	16.31	17.40
13	932	Dimitriana BEZEDE	MDA	12 Apr 94	6	16.99	X	16.99	X
14	466	Livia AVANCINI	BRA	8 May 92	8	16.13	15.87	16.01	16.13

Group B

15 July 2022 17:04 START TIME 28° C TEMPERATURE 35 % HUMIDITY
17:43 END TIME 28° C 35 %

PLACE	BIB	NAME	COUNTRY	DATE of BIRTH	ORDER	RESULT	1	2	3
1	531	Lijiao GONG	CHN	24 Jan 89	6	19.51 Q SB	18.74	19.51	
2	511	Sarah MITTON	CAN	20 Jun 96	8	19.38 Q	18.16	19.38	
3	959	Jessica SCHILDER	NED	19 Mar 99	13	19.16 Q	19.16		
4	854	Danniel THOMAS-DODD	JAM	11 Nov 92	9	19.09 Q	19.09		
5	1220	Jessica WOODARD	USA	4 Feb 95	10	19.08 Q	17.80	17.74	19.08
6	1156	Chase EALEY	USA	20 Jul 94	7	18.96 Q	18.96		
7	1098	Axelina JOHANSSON	SWE	20 Apr 00	1	18.57 q PB	17.47	18.57	18.50
8	749	Katharina MAISCH	GER	12 Jun 97	4	18.57	17.84	X	18.57
9	1031	Jessica INCHUDE	POR	25 Mar 96	12	18.01	17.39	17.65	18.01
10	625	María Belén TOIMIL	ESP	5 May 94	5	17.48	X	16.75	17.48
11	701	Sophie MCKINNA	GBR	31 Aug 94	14	17.21	17.21	16.77	17.13
12	1111	Portious WARREN	TTO	2 Mar 96	2	16.65	X	X	16.65
13	483	Ana Caroline SILVA	BRA	12 Feb 99	15	16.58	X	16.58	X
14	526	Ivana Xennia GALLARDO	CHI	20 Jul 93	11	16.20	15.64	16.20	15.36
15	1057	Ischke SENEKAL	RSA	8 Jan 93	3	15.40	X	X	15.40



RESULTS

Shot Put Women - Qualification

ALL-TIME OUTDOOR TOP LIST				2022 OUTDOOR TOP LIST			
RESULT	NAME	VENUE	DATE	RESULT	NAME	VENUE	2022
22.63	Natalia LISOVSKAYA (URS)	Moskva (URS)	7 Jun 87	20.51	Chase EALEY (USA)	Hayward Field, Eugene, OR (USA)	26 Jun
22.45	Ilona SLUPIANEK (GDR)	Potsdam (GDR)	11 May 80	20.38	Jiayuan SONG (CHN)	Shanghai (CHN)	16 Jun
22.32	Helena FIBINGEROVÁ (TCH)	Nitra (TCH)	20 Aug 77	20.33	Sarah MITTON (CAN)	McLeod Stadium, Langley (CAN)	25 Jun
22.19	Claudia LOSCH (FRG)	Hainfeld (AUT)	23 Aug 87	19.68	Auriol DONGMO (POR)	Centro Nacional de Lançamentos, Leiria (POR)	12 Mar
21.89	Ivanka KHRISTOVA (BUL)	Belmeken (BUL)	4 Jul 76	19.68	Jessica SCHILDER (NED)	Sportpark Orderbos, Apeldoorn (NED)	26 Jun
21.86	Marianne ADAM (GDR)	Leipzig (GER)	23 Jun 79	19.64	Adelaide AQUILLA (USA)	Hayward Field, Eugene, OR (USA)	9 Jun
21.76	Meisu LI (CHN)	Shijiazhuang (CHN)	23 Apr 88	19.53	Danniel THOMAS-DODD (JAM)	Roy P. Drachman Stadium, Eugene, OR (USA)	21 May
21.73	Natalya AKHRIMENKO (URS)	Leselidze (URS)	21 May 88	19.51	Lijiao GONG (CHN)	Oregon	15 Jul
21.69	Vita PAVLYSH (UKR)	Népstadion, Budapest (HUN)	20 Aug 98	19.40	Jessica WOODARD (USA)	Hayward Field, Eugene, OR (USA)	26 Jun
21.66	Xinmei SUI (CHN)	Beijing (CHN)	9 Jun 90	19.38	Jessica RAMSEY (USA)	Roy P. Drachman Stadium, Eugene, OR (USA)	21 May

RESULTS

Shot Put Women - Final



RECORDS	RESULT	NAME	COUNTRY	AGE	VENUE	DATE
World Record WR	22.63	Natalia LISOVSKAYA	URS	25	Moskva (URS)	7 Jun 1987
Championships Record CR	21.24	Natalia LISOVSKAYA	URS	25	Stadio Olimpico, Roma (ITA)	5 Sep 1987
Championships Record CR	21.24	Valerie ADAMS	NZL	27	DS, Daegu (KOR)	29 Aug 2011
World Leading WL	20.51	Chase EALEY	USA	28	Hayward Field, Eugene, OR (USA)	26 Jun 2022
Area Record AR	National Record NR		Personal Best PB		Season Best SB	

16 July 2022 06:25 START TIME 23° C TEMPERATURE 66 % HUMIDITY
07:35 END TIME 23° C 66 %

PLACE	BIB	NAME	COUNTRY	DATE of BIRTH	ORDER	RESULT	1	2	3	ORD.	4	5	ORD.	6
1	1156	Chase EALEY	USA	20 Jul 94	1	20.49	20.49	19.82	X	8	20.07	19.65	8	X
2	531	Lijiao GONG	CHN	24 Jan 89	5	20.39 SB	19.58	19.84	20.23	7	20.08	20.39	7	19.89
3	959	Jessica SCHILDER	NED	19 Mar 99	8	19.77 NR	X	19.77	X	6	19.53	19.77	6	X
4	511	Sarah MITTON	CAN	20 Jun 96	9	19.77	18.78	19.18	19.04	3	X	19.06	3	19.77
5	1030	Auriol DONGMO	POR	3 Aug 90	7	19.62	19.44	19.62	19.38	5	X	19.39	5	19.54
6	544	Jiayuan SONG	CHN	15 Sep 97	10	19.57	19.21	19.06	X	4	19.49	19.57	4	X
7	998	Maddison-Lee WESCHE	NZL	13 Jun 99	3	19.50 PB	18.32	19.09	18.56	2	18.81	18.36	2	19.50
8	1220	Jessica WOODARD	USA	4 Feb 95	12	18.67	X	X	18.67	1	X	18.63	1	X
9	1159	Maggie EWEN	USA	23 Sep 94	4	18.64	18.08	18.26	18.64					
10	854	Danniel THOMAS-DODD	JAM	11 Nov 92	2	18.29	X	18.29	X					
11	1103	Fanny ROOS	SWE	2 Jan 95	11	18.27	18.27	18.22	X					
12	1098	Axelina JOHANSSON	SWE	20 Apr 00	6	17.60	17.21	17.60	17.25					

ALL-TIME OUTDOOR TOP LIST

RESULT	NAME	VENUE	DATE
22.63	Natalia LISOVSKAYA (URS)	Moskva (URS)	7 Jun 87
22.45	Ilona SLUPIANEK (GDR)	Potsdam (GDR)	11 May 80
22.32	Helena FIBINGEROVÁ (TCH)	Nitra (TCH)	20 Aug 77
22.19	Claudia LOSCH (FRG)	Hainfeld (AUT)	23 Aug 87
21.89	Ivanka KHRISTOVA (BUL)	Belmeken (BUL)	4 Jul 76
21.86	Marianne ADAM (GDR)	Leipzig (GER)	23 Jun 79
21.76	Meisu LI (CHN)	Shijiazhuang (CHN)	23 Apr 88
21.73	Natalya AKHRIMENKO (URS)	Leselidze (URS)	21 May 88
21.69	Vita PAVLYSH (UKR)	Népstadion, Budapest (HUN)	20 Aug 98
21.66	Xinmei SUI (CHN)	Beijing (CHN)	9 Jun 90

2022 OUTDOOR TOP LIST

RESULT	NAME	VENUE	2022
20.51	Chase EALEY (USA)	Hayward Field, Eugene, OR (USA)	26 Jun
20.39	Lijiao GONG (CHN)	Oregon	16 Jul
20.38	Jiayuan SONG (CHN)	Shanghai (CHN)	16 Jun
20.33	Sarah MITTON (CAN)	McLeod Stadium, Langley (CAN)	25 Jun
19.77	Jessica SCHILDER (NED)	Oregon	16 Jul
19.68	Auriol DONGMO (POR)	Centro Nacional de Lançamentos, Leiria (POR)	12 Mar
19.64	Adelaide AQUILLA (USA)	Hayward Field, Eugene, OR (USA)	9 Jun
19.53	Danniel THOMAS-DODD (JAM)	John Roy P. Drachman Stadium	21 May
19.50	Maddison-Lee WESCHE (NZL)	Oregon	16 Jul
19.40	Jessica WOODARD (USA)	Hayward Field, Eugene, OR (USA)	26 Jun



RESULTS

Discus Throw Women - Qualification

Automatic qualifying mark 64.00 (Q) or at least best 12 qualify to Final

RECORDS	RESULT	NAME	COUNTRY	AGE	VENUE	DATE
World Record WR	76.80	Gabriele REINSCH	GDR	25	Neubrandenburg (GDR)	9 Jul 1988
Championships Record CR	71.62	Martina HELLMANN	GDR	27	Stadio Olimpico, Roma (ITA)	31 Aug 1987
World Leading WL	71.46	Valarie ALLMAN	USA	27	Triton Stadium, San Diego, CA (USA)	8 Apr 2022
Area Record AR		National Record NR		Personal Best PB		Season Best SB

Group A

18 July 2022 17:10 START TIME 26° C TEMPERATURE 45% HUMIDITY
17:51 END TIME 26° C 44%

PLACE	BIB	NAME	COUNTRY	DATE of BIRTH	ORDER	RESULT	1	2	3
1	1139	Valarie ALLMAN	USA	23 Feb 95	7	68.36 Q	X	X	68.36
2	726	Shanice CRAFT	GER	15 May 93	5	64.55 Q	X		64.55
3	529	Bin FENG	CHN	3 Apr 94	15	64.01 Q	64.01		
4	1209	Laulauga TAUSAGA	USA	22 May 98	13	62.85 q	X	62.85	X
5	561	Marija TOLJ	CRO	29 Nov 99	12	61.46 q	61.46	X	X
6	1029	Liliana CÁ	POR	5 Nov 86	8	61.41 q	X	61.41	61.01
7	565	Silinda Oneisi MORALES	CUB	30 Aug 00	3	58.73	58.73	55.55	54.07
8	697	Jade LALLY	GBR	30 Mar 87	2	58.21	58.21	55.85	X
9	766	Chrysoula ANAGNOSTOPOULO	GRE	27 Aug 91	10	58.15	58.15	56.04	57.61
10	473	Andressa DE MORAIS	BRA	21 Dec 90	1	58.11	55.68	58.11	56.79
11	974	Chioma ONYEKWERE	NGR	28 Jun 94	9	57.87	X	57.87	X
12	927	Ieva ZARANKAITĖ	LTU	23 Nov 94	6	57.57	57.39	57.31	57.57
13	663	Salla SIPPONEN	FIN	13 Mar 95	11	57.16	X	57.16	56.01
14	819	Daisy OSAKUE	ITA	16 Jan 96	4	56.74	56.74	X	X
15	523	Trinity TUTTI	CAN	3 May 00	14	54.36	X	X	54.36

Group B

18 July 2022 18:35 START TIME 26° C TEMPERATURE 43% HUMIDITY
19:16 END TIME 26° C 43%

PLACE	BIB	NAME	COUNTRY	DATE of BIRTH	ORDER	RESULT	1	2	3
1	963	Jorinde VAN KLINKEN	NED	2 Feb 00	7	65.66 Q SB	62.15	X	65.66
2	566	Yaimé PÉREZ	CUB	29 May 91	13	65.32 Q SB	60.77	65.32	
3	762	Claudine VITA	GER	19 Sep 96	12	64.98 Q SB	62.13	64.98	
4	754	Kristin PUDENZ	GER	9 Feb 93	9	64.39 Q	63.55	64.39	
5	560	Sandra PERKOVIĆ	CRO	21 Jun 90	1	64.23 Q	64.23		
6	676	Melina ROBERT-MICHON	FRA	18 Jul 79	15	61.21 q	59.89	61.21	X
7	933	Alexandra EMILIANOV	MDA	19 Sep 99	3	60.67 SB	60.67	X	X
8	479	Fernanda MARTINS	BRA	26 Jul 88	6	60.08	58.18	60.08	58.43
9	470	Izabela DA SILVA	BRA	2 Aug 95	2	59.78	55.28	59.78	57.29
10	1162	Veronica FRALEY	USA	27 May 00	8	58.32	55.98	51.72	58.32
11	527	Karen GALLARDO	CHI	6 Mar 84	5	57.78	57.48	57.78	X
12	1035	Irina RODRIGUES	POR	5 Feb 91	4	57.69	56.79	54.89	57.69
13	1155	Rachel DINCOFF	USA	24 Dec 93	10	57.62	57.38	X	57.62
14	839	Samantha HALL	JAM	19 Apr 93	11	56.99	X	56.95	56.99
15	588	Lisa Brix PEDERSEN	DEN	16 Aug 96	14	56.54	X	54.60	56.54



WORLD ATHLETICS PARTNERS



RESULTS

Discus Throw Women - Qualification

ALL-TIME OUTDOOR TOP LIST				2022 OUTDOOR TOP LIST			
RESULT	NAME	VENUE	DATE	RESULT	NAME	VENUE	2022
76.80	Gabriele REINSCH (GDR)	Neubrandenburg (GDR)	9 Jul 88	71.46	Valarie ALLMAN (USA)	Triton Stadium, San Diego, CA (USA)	8 Apr
74.56	Zdeňka ŠILHAVÁ (TCH)	Nitra (TCH)	26 Aug 84	68.19	Sandra PERKOVIĆ (CRO)	Stade Charléty, Paris (FRA)	18 Jun
74.56	Ilke WYLUDDA (GDR)	Neubrandenburg (GDR)	23 Jul 89	67.10	Kristin PUDENZ (GER)	Olympiastadion, Berlin (GER)	25 Jun
74.08	Diana GANSKY (GDR)	Karl Marx Stadt (GDR)	20 Jun 87	66.00	Bin FENG (CHN)	Beijing Sport University, Beijing (CHN)	6 Apr
73.36	Irina MESZYNSKI (GDR)	Praha (TCH)	17 Aug 84	65.66	Jorinde VAN KLINKEN (NED)	Oregon	18 Jul
73.28	Galina SAVINKOVA (URS)	Donetsk (URS)	8 Sep 84	65.46	Rachel DINCOFF (USA)	illican Field at Throw Town, Ramona, OK	12 Jun
73.22	Tsvetanka KHRISTOVA (BUL)	Kazanlak (BUL)	19 Apr 87	65.32	Yaimé PÉREZ (CUB)	Oregon	18 Jul
73.10	Gisela BEYER (GDR)	Berlin (GDR)	20 Jul 84	65.10	Shanice CRAFT (GER)	Jahnstadion, Neubrandenburg (GER)	1 Jun
72.92	Martina HELLMANN (GDR)	Potsdam (GDR)	20 Aug 87	64.98	Claudine VITA (GER)	Oregon	18 Jul
72.14	Galina MURAŠOVA (URS)	Praha (TCH)	17 Aug 84	64.71	Marija TOLJ (CRO)	Stade Complexe Olympique, Oran (ALG)	30 Jun

RESULTS

Discus Throw Women - Final



RECORDS	RESULT	NAME	COUNTRY	AGE	VENUE	DATE
World Record WR	76.80	Gabriele REINSCH	GDR	25	Neubrandenburg (GDR)	9 Jul 1988
Championships Record CR	71.62	Martina HELLMANN	GDR	27	Stadio Olimpico, Roma (ITA)	31 Aug 1987
World Leading WL	71.46	Valarie ALLMAN	USA	27	Triton Stadium, San Diego, CA (USA)	8 Apr 2022
Area Record AR		National Record NR		Personal Best PB		Season Best SB

20 July 2022 18:33 START TIME 32° C 36 %
TEMPERATURE HUMIDITY
19:43 END TIME 30° C 49 %

PLACE	BIB	NAME	COUNTRY	DATE of BIRTH	ORDER	RESULT	1	2	3	ORD.	4	5	ORD.	6
1	529	Bin FENG	CHN	3 Apr 94	8	69.12 PB	69.12	X	66.89	8	65.88	65.60	8	64.62
2	560	Sandra PERKOVIĆ	CRO	21 Jun 90	6	68.45 SB	67.74	68.45	X	7	67.74	66.59	7	65.67
3	1139	Valarie ALLMAN	USA	23 Feb 95	5	68.30	67.62	66.47	68.30	6	68.05	X	6	51.41
4	963	Jorinde VAN KLINKEN	NED	2 Feb 00	11	64.97	X	62.41	64.00	4	60.68	64.97	4	X
5	762	Claudine VITA	GER	19 Sep 96	10	64.24	59.87	64.24	62.09	5	X	62.60	5	61.86
6	1029	Litiana CÁ	POR	5 Nov 86	9	63.99 SB	53.24	63.64	X	3	63.99	61.99	3	X
7	566	Yaimé PÉREZ	CUB	29 May 91	4	63.07	X	62.36	61.32	1	63.07	62.94	2	62.36
8	561	Marija TOLJ	CRO	29 Nov 99	12	63.07	X	63.07	62.35	2	61.70	60.61	1	61.82
9	726	Shanice CRAFT	GER	15 May 93	1	62.35	61.23	X	62.35					
10	676	Melina ROBERT-MICHON	FRA	18 Jul 79	3	60.36	53.46	60.36	59.98					
11	754	Kristin PUENZ	GER	9 Feb 93	7	59.97	X	59.97	X					
12	1209	Laulauga TAUSAGA	USA	22 May 98	2	56.47	56.47	55.93	X					

ALL-TIME OUTDOOR TOP LIST				2022 OUTDOOR TOP LIST			
RESULT	NAME	VENUE	DATE	RESULT	NAME	VENUE	2022
76.80	Gabriele REINSCH (GDR)	Neubrandenburg (GDR)	9 Jul 88	71.46	Valarie ALLMAN (USA)	Triton Stadium, San Diego, CA (USA)	8 Apr
74.56	Zdeňka ŠILHAVÁ (TCH)	Nitra (TCH)	26 Aug 84	69.12	Bin FENG (CHN)	Oregon	20 Jul
74.56	Ilke WYLUDDA (GDR)	Neubrandenburg (GDR)	23 Jul 89	68.45	Sandra PERKOVIĆ (CRO)	Oregon	20 Jul
74.08	Diana GANSKY (GDR)	Karl Marx Stadt (GDR)	20 Jun 87	67.10	Kristin PUENZ (GER)	Olympiastadion, Berlin (GER)	25 Jun
73.36	Irina MESZYNSKI (GDR)	Praha (TCH)	17 Aug 84	65.66	Jorinde VAN KLINKEN (NED)	Oregon	18 Jul
73.28	Galina SAVINKOVA (URS)	Donetsk (URS)	8 Sep 84	65.46	Rachel DINCOFF (USA)	illican Field at Throw Town, Ramona, OK	12 Jun
73.22	Tsvetanka KHRISTOVA (BUL)	Kazanlak (BUL)	19 Apr 87	65.32	Yaimé PÉREZ (CUB)	Oregon	18 Jul
73.10	Gisela BEYER (GDR)	Berlin (GDR)	20 Jul 84	65.10	Shanice CRAFT (GER)	Jahnstadion, Neubrandenburg (GER)	1 Jun
72.92	Martina HELLMANN (GDR)	Potsdam (GDR)	20 Aug 87	64.98	Claudine VITA (GER)	Oregon	18 Jul
72.14	Galina MURAŠOVA (URS)	Praha (TCH)	17 Aug 84	64.71	Marija TOLJ (CRO)	Stade Complexe Olympique, Oran (ALG)	30 Jun



RESULTS

Hammer Throw Women - Qualification

Automatic qualifying mark 73.50 (Q) or at least best 12 qualify to Final

RECORDS	RESULT	NAME	COUNTRY	AGE	VENUE	DATE
World Record WR	82.98	Anita WŁODARCZYK	POL	31	Stadion PGE Narodowy, Warszawa (POL)	28 Aug 2016
Championships Record CR	80.85	Anita WŁODARCZYK	POL	30	National Stadium, Beijing (CHN)	27 Aug 2015
World Leading WL	79.02	Brooke ANDERSEN	USA	27	Univ. of Arizona Roy P. Drachman Stadium	30 Apr 2022
Area Record AR		National Record NR		Personal Best PB		Season Best SB

Group A

 15 July 2022 12:01 START TIME 22° C TEMPERATURE 53 % HUMIDITY
 12:48 END TIME 24° C 44 %

PLACE	BIB	NAME	COUNTRY	DATE of BIRTH	ORDER	RESULT	1	2	3
1	1180	Janee' KASSANAVID	USA	19 Jan 95	10	74.46 Q	74.46		
2	664	Krista TERVO	FIN	15 Nov 97	13	73.83 Q	68.35	73.83	
3	517	Camryn ROGERS	CAN	7 Jun 99	6	73.67 Q	73.67		
4	540	Na LUO	CHN	8 Oct 93	8	71.36 q	68.80	71.36	71.01
5	440	Hanna SKYDAN	AZE	14 May 92	2	70.93 q	70.93	70.71	X
6	1095	Grete AHLBERG	SWE	29 May 98	14	70.87 q PB	69.28	68.20	70.87
7	991	Lauren BRUCE	NZL	23 Mar 97	5	70.86	X	68.92	70.86
8	533	Jiangyan LI	CHN	22 May 99	15	70.50	69.61	70.50	X
9	934	Zalina MARGHIEVA	MDA	5 Feb 88	12	69.73	X	68.78	69.73
10	424	Alexandra HULLEY	AUS	24 Jul 97	1	68.83	64.46	68.83	68.49
11	620	Laura REDONDO	ESP	3 Jul 88	3	68.67	67.82	68.67	68.04
12	724	Samantha BORUTTA	GER	7 Aug 00	4	67.48	67.48	67.30	66.91
13	972	Oyesade OLATOYE	NGR	25 Jan 97	9	64.82	62.53	X	64.82
14	985	Beatrice Nedberge LLANO	NOR	14 Dec 97	7	64.81	64.57	64.81	X
15	990	Nicole BRADLEY	NZL	23 Apr 92	11	62.88	X	62.88	X

Group B

 15 July 2022 13:29 START TIME 25° C TEMPERATURE 41 % HUMIDITY
 14:16 END TIME 26° C 39 %

PLACE	BIB	NAME	COUNTRY	DATE of BIRTH	ORDER	RESULT	1	2	3
1	1140	Brooke ANDERSEN	USA	23 Aug 95	10	74.37 Q	74.37		
2	1157	Annette Nneka ECHIKUNWOKE	USA	29 Jul 96	8	72.60 q	69.38	72.60	66.63
3	809	Sara FANTINI	ITA	16 Sep 97	15	72.38 q	69.20	71.76	72.38
4	654	Silja KOSONEN	FIN	16 Dec 02	9	72.15 q	70.68	72.15	71.92
5	1044	Bianca Florentina GHELBER	ROU	1 Jun 90	5	72.00 q	69.36	70.39	72.00
6	524	Jillian WEIR	CAN	9 Feb 93	13	72.00 q	69.04	72.00	X
7	1013	Malwina KOPRON	POL	16 Nov 94	2	70.50	68.46	X	70.50
8	997	Julia RATCLIFFE	NZL	14 Jul 93	4	69.96	64.53	X	69.96
9	585	Katrine Koch JACOBSEN	DEN	24 Jun 99	7	68.51	66.23	66.16	68.51
10	550	Jie ZHAO	CHN	13 Oct 02	1	68.18	65.89	X	68.18
11	1128	Iryna KLYMETS	UKR	4 Oct 94	14	68.12	68.12	X	67.72
12	653	Suvi KOSKINEN	FIN	24 Apr 97	12	67.98	66.30	67.98	65.96
13	457	Vanessa STERCKENDRIES	BEL	15 Sep 95	11	67.88	66.24	X	67.88
14	771	Stamatia SCARVELIS	GRE	17 Aug 95	6	67.20	67.20	66.56	64.39
15	476	Mariana Grasielly MARCELINO	BRA	16 Jul 92	3	64.72	62.53	64.72	61.53

RESULTS

Hammer Throw Women - Qualification

ALL-TIME OUTDOOR TOP LIST				2022 OUTDOOR TOP LIST			
RESULT	NAME	VENUE	DATE	RESULT	NAME	VENUE	2022
82.98	Anita WŁODARCZYK (POL)	E Narodowy, Warszawa (POL)	28 Aug 16	79.02	Brooke ANDERSEN (USA)	of Arizona Roy P. Drachman Stadium	30 Apr
80.31	DeAnna PRICE (USA)	Hayward Field, Eugene, OR (USA)	26 Jun 21	78.06	Anita WŁODARCZYK (POL)	nternational Sports Centre, Kasaran	7 May
79.42	Betty HEIDLER (GER)	Halle (GER)	21 May 11	78.00	Janee' KASSANAVOID (USA)	Arizona Roy P. Drachman Stadium	21 May
79.02	Brooke ANDERSEN (USA)	ona Roy P. Drachman Stadium	30 Apr 22	77.67	Camryn ROGERS (CAN)	Hayward Field, Eugene, OR (USA)	9 Jun
78.51	Tatyana BELOBORODOVA (RUS)	Cheboksary (RUS)	5 Jul 12	75.77	Sara FANTINI (ITA)	Estadio Vallehermoso, Madrid (ESP)	18 Jun
78.00	Janee' KASSANAVOID (USA)	a Roy P. Drachman Stadium	21 May 22	75.08	Malwina KOPRON (POL)	Stadion Slaski, Chorzów (POL)	5 Jun
77.78	Gwen BERRY (USA)	Stadion Slaski, Chorzów (POL)	8 Jun 18	74.78	Alyssa WILSON (USA)	Hayward Field, Eugene, OR (USA)	9 Jun
77.68	Zheng WANG (CHN)	Chengdu (CHN)	29 Mar 14	74.71	Anastasiya MASLOVA (BLR)	ogional Sport Complex, Brest (BLR)	16 Jun
77.67	Camryn ROGERS (CAN)	Hayward Field, Eugene, OR (USA)	9 Jun 22	74.47	Na LUO (CHN)	Huai'an (CHN)	23 May
77.33	Wenxiu ZHANG (CHN)	Incheon (KOR)	28 Sep 14	74.40	Krista TERVO (FIN)	Centro Nacional de Lançamentos, Leiria (19 Mar

RESULTS

Hammer Throw Women - Final



RECORDS	RESULT	NAME	COUNTRY	AGE	VENUE	DATE
World Record WR	82.98	Anita WŁODARCZYK	POL	31	Stadion PGE Narodowy, Warszawa (POL)	28 Aug 2016
Championships Record CR	80.85	Anita WŁODARCZYK	POL	30	National Stadium, Beijing (CHN)	27 Aug 2015
World Leading WL	79.02	Brooke ANDERSEN	USA	27	Univ. of Arizona Roy P. Drachman Stadium	30 Apr 2022
Area Record AR		National Record NR		Personal Best PB		Season Best SB

17 July 2022 11:36 START TIME 19° C 68 %
TEMPERATURE HUMIDITY
12:51 END TIME 21° C 59 %

PLACE	BIB	NAME	COUNTRY	DATE of BIRTH	ORDER	RESULT	1	2	3	ORD.	4	5	ORD.	6
1	1140	Brooke ANDERSEN	USA	23 Aug 95	4	78.96	74.81	X	72.74	6	77.42	77.56	8	78.96
2	517	Camryn ROGERS	CAN	7 Jun 99	9	75.52	72.61	X	75.52	8	75.18	75.05	7	74.36
3	1180	Janee' KASSANAVID	USA	19 Jan 95	6	74.86	X	74.86	X	7	74.75	74.24	6	74.75
4	809	Sara FANTINI	ITA	16 Sep 97	2	73.18	71.45	73.18	70.80	5	X	71.05	5	71.04
5	524	Jillian WEIR	CAN	9 Feb 93	12	72.41	67.24	68.66	70.46	2	X	70.64	2	72.41
6	1044	Bianca Florentina GHELBER	ROU	1 Jun 90	8	72.26	70.09	72.26	70.83	4	70.25	X	4	X
7	654	Silja KOSONEN	FIN	16 Dec 02	3	70.81	69.46	70.32	70.49	3	70.81	X	3	70.75
8	540	Na LUO	CHN	8 Oct 93	10	70.42	69.89	69.57	70.42	1	X	70.13	1	X
9	1095	Grete AHLBERG	SWE	29 May 98	7	70.11	69.39	68.61	70.11					
10	664	Krista TERVO	FIN	15 Nov 97	5	69.04	X	69.04	X					
11	440	Hanna SKYDAN	AZE	14 May 92	1	69.01	65.62	64.76	69.01					
12	1157	Annette Nneka ECHIKUNWOKE	USA	29 Jul 96	11	68.12	68.12	66.66	X					

ALL-TIME OUTDOOR TOP LIST

RESULT	NAME	VENUE	DATE
82.98	Anita WŁODARCZYK (POL)	E Narodowy, Warszawa (POL)	28 Aug 16
80.31	DeAnna PRICE (USA)	Hayward Field, Eugene, OR (USA)	26 Jun 21
79.42	Betty HEIDLER (GER)	Halle (GER)	21 May 11
79.02	Brooke ANDERSEN (USA)	Univ. of Arizona Roy P. Drachman Stadium	30 Apr 22
78.51	Tatyana BELOBORODOVA (RUS)	Cheboksary (RUS)	5 Jul 12
78.00	Janee' KASSANAVID (USA)	Univ. of Arizona Roy P. Drachman Stadium	21 May 22
77.78	Gwen BERRY (USA)	Stadion Slaski, Chorzów (POL)	8 Jun 18
77.68	Zhenq WANG (CHN)	Chengdu (CHN)	29 Mar 14
77.67	Camryn ROGERS (CAN)	Hayward Field, Eugene, OR (USA)	9 Jun 22
77.33	Wenxiu ZHANG (CHN)	Incheon (KOR)	28 Sep 14

2022 OUTDOOR TOP LIST

RESULT	NAME	VENUE	2022
79.02	Brooke ANDERSEN (USA)	Univ. of Arizona Roy P. Drachman Stadium	30 Apr
78.06	Anita WŁODARCZYK (POL)	International Sports Centre, Kasaran	7 May
78.00	Janee' KASSANAVID (USA)	Arizona Roy P. Drachman Stadium	21 May
77.67	Camryn ROGERS (CAN)	Hayward Field, Eugene, OR (USA)	9 Jun
75.77	Sara FANTINI (ITA)	Estadio Vallehermoso, Madrid (ESP)	18 Jun
75.08	Malwina KOPRON (POL)	Stadion Slaski, Chorzów (POL)	5 Jun
74.78	Alyssa WILSON (USA)	Hayward Field, Eugene, OR (USA)	9 Jun
74.71	Anastasiya MASLOVA (BLR)	Regional Sport Complex, Brest (BLR)	16 Jun
74.47	Na LUO (CHN)	Huai'an (CHN)	23 May
74.40	Krista TERVO (FIN)	Centro Nacional de Lançamentos, Leiria (POR)	19 Mar

RESULTS

Javelin Throw Women - Qualification

Automatic qualifying mark 62.50 (Q) or at least best 12 qualify to Final

RECORDS	RESULT	NAME	COUNTRY	AGE	VENUE	DATE
World Record WR	72.28	Barbora ŠPOTÁKOVÁ	CZE	27	Gottlieb-Daimler Stadion, Stuttgart (GER)	13 Sep 2008
Championships Record CR	71.70	Otisdeilys MENÉNDEZ	CUB	26	Olympiastadion, Helsinki (FIN)	14 Aug 2005
World Leading WL	65.73	Maggie MALONE	USA	29	Swangard Stadium, Burnaby (CAN)	14 Jun 2022
Area Record AR		National Record NR		Personal Best PB		Season Best SB

Group A

20 July 2022 15:20 START TIME 32° C TEMPERATURE 42 % HUMIDITY
16:05 END TIME 33° C 36 %

PLACE	BIB	NAME	COUNTRY	DATE of BIRTH	ORDER	RESULT	1	2	3
1	925	Liveta JASIŪNAITĖ	LTU	26 Jul 94	6	63.80 Q SB	63.80		
2	1219	Kara WINGER	USA	10 Apr 86	13	61.30 q	58.12	61.30	54.86
3	499	Elizabeth GLEADLE	CAN	5 Dec 88	12	60.38 q	X	60.38	X
4	729	Annika Marie FUCHS	GER	29 Apr 97	10	59.36 q	55.18	59.36	X
5	429	Mackenzie LITTLE	AUS	22 Dec 96	7	59.06 q	55.74	52.34	59.06
6	920	Madara PALAMEIKA	LAT	18 Jun 87	4	58.61 SB	X	58.02	58.61
7	541	Huihui LYU	CHN	26 Jun 89	3	57.59 SB	53.75	57.59	56.97
8	1172	Ariana INCE	USA	14 Mar 89	14	57.24	57.17	56.71	57.24
9	472	Jucilene Sales DE LIMA	BRA	14 Sep 90	2	57.13	57.13	X	X
10	773	Elina TZENGKO	GRE	2 Sep 02	1	57.12	55.44	57.12	X
11	437	Victoria HUDSON	AUT	28 May 96	5	54.05	X	X	54.05
12	648	Sanne ERKKOLA	FIN	8 Mar 94	9	52.04	52.04	X	X
13	884	Momone UEDA	JPN	27 Jun 99	11	50.70	47.36	50.70	49.51
	559	Sara KOLAK	CRO	22 Jun 95	8	NM	X	X	X

Group B

20 July 2022 16:45 START TIME 33° C TEMPERATURE 33 % HUMIDITY
17:33 END TIME 33° C 34 %

PLACE	BIB	NAME	COUNTRY	DATE of BIRTH	ORDER	RESULT	1	2	3
1	873	Haruka KITAGUCHI	JPN	16 Mar 98	7	64.32 Q SB	64.32		
2	538	Shiyong LIU	CHN	24 Sep 93	3	63.86 Q SB	63.86		
3	407	Kelsey-Lee BARBER	AUS	20 Sep 91	6	61.27 q	58.02	61.27	57.71
4	578	Nikola OGRODNÍKOVÁ	CZE	18 Aug 90	4	60.59 q	60.59	59.07	-
5	781	Annu RANI	IND	29 Aug 92	10	59.60 q	X	55.35	59.60
6	919	Lina MŪZE	LAT	4 Dec 92	14	59.16 q	59.16	X	53.38
7	882	Sae TAKEMOTO	JPN	23 Nov 99	12	59.15 q	57.10	59.15	54.51
8	1039	Coralys ORTIZ	PUR	16 Apr 85	13	58.52	58.52	X	55.27
9	1059	Jo-Ane VAN DYK	RSA	3 Oct 97	2	57.79	54.89	57.79	X
10	594	Juleisy ANGULO	ECU	2 Jan 01	11	57.28	54.23	57.28	X
11	1005	Maria ANDREJCZYK	POL	9 Mar 96	1	55.47	X	55.47	54.67
12	1184	Maggie MALONE	USA	30 Dec 93	8	54.19	54.19	54.12	X
13	996	Tori PEETERS	NZL	17 May 94	5	53.67	X	52.03	53.67
14	431	Kathryn MITCHELL	AUS	10 Jul 82	15	53.09	X	X	53.09
	1115	Eda TUĞSUZ	TUR	27 Mar 97	9	NM	X	X	X

RESULTS

Javelin Throw Women - Qualification

ALL-TIME OUTDOOR TOP LIST				2022 OUTDOOR TOP LIST			
RESULT	NAME	VENUE	DATE	RESULT	NAME	VENUE	2022
72.28	Barbora ŠPOTÁKOVÁ (CZE)	mler Stadion, Stuttgart (GER)	13 Sep 08	65.73	Maggie MALONE (USA)	Swangard Stadium, Burnaby (CAN)	14 Jun
71.70	Olisdeilys MENÉNDEZ (CUB)	mpiadion, Helsinki (FIN)	14 Aug 05	65.70	Tatsiana KHALADOVICH (BLR)	RTSOP, Minsk (BLR)	8 Feb
71.40	Maria ANDREJCZYK (POL)	dion Park Mladeži, Split (CRO)	9 May 21	65.40	Elina TZENGKO (GRE)	Mestský Stadion, Ostrava (CZE)	31 May
70.53	Mariya ABAKUMOVA (RUS)	Olympiastadion, Berlin (GER)	1 Sep 13	64.87	Christin HUSSONG (GER)	Leichtathletikarena, Eisenstadt (AUT)	2 Jun
70.20	Christina OBERGFÖLL (GER)	piastadion, München (GER)	23 Jun 07	64.32	Haruka KITAGUCHI (JPN)	Oregon	20 Jul
69.48	Trine HATTESTAD (NOR)	Bislett Stadion, Oslo (NOR)	28 Jul 00	64.26	Kara WINGER (USA)	Hayward Field, Eugene, OR (USA)	25 Jun
69.35	Sunette VILJOEN (RSA)	ahn Stadium, New York, NY (USA)	9 Jun 12	64.17	Yulenmis AGUILAR (CUB)	lio Enrique Lopez Cuenca, Nerja (ESP)	26 Jun
69.19	Christin HUSSONG (GER)	Stadion Slaski, Chorzów (POL)	30 May 21	63.86	Shiyong LIU (CHN)	Oregon	20 Jul
68.92	Kathryn MITCHELL (AUS)	Gold Coast (AUS)	11 Apr 18	63.82	Annu RANI (IND)	Jamshedpur (IND)	8 May
68.43	Sara KOLAK (CRO)	le Olympique de la Pontaise, Lausanne	6 Jul 17	63.80	Liveta JASIŪNAITĖ (LTU)	Oregon	20 Jul

RESULTS

Javelin Throw Women - Final



RECORDS	RESULT	NAME	COUNTRY	AGE	VENUE	DATE
World Record WR	72.28	Barbora ŠPOTÁKOVÁ	CZE	27	Gottlieb-Daimler Stadion, Stuttgart (GER)	13 Sep 2008
Championships Record CR	71.70	Olisdeilys MENÉNDEZ	CUB	26	Olympiastadion, Helsinki (FIN)	14 Aug 2005
World Leading WL	66.91	Kelsey-Lee BARBER	AUS	31	Oregon	22 Jul 2022
Area Record AR		National Record NR		Personal Best PB		Season Best SB

22 July 2022 18:20 START TIME 25° C 50 %
TEMPERATURE HUMIDITY
19:30 END TIME 25° C 50 %

PLACE	BIB	NAME	COUNTRY	DATE of BIRTH	ORDER	RESULT	1	2	3	ORD.	4	5	ORD.	6
1	407	Kelsey-Lee BARBER	AUS	20 Sep 91	11	66.91 WL	62.67	62.92	66.91	8	61.20	-	8	-
2	1219	Kara WINGER	USA	10 Apr 86	8	64.05	56.93	61.96	61.00	5	58.78	62.17	5	64.05
3	873	Haruka KITAGUCHI	JPN	16 Mar 98	6	63.27	62.07	X	55.78	6	61.27	X	4	63.27
4	538	Shiyinq LIU	CHN	24 Sep 93	4	63.25	61.67	X	60.22	4	63.25	61.75	7	X
5	429	Mackenzie LITTLE	AUS	22 Dec 96	2	63.22 PB	63.22	49.78	59.10	7	58.50	54.99	6	X
6	919	Lina MŪZE	LAT	4 Dec 92	7	61.26	59.83	X	X	1	61.26	X	3	X
7	781	Annu RANI	IND	29 Aug 92	12	61.12	56.18	61.12	59.27	3	58.14	59.98	2	58.70
8	578	Nikola OGRODNÍKOVÁ	CZE	18 Aug 90	10	60.18	54.11	56.04	59.98	2	59.48	58.79	1	60.18
9	499	Elizabeth GLEADLE	CAN	5 Dec 88	5	59.59	59.59	X	X					
10	925	Liveta JASIŪNAITĖ	LTU	26 Jul 94	3	58.97	58.97	X	57.23					
11	882	Sae TAKEMOTO	JPN	23 Nov 99	1	57.93	54.77	57.93	X					
12	729	Annika Marie FUCHS	GER	29 Apr 97	9	56.46	55.42	56.46	X					

ALL-TIME OUTDOOR TOP LIST

RESULT	NAME	VENUE	DATE
72.28	Barbora ŠPOTÁKOVÁ (CZE)	mler Stadion, Stuttgart (GER)	13 Sep 08
71.70	Olisdeilys MENÉNDEZ (CUB)	mpiastadion, Helsinki (FIN)	14 Aug 05
71.40	Maria ANDREJCZYK (POL)	dion Park Mladeži, Split (CRO)	9 May 21
70.53	Mariya ABAKUMOVA (RUS)	Olympiastadion, Berlin (GER)	1 Sep 13
70.20	Christina OBERGFÖLL (GER)	piastadion, München (GER)	23 Jun 07
69.48	Trine HATTESTAD (NOR)	Bislett Stadion, Oslo (NOR)	28 Jul 00
69.35	Sunette VILJOEN (RSA)	ahn Stadium, New York, NY (USA)	9 Jun 12
69.19	Christin HUSSONG (GER)	Stadion Slaski, Chorzów (POL)	30 May 21
68.92	Kathryn MITCHELL (AUS)	Gold Coast (AUS)	11 Apr 18
68.43	Sara KOLAK (CRO)	le Olympique de la Pontaise, Lausanne	6 Jul 17

2022 OUTDOOR TOP LIST

RESULT	NAME	VENUE	2022
66.91	Kelsey-Lee BARBER (AUS)	Oregon	22 Jul
65.73	Maqqie MALONE (USA)	Swangard Stadium, Burnaby (CAN)	14 Jun
65.70	Tatsiana KHALADOVICH (BLR)	RTSOP, Minsk (BLR)	8 Feb
65.40	Elna TZENGKO (GRE)	Mestský Stadion, Ostrava (CZE)	31 May
64.87	Christin HUSSONG (GER)	Leichtathletikarena, Eisenstadt (AUT)	2 Jun
64.32	Haruka KITAGUCHI (JPN)	Oregon	20 Jul
64.26	Kara WINGER (USA)	Hayward Field, Eugene, OR (USA)	25 Jun
64.17	Yulenmis AGUILAR (CUB)	lio Enrique Lopez Cuenca, Nerja (ESP)	26 Jun
63.86	Shiyinq LIU (CHN)	Oregon	20 Jul
63.82	Annu RANI (IND)	Jamshedpur (IND)	8 May

RESULTS



20 Kilometres Race Walk Women - Final

RECORDS	RESULT	NAME	COUNTRY	AGE	VENUE	DATE
World Record WR	1:23:49	Jiayu YANG	CHN	25	Huangshan (CHN)	20 Mar 2021
Championships Record CR	1:25:41	Olimpiada IVANOVA	RUS	35	Olympiastadion, Helsinki (FIN)	7 Aug 2005
World Leading WL	1:26:42	Elvira CHEPAREVA	RUS	22	Sochi (RUS)	31 Jan 2022
Area Record AR		National Record NR		Personal Best PB		Season Best SB

15 July 2022 13:09 START TIME 25° C TEMPERATURE 43 % HUMIDITY
14:55 END TIME 27° C 39 %

PLACE	BIB	NAME	COUNTRY	DATE of BIRTH	RESULT	RECORDS	RED CARDS
1	152	Kimberly GARCÍA LEÓN	PER	19 Oct 93	1:26:58	NR	
2	155	Katarzyna ZDZIEBŁO	POL	28 Nov 96	1:27:31	NR	+ 33
3	112	Shijie QIEYANG	CHN	11 Nov 90	1:27:56		+ 58
4	101	Jemima MONTAG	AUS	15 Feb 98	1:28:17		+ 1:19 ~
5	109	Hong LIU	CHN	12 May 87	1:29:00	SB	+ 2:02 ~
6	140	Nanako FUJII	JPN	7 May 99	1:29:01	SB	+ 2:03
7	147	Alegna GONZÁLEZ	MEX	2 Jan 99	1:29:40	SB	+ 2:42
8	139	Valentina TRAPLETTI	ITA	12 Jul 85	1:29:54		+ 2:56 ~
9	156	Ana CABECINHA	POR	29 Apr 84	1:30:29	SB	+ 3:31 >
10	111	Zhenxia MA	CHN	1 Aug 98	1:30:39		+ 3:41 ~
11	170	Olena SOBCHUK	UKR	23 Nov 95	1:31:19		+ 4:21
12	169	Hanna SHEVCHUK	UKR	18 Jul 96	1:31:42	SB	+ 4:44
13	113	Quanming WU	CHN	16 Nov 01	1:31:44		+ 4:46 ~
14	141	Kumiko OKADA	JPN	17 Oct 91	1:31:53		+ 4:55
15	129	Saskia FEIGE	GER	13 Aug 97	1:32:12		+ 5:14 ~ ~
16	115	Noelia VARGAS	CRC	17 Apr 00	1:32:36	SB	+ 5:38 >
17	105	Viviane LYRA	BRA	29 Jul 93	1:33:11		+ 6:13 ~ ~
18	166	Meryem BEKMEZ	TUR	31 Jul 00	1:33:27	SB	+ 6:29 >
19	120	Glenda MOREJÓN	ECU	30 May 00	1:34:27		+ 7:29
20	100	Rebecca HENDERSON	AUS	4 Jul 01	1:34:38		+ 7:40
21	117	Eliška MARTÍNKOVÁ	CZE	27 Jan 02	1:34:45		+ 7:47 ~
22	130	Kiriaki FILTISAKOU	GRE	14 Aug 00	1:34:55	SB	+ 7:57
23	146	Brigita VIRBALYTĖ	LTU	1 Feb 85	1:35:36	SB	+ 8:38
24	174	Robyn STEVENS	USA	24 Apr 83	1:36:16		+ 9:18 ~
25	157	Carolina COSTA	POR	12 Mar 98	1:36:31		+ 9:33
26	119	Karla JARAMILLO	ECU	21 Jan 97	1:36:36		+ 9:38
27	103	Angela Melania CASTRO CHIRIVECHZ	BOL	21 Feb 93	1:36:52	SB	+ 9:54
28	133	Christina PAPAPOULOU	GRE	5 Sep 96	1:37:20	PZ120 SB	+ 10:22 > > >
29	128	Enni NURMI	FIN	4 Jul 98	1:37:29		+ 10:31
30	145	Emily Wamusyi NGII	KEN	13 Aug 86	1:37:43		+ 10:45 ~
31	153	Evelyn INGA	PER	16 Apr 98	1:38:23	SB	+ 11:25 > >
32	158	Inês HENRIQUES	POR	1 May 80	1:38:32		+ 11:34
33	144	Galina YAKUSHEVA	KAZ	14 Jul 88	1:38:47		+ 11:49
34	137	. PRIYANKA	IND	10 Mar 96	1:39:42		+ 12:44 ~ ~ ~
35	172	Miranda MELVILLE	USA	20 Mar 89	1:39:58		+ 13:00 > >
36	161	Rachelle DE ORBETA	PUR	27 Mar 00	1:41:55		+ 14:57 ~
	168	Lyudmila OLYANOVSKA	UKR	20 Feb 93	DNF		
	151	Valeria ORTUÑO	MEX	27 May 98	DNF		
	138	Nicole COLOMBI	ITA	29 Dec 95	DQ TR54.7.5		> > > >

RESULTS
20 Kilometres Race Walk Women

134	Maidy MONGE	GUA	12 Sep 00	DQ TR54.7.5	~ ~ ~ ~
125	María PÉREZ	ESP	29 Apr 96	DQ TR54.7.5	~ ~ ~ >

NOTE WA Rule PZ120 - 120sec Penalty Zone
 WA Rule TR54.7.5 - Fourth red card (when Penalty Zone used)

INTERMEDIATE TIMES

1 KM	4:20	Quanming WU	2 KM	8:44	Quanming WU
3 KM	13:03	Kimberly GARCÍA LEÓN	4 KM	17:22	Shijie QIEYANG
5 KM	21:42	Kimberly GARCÍA LEÓN	6 KM	26:02	Shijie QIEYANG
7 KM	30:22	Kimberly GARCÍA LEÓN	8 KM	34:46	Kimberly GARCÍA LEÓN
9 KM	39:09	Kimberly GARCÍA LEÓN	10 KM	43:31	Shijie QIEYANG
11 KM	47:52	Kimberly GARCÍA LEÓN	12 KM	52:14	Shijie QIEYANG
13 KM	56:37	Kimberly GARCÍA LEÓN	14 KM	1:00:59	Kimberly GARCÍA LEÓN
15 KM	1:05:19	Kimberly GARCÍA LEÓN	16 KM	1:09:43	Kimberly GARCÍA LEÓN
17 KM	1:14:03	Kimberly GARCÍA LEÓN	18 KM	1:18:25	Kimberly GARCÍA LEÓN
19 KM	1:22:45	Kimberly GARCÍA LEÓN			

ALL-TIME OUTDOOR TOP LIST
2022 OUTDOOR TOP LIST

RESULT	NAME	VENUE	DATE	RESULT	NAME	VENUE	2022
1:23:39	Yelena LASHMANOVA (RUS)	Cheboksary (RUS)	9 Jun 18	1:26:42	Elvira CHEPAREVA (RUS)	Sochi (RUS)	31 Jan
1:23:49	Jiayu YANG (CHN)	Huangshan (CHN)	20 Mar 21	1:26:58	Kimberly GARCÍA LEÓN (PER)	Oregon	15 Jul
1:24:27	Hong LIU (CHN)	Huangshan (CHN)	20 Mar 21	1:27:14	Jiayu YANG (CHN)	Nanjing (CHN)	22 Jan
1:24:45	Shijie QIEYANG (CHN)	Huangshan (CHN)	20 Mar 21	1:27:27	Jemima MONTAG (AUS)	Adelaide (AUS)	13 Feb
1:24:47	Elmira ALEMBEKOVA (RUS)	Sochi (RUS)	27 Feb 15	1:27:31	Katarzyna ZDZIEBŁO (POL)	Oregon	15 Jul
1:24:50	Olimpiada IVANOVA (RUS)	Adler, Sochi (RUS)	4 Mar 01	1:27:35	Reykhan KAGRAMANOVA (RUS)	Cheboksary (RUS)	21 May
1:24:56	Olqa KANISKINA (RUS)	Adler, Sochi (RUS)	28 Feb 09	1:27:40	María PÉREZ (ESP)	Pamplona (ESP)	13 Feb
1:25:03	Marina NOVIKOVA (RUS)	Sochi (RUS)	27 Feb 15	1:27:47	Klavdiya AFANASYEVA (RUS)	Sochi (RUS)	31 Jan
1:25:04	Svetlana VASILYEVA (RUS)	Sochi (RUS)	27 Feb 15	1:27:50	Shijie QIEYANG (CHN)	La Coruña (ESP)	28 May
1:25:08	Vera SOKOLOVA (RUS)	Sochi (RUS)	26 Feb 11	1:28:03	Zhenxia MA (CHN)	Nanjing (CHN)	22 Jan



RESULTS

35 Kilometres Race Walk Women - Final

CR ADDED

RECORDS	RESULT	NAME	COUNTRY	AGE	VENUE	DATE
Championships Record CR	2:39:16	Kimberly GARCÍA LEÓN	PER	29	Oregon	22 Jul 2022
World Leading WL	2:38:49	Margarita NIKIFOROVA	RUS	24	Cheboksary [RUS]	21 May 2022
Area Record AR		National Record NR		Personal Best PB	Season Best SB	

22 July 2022 06:15 START TIME
09:32 END TIME
14° C TEMPERATURE 85 % HUMIDITY
14° C 85 %

PLACE	BIB	NAME	COUNTRY	DATE of BIRTH	RESULT	RECORDS	RED CARDS
1	152	Kimberly GARCÍA LEÓN	PER	19 Oct 93	2:39:16	CR	
2	155	Katarzyna ZDZIEBŁO	POL	28 Nov 96	2:40:03	PB	+ 47 >
3	112	Shijie QIEYANG	CHN	11 Nov 90	2:40:37	AR	+ 1:21
4	132	Antigoni NTRISMPIOTI	GRE	21 Mar 84	2:41:58	NR	+ 2:42
5	124	Raquel GONZÁLEZ	ESP	16 Nov 89	2:42:27	PB	+ 3:11 ~
6	123	Laura GARCÍA-CARO	ESP	16 Apr 95	2:42:45	PB	+ 3:29
7	108	Maocuo LI	CHN	20 Oct 92	2:44:28	PB	+ 5:12
8	105	Viviane LYRA	BRA	29 Jul 93	2:45:02	NR	+ 5:46 ~
9	142	Serena SONODA	JPN	10 Sep 96	2:45:09	PB	+ 5:53
10	114	Lamei YIN	CHN	21 Dec 02	2:46:02	PB	+ 6:46 >
11	154	Olga NIEDZIAŁEK	POL	30 Jun 97	2:49:43	PB	+ 10:27 ~
12	118	Magaly BONILLA	ECU	8 Feb 92	2:50:39		+ 11:23 ~ ~
13	158	Inês HENRIQUES	POR	1 May 80	2:51:12	SB	+ 11:56 ~ ~
14	148	Nadia Lizeth GONZALEZ-MANJARRAE	MEX	21 Mar 97	2:52:06	NR	+ 12:50
15	135	Mirna ORTÍZ	GUA	28 Feb 87	2:54:00		+ 14:44 ~
16	122	Paola PÉREZ	ECU	21 Dec 89	2:54:15		+ 14:59
17	144	Galina YAKUSHEVA	KAZ	14 Jul 88	2:54:50	PB	+ 15:34
18	153	Evelyn INGA	PER	16 Apr 98	2:56:04		+ 16:48 >
19	159	Vitória OLIVEIRA	POR	30 Aug 92	2:57:37		+ 18:21
20	127	Elisa NEUVONEN	FIN	19 Mar 91	2:57:42	NR	+ 18:26
21	150	Alejandra ORTEGA	MEX	8 Jul 94	2:58:46		+ 19:30 >
22	173	Maria MICHTA-COFFEY	USA	23 Jun 86	2:58:51	PB	+ 19:35
23	164	Hana BURZALOVÁ	SVK	3 Nov 00	2:59:32	NR	+ 20:16
24	171	Stephanie CASEY	USA	1 Aug 83	3:00:54	PB	+ 21:38 >
25	136	Yasury PALACIOS	GUA	26 Oct 99	3:01:16		+ 22:00 ~
26	163	Ana Veronica RODEAN	ROU	23 Jun 84	3:01:29	SB	+ 22:13
27	131	Efstathia KOURKOUTSAKI	GRE	31 Jan 98	3:02:27	PB	+ 23:11
28	149	Aura Libertad MORALES	MEX	7 Jun 82	3:04:50		+ 25:34 > >
29	172	Miranda MELVILLE	USA	20 Mar 89	3:05:31		+ 26:15 > >
30	106	Elianay PEREIRA	BRA	11 May 84	3:05:39	PB	+ 26:23
31	107	Mayara Luize VICENTAINER	BRA	3 Mar 91	3:06:10		+ 26:54
32	165	Ema HAČUNDOVÁ	SVK	5 Mar 99	3:07:02	PB	+ 27:46
33	104	Jaaneeth MAMANI ROQUE	BOL	18 Apr 82	3:07:16	PB	+ 28:00 > >
34	102	Kelly RUDDICK	AUS	19 Apr 73	3:11:55		+ 32:39
35	160	Sandra SILVA	POR	21 Sep 75	3:17:23	PB	+ 38:07 >
	162	Mihaela ACATRINEI	ROU	26 Feb 95	DNF		~
	167	Nadiya BOROVSKA	UKR	25 Feb 81	DNF		~
	116	Tereza ĎURDIAKOVÁ	CZE	20 Feb 91	DNF		~

RESULTS
35 Kilometres Race Walk Women
CR ADDED

133	Christina PAPAPOPOULOU	GRE	5 Sep 96	DNF PZ210	~ > >
126	Tiia KUIKKA	FIN	30 Nov 94	DQ TR54.7.5	> > >
143	Polina REPINA	KAZ	29 Jun 90	DQ TR54.7.5	> > >

NOTE WA Rule PZ210 - 210sec Penalty Zone
 WA Rule TR54.7.5 - Fourth red card (when Penalty Zone used)

INTERMEDIATE TIMES

1 KM 4:57	Katarzyna ZDZIEBŁO	2 KM 9:36	Katarzyna ZDZIEBŁO
3 KM 14:12	Katarzyna ZDZIEBŁO	4 KM 18:49	Katarzyna ZDZIEBŁO
5 KM 23:26	Katarzyna ZDZIEBŁO	6 KM 28:05	Katarzyna ZDZIEBŁO
7 KM 32:41	Katarzyna ZDZIEBŁO	8 KM 37:17	Katarzyna ZDZIEBŁO
9 KM 41:52	Kimberly GARCÍA LEÓN	10 KM 46:27	Kimberly GARCÍA LEÓN
11 KM 51:02	Katarzyna ZDZIEBŁO	12 KM 55:39	Katarzyna ZDZIEBŁO
13 KM 1:00:13	Katarzyna ZDZIEBŁO	14 KM 1:04:50	Katarzyna ZDZIEBŁO
15 KM 1:09:25	Kimberly GARCÍA LEÓN	16 KM 1:13:55	Kimberly GARCÍA LEÓN
17 KM 1:18:25	Katarzyna ZDZIEBŁO	18 KM 1:22:55	Kimberly GARCÍA LEÓN
19 KM 1:27:20	Kimberly GARCÍA LEÓN	20 KM 1:31:49	Kimberly GARCÍA LEÓN
21 KM 1:36:19	Kimberly GARCÍA LEÓN	22 KM 1:40:50	Kimberly GARCÍA LEÓN
23 KM 1:45:23	Kimberly GARCÍA LEÓN	24 KM 1:49:59	Kimberly GARCÍA LEÓN
25 KM 1:54:33	Kimberly GARCÍA LEÓN	26 KM 1:59:07	Kimberly GARCÍA LEÓN
27 KM 2:03:40	Kimberly GARCÍA LEÓN	28 KM 2:08:07	Kimberly GARCÍA LEÓN
29 KM 2:12:40	Kimberly GARCÍA LEÓN	30 KM 2:17:05	Kimberly GARCÍA LEÓN
31 KM 2:21:30	Kimberly GARCÍA LEÓN	32 KM 2:26:00	Kimberly GARCÍA LEÓN
33 KM 2:30:31	Kimberly GARCÍA LEÓN	34 KM 2:34:58	Kimberly GARCÍA LEÓN

2022 OUTDOOR TOP LIST

RESULT	NAME	VENUE	2022
2:38:49	Marqarita NIKIFOROVA (RUS)	Cheboksary (RUS)	21 May
2:39:16	María PÉREZ (ESP)	Lepe (ESP)	30 Jan
2:39:16	Kimberly GARCÍA LEÓN (PER)	Oregon	22 Jul
2:40:03	Katarzyna ZDZIEBŁO (POL)	Oregon	22 Jul
2:40:37	Shijie QIEYANG (CHN)	Oregon	22 Jul
2:41:58	Antiqoni NTRISMPIOTI (GRE)	Oregon	22 Jul
2:42:27	Raquel GONZÁLEZ (ESP)	Oregon	22 Jul
2:42:45	Laura GARCÍA-CARO (ESP)	Oregon	22 Jul
2:43:25	Quanminq WU (CHN)	Nanjing (CHN)	22 Jan
2:43:59	Yelena LASHMANOVA (RUS)	Sochi (RUS)	31 Jan

RESULTS



4 x 100 Metres Relay Women - Round 1

First 3 of each heat (Q) plus 2 fastest times (q) qualify to Final

RECORDS	RESULT	TEAM	COUNTRY	VENUE	DATE
World Record WR	40.82	United States	USA	Olympic Stadium, London (GBR)	10 Aug 2012
Championships Record CR	41.07	Jamaica	JAM	National Stadium, Beijing (CHN)	29 Aug 2015
World Leading WL	41.56	United States	USA	Oregon	22 Jul 2022
Area Record AR		National Record NR		Season Best SB	

Heat 1 **2** 22 July 2022 17:40 START TIME 25° C TEMPERATURE 50 % HUMIDITY

PLACE	TEAM	BIB	LANE	REACTION	RESULT	Q	WL	SB	NR	Fn
1	GREAT BRITAIN & NI	GBR	4	0.121	41.99	Q	WL			
	709 Asha PHILIP				11.52 (2)					
	698 Imani LANSQUOT				9.98 (1)		21.50 (1)			
	705 Ashleigh NELSON				10.55 (5)		32.05 (2)			
	704 Daryll NEITA				9.94 (1)					
2	JAMAICA	JAM	8	0.154	42.37	Q		SB		
	858 Briana WILLIAMS				11.45 (1)					
	857 Natalliah WHYTE				10.25 (4)		21.70 (2)			
	832 Remona BURCHELL				10.56 (6)		32.26 (3)			
	846 Kemba NELSON				10.11 (3)					
3	GERMANY	GER	3	0.142	42.44	Q		SB		
	753 Tatjana PINTO				11.74 (4)					
	725 Alexandra BURGHARDT				10.21 (3)		21.95 (3)			
	746 Gina LÜCKENKEMPER				10.09 (1)		32.04 (1)			
	731 Rebekka HAASE				10.40 (5)					
4	PR OF CHINA	CHN	7	0.150	42.93			SB		
	532 He LI				11.90 (7)					
	530 Manqi GE				10.18 (2)		22.08 (5)			
	545 Yongli WEI				10.48 (3)		32.56 (4)			
	536 Xiaojing LIANG				10.37 (4)					
5	CANADA	CAN	1	0.132	43.09					
	496 Crystal EMMANUEL				11.72 (3)					
	492 Khamica BINGHAM				10.30 (5)		22.02 (4)			
	506 Jacqueline MADOGO				10.54 (4)		32.56 (5)			
	493 Leya BUCHANAN				10.53 (6)					
6	POLAND	POL	6	0.145	43.19			SB		
	1021 Magdalena STEFANOWICZ				11.92 (8)					
	1014 Martyna KOTWIŁA				10.52 (7)		22.44 (7)			
	1018 Marika POPOWICZ-DRAPAŁA				10.65 (7)		33.09 (7)			
	1024 Ewa SWOBODA				10.10 (2)					
7	JAPAN	JPN	5	0.153	43.33				NR	
	864 Masumi AOKI				11.84 (6)					
	872 Arisa KIMISHIMA				10.31 (6)		22.15 (6)			
	876 Mei KODAMA				10.44 (2)		32.59 (6)			
	880 Midori MIKASE				10.74 (7)					
8	IRELAND	IRL	2	0.183	44.48					
	785 Joan HEALY				11.79 (5)					
	793 Adeyemi TALABI				10.87 (8)		22.66 (8)			
	790 Lauren ROY				11.07 (8)		33.73 (8)			
	788 Sarah LEAHY				10.75 (8)					

INTERMEDIATE TIMES			
100m	11.45 JAMAICA	200m	21.50 GREAT BRITAIN & NI
300m	32.04 GERMANY		



RESULTS
4 x 100 Metres Relay Women - Round 1
Heat 2 **2**

22 July 2022 17:49 START TIME

25° C TEMPERATURE 50 % HUMIDITY

PLACE	TEAM	BIB	LANE	REACTION	RESULT	Q	WL	NR	SB	Fn
1	UNITED STATES	USA	2	0.134	41.56	Q	WL			
	1175 Melissa JEFFERSON				11.44 (1)					
	1171 Aleia HOBBS				9.91 (1)				21.35 (1)	
	1197 Jenna PRANDINI				10.36 (1)				31.71 (1)	
	1211 Twanisha TERRY				9.85 (1)					
2	SPAIN	ESP	8	0.163	42.61	Q		NR		
	617 Sonia MOLINA-PRADOS				11.76 (6)					
	608 Jaël BESTUÉ				10.17 (3)				21.93 (3)	
	624 Paula SEVILLA				10.56 (2)				32.49 (3)	
	618 Maria Isabel PÉREZ				10.12 (4)					
3	NIGERIA	NGR	1	0.143	42.68	Q			SB	
	975 Joy Chinenye UDO-GABRIEL				11.74 (4)					
	971 Favour OFILI				10.22 (4)				21.96 (4)	
	968 Rosemary CHUKWUMA				10.77 (5)				32.73 (5)	
	970 Nzubechi Grace NWOKOCHA				9.95 (2)					
4	ITALY	ITA	4	0.160	42.71	q		NR		
	808 Zaynab DOSSO				11.44 (1)					
	814 Dalia KADDARI				10.14 (2)				21.58 (2)	
	801 Anna BONGIORNI				10.79 (6)				32.37 (2)	
	811 Vittoria FONTANA				10.34 (7)					
5	SWITZERLAND	SUI	7	0.151	42.73	q				
	1079 Géraldine FREY				11.61 (3)					
	1076 Sarah ATCHO				10.36 (7)				21.97 (5)	
	1086 Salomé KORA				10.57 (3)				32.54 (4)	
	1077 Ajla DEL PONTE				10.19 (6)					
6	DENMARK	DEN	6	0.147	43.46 (.458)			NR		
	583 Mette GRAVERSGAARD				11.75 (5)					
	587 Mathilde U. KRAMER				10.64 (8)				22.39 (6)	
	582 Astrid GLENNER-FRANDSEN				10.98 (8)				33.37 (7)	
	586 Ida KARSTOFT				10.09 (3)					
6	NETHERLANDS	NED	5	0.205	43.46 (.458)					
	949 Andrea BOUMA				12.29 (8)					
	961 Zoë SEDNEY				10.24 (5)				22.53 (8)	
	947 Minke BISSCHOPS				10.76 (4)				33.29 (6)	
	960 Naomi SEDNEY				10.17 (5)					
8	ECUADOR	ECU	3	0.172	44.17				SB	
	595 Yuliana ANGULO				12.21 (7)					
	600 Gabriela Anahi SUAREZ				10.26 (6)				22.47 (7)	
	597 Nicole CAICEDO				10.90 (7)				33.37 (8)	
	599 Nicole Jazmine CHALA				10.80 (8)					

INTERMEDIATE TIMES

100m	11.44 ITALY	200m	21.35 UNITED STATES
300m	31.71 UNITED STATES		

Timing by SEIKO

AT-4X1-W-h----.RS6..v1

Issued at 17:54 on Friday, 22 July 2022

2 **3**

WORLD ATHLETICS PARTNERS



RESULTS
4 x 100 Metres Relay Women - Round 1

ALL-TIME OUTDOOR TOP LIST				2022 OUTDOOR TOP LIST			
RESULT	TEAM	VENUE	DATE	RESULT	TEAM	VENUE	2022
40.82	UNITED STATES (USA)	Olympic Stadium, London (GBR)	10 Aug 12	41.56	UNITED STATES (USA)	Oregon	22 Jul
41.02	JAMAICA (JAM)	National Stadium, Tokyo (JPN)	6 Aug 21	41.99	GREAT BRITAIN & NI (GBR)	Oregon	22 Jul
41.37	GERMAN DEMOCRATIC REPUBLIC (GDR)	iberra (AUS)	6 Oct 85	42.13	SWITZERLAND (SUI)	Olympiastadion, Stockholm (SWE)	30 Jun
41.49	RUSSIA (RUS)	Gottlieb-Daimler Stadion, Stuttgart (GER)	22 Aug 93	42.37	JAMAICA (JAM)	Oregon	22 Jul
41.55	GREAT BRITAIN & NI (GBR)	tional Stadium, Tokyo (JPN)	5 Aug 21	42.44	GERMANY (GER)	Oregon	22 Jul
41.62	GERMANY (GER)	Mannheim (GER)	29 Jul 16	42.58	JAMAICA U20 (JAM)	National Stadium, Kingston (JAM)	17 Apr
41.78	FRANCE (FRA)	Stade de France, Paris-St-Denis (FRA)	30 Aug 03	42.61	SPAIN (ESP)	Oregon	22 Jul
41.92	BAHAMAS (BAH)	La Cartuja, Sevilla (ESP)	29 Aug 99	42.68	NIGERIA (NGR)	Oregon	22 Jul
42.00	SOVIET UNION (URS)	Moskva (URS)	17 Aug 85	42.71	ITALY (ITA)	Oregon	22 Jul
42.03	TRINIDAD AND TOBAGO (TTO)	stadium, Beijing (CHN)	29 Aug 15	42.93	PR OF CHINA (CHN)	Oregon	22 Jul

RESULTS

4 x 100 Metres Relay Women - Final



RECORDS	RESULT	TEAM	COUNTRY	VENUE	DATE
World Record WR	40.82	United States	USA	Olympic Stadium, London (GBR)	10 Aug 2012
Championships Record CR	41.07	Jamaica	JAM	National Stadium, Beijing (CHN)	29 Aug 2015
World Leading WL	41.14	United States	USA	Oregon	23 Jul 2022
Area Record AR		National Record NR		Season Best SB	

23 July 2022 19:30 START TIME
 25° C TEMPERATURE 43 % HUMIDITY

PLACE	TEAM	BIB	LANE	REACTION	RESULT	Fr
1	UNITED STATES	USA	3	0.171	41.14	WL
	1175 Melissa JEFFERSON				11.35 (1)	
	1206 Abby STEINER				9.86 (1)	21.21 (1)
	1197 Jenna PRANDINI				10.05 (3)	31.26 (1)
	1211 Twanisha TERRY				9.88 (4)	
2	JAMAICA	JAM	5	0.177	41.18	SB
	846 Kemba NELSON				11.45 (2)	
	855 Elaine THOMPSON-HERAH				10.10 (4)	21.55 (2)
	836 Shelly-Ann FRASER-PRYCE				9.97 (1)	31.52 (2)
	840 Shericka JACKSON				9.66 (2)	
3	GERMANY	GER	7	0.144	42.03	SB
	753 Tatjana PINTO				11.57 (4)	
	725 Alexandra BURGHARDT				10.27 (6)	21.84 (5)
	746 Gina LÜCKENKEMPER				10.01 (2)	31.85 (3)
	731 Rebekka HAASE				10.18 (6)	
4	NIGERIA	NGR	8	0.149	42.22	AR
	975 Joy Chinenye UDO-GABRIEL				11.58 (6)	
	971 Favour OFILI				10.31 (7)	21.89 (6)
	968 Rosemary CHUKWUMA				10.47 (5)	32.36 (5)
	970 Nzubechi Grace NWOKOCHA				9.86 (3)	
5	SPAIN	ESP	4	0.189	42.58	NR
	617 Sonia MOLINA-PRADOS				11.86 (8)	
	608 Jaël BESTUÉ				10.24 (5)	22.10 (8)
	624 Paula SEVILLA				10.42 (4)	32.52 (6)
	618 Maria Isabel PÉREZ				10.06 (5)	
6	GREAT BRITAIN & NI	GBR	6	0.134	42.75	
	709 Asha PHILIP				11.53 (3)	
	698 Imani LANSIQUOT				10.07 (3)	21.60 (3)
	681 Dina ASHER-SMITH				11.58 (8)	33.18 (8)
	704 Daryll NEITA				9.57 (1)	
7	SWITZERLAND	SUI	1	0.144	42.81	
	1079 Géraldine FREY				11.76 (7)	
	1084 Mujinga KAMBUNDJI				9.99 (2)	21.75 (4)
	1086 Salomé KORA				10.54 (6)	32.29 (4)
	1077 Ajla DEL PONTE				10.52 (8)	
8	ITALY	ITA	2	0.144	42.92	
	808 Zaynab DOSSO				11.57 (4)	
	814 Dalia KADDARI				10.36 (8)	21.93 (7)
	801 Anna BONGIORNI				10.63 (7)	32.56 (7)
	811 Vittoria FONTANA				10.36 (7)	

INTERMEDIATE TIMES

100m	11.35 UNITED STATES	200m	21.21 UNITED STATES
300m	31.26 UNITED STATES		

RESULTS
4 x 100 Metres Relay Women - Final

ALL-TIME OUTDOOR TOP LIST				2022 OUTDOOR TOP LIST			
RESULT	TEAM	VENUE	DATE	RESULT	TEAM	VENUE	2022
40.82	UNITED STATES (USA)	Olympic Stadium, London (GBR)	10 Aug 12	41.14	UNITED STATES (USA)	Oregon	23 Jul
41.02	JAMAICA (JAM)	National Stadium, Tokyo (JPN)	6 Aug 21	41.18	JAMAICA (JAM)	Oregon	23 Jul
41.37	GERMAN DEMOCRATIC REPUBLIC (GDR)	Sydney Olympic Stadium, Sydney (AUS)	6 Oct 85	41.99	GREAT BRITAIN & NI (GBR)	Oregon	22 Jul
41.49	RUSSIA (RUS)	Gottlieb-Daimler Stadion, Stuttgart (GER)	22 Aug 93	42.03	GERMANY (GER)	Oregon	23 Jul
41.55	GREAT BRITAIN & NI (GBR)	National Stadium, Tokyo (JPN)	5 Aug 21	42.13	SWITZERLAND (SUI)	Olympiastadion, Stockholm (SWE)	30 Jun
41.62	GERMANY (GER)	Mannheim (GER)	29 Jul 16	42.22	NIGERIA (NGR)	Oregon	23 Jul
41.78	FRANCE (FRA)	Stade de France, Paris-St-Denis (FRA)	30 Aug 03	42.58	JAMAICA U20 (JAM)	National Stadium, Kingston (JAM)	17 Apr
41.92	BAHAMAS (BAH)	La Cartuja, Sevilla (ESP)	29 Aug 99	42.58	SPAIN (ESP)	Oregon	23 Jul
42.00	SOVIET UNION (URS)	Moskva (URS)	17 Aug 85	42.71	ITALY (ITA)	Oregon	22 Jul
42.03	TRINIDAD AND TOBAGO (TTO)	National Stadium, Beijing (CHN)	29 Aug 15	42.93	PR OF CHINA (CHN)	Oregon	22 Jul

RESULTS

4 x 400 Metres Relay Women - Round 1

First 3 of each heat (Q) plus 2 fastest times (q) qualify to Final

RECORDS	RESULT	TEAM	COUNTRY	VENUE	DATE
World Record WR	3:15.17	Soviet Union	URS	Olympic Stadium, Jamsil, Seoul (KOR)	1 Oct 1988
Championships Record CR	3:16.71	United States	USA	Gottlieb-Daimler Stadion, Stuttgart (GER)	22 Aug 1993
World Leading WL	3:21.93	Kentucky	USA	Ole Miss T&F Complex, Oxford, MS (USA)	14 May 2022
Area Record AR		National Record NR		Season Best SB	

Heat 1 **2**
23 July 2022 17:11 START TIME

25° C TEMPERATURE 51 % HUMIDITY

PLACE	TEAM	BIB	LANE	REACTION	RESULT	Q	SB	Fn
1	UNITED STATES	USA	2	0.129	3:23.38	Q	SB	
	1154 Talitha DIGGS				51.01 (1)			
	1160 Allyson FELIX				50.61 (2)	1:41.62 (1)		
	1214 Kaylin WHITNEY				51.01 (2)	2:32.63 (1)		
	1207 Jaide STEPTER BAYNES				50.75 (3)			
2	GREAT BRITAIN & NI	GBR	1	0.207	3:23.92	Q	SB	
	711 Ama PIPI				52.00 (2)			
	706 Laviai NIELSEN				50.73 (3)	1:42.73 (2)		
	708 Victoria OHURUOGU				50.67 (1)	2:33.40 (2)		
	721 Nicole YEARGIN				50.52 (2)			
3	FRANCE	FRA	3	0.269	3:28.89	Q	SB	
	674 Sokhna LACOSTE				53.03 (7)			
	672 Shana GREBO				51.69 (4)	1:44.72 (5)		
	678 Sounkamba SYLLA				53.33 (6)	2:38.05 (5)		
	668 Amandine BROSSIER				50.84 (4)			
4	SWITZERLAND	SUI	8	0.157	3:29.11	q	SB	
	1088 Silke LEMMENS				52.09 (3)			
	1090 Julia NIEDERBERGER				52.46 (5)	1:44.55 (4)		
	1078 Annina FAHR				52.31 (4)	2:36.86 (3)		
	1080 Yasmin GIGER				52.25 (8)			
5	UKRAINE	UKR	7	0.170	3:29.25		SB	
	1127 Kateryna KARPYUK				52.88 (6)			
	1124 Anastasiya BRYZHINA				53.41 (7)	1:46.29 (7)		
	1136 Viktoriya TKACHUK				51.24 (3)	2:37.53 (4)		
	1133 Anna RYZHYKOVA				51.72 (6)			
6	GERMANY	GER	4	0.197	3:30.48			
	758 Corinna SCHWAB				52.63 (4)			
	745 Elisa LECHLEITNER				52.97 (6)	1:45.60 (6)		
	728 Judith FRANZEN				52.93 (5)	2:38.53 (6)		
	757 Alica SCHMIDT				51.95 (7)			
7	SOUTH AFRICA	RSA	5	0.228	3:34.68			
	1047 Miranda Charlene COETZEE				52.74 (5)			
	1060 Marlie VILJOEN				54.89 (8)	1:47.63 (8)		
	1050 Gontse Martha MORAKE				55.39 (7)	2:43.02 (8)		
	1058 Zenéy VAN DER WALT				51.66 (5)			
	NETHERLANDS	NED	6	0.158	DQ	TR24.6		
	956 Hanneke OOSTERWEGEL				53.34 (8)			
	952 Lieke KLAVER				49.63 (1)	1:42.97 (3)		
	957 Cathelijn PEETERS				56.23 (8)	2:39.20 (7)		
	948 Femke BOL				49.38 (1)			

RESULTS

4 x 400 Metres Relay Women - Round 1

NOTE WA Rule TR24.6 - Fault at recovering a dropped baton

INTERMEDIATE TIMES

400m	51.01 UNITED STATES	800m	1:41.62 UNITED STATES
1200m	2:32.63 UNITED STATES		

Heat 2

23 July 2022 17:22 START TIME

25° C TEMPERATURE 51 % HUMIDITY

PLACE	TEAM	BIB	LANE	REACTION	RESULT		Fr
1	JAMAICA	JAM	8	0.161	3:24.23	Q	SB
	861 Stacey Ann WILLIAMS				52.13 (1)		
	831 Junelle BROMFIELD				50.94 (1)	1:43.07 (1)	
	841 Tiffany JAMES				50.94 (1)	2:34.01 (1)	
	863 Charokee YOUNG				50.22 (1)		
2	BELGIUM	BEL	2	0.160	3:28.02	Q	SB
	459 Naomi VAN DEN BROECK				53.65 (6)		
	461 Imke VERVAET				51.95 (4)	1:45.60 (5)	
	455 Helena PONETTE				51.49 (3)	2:37.09 (5)	
	454 Camille LAUS				50.93 (2)		
3	CANADA	CAN	6	0.171	3:28.49	Q	SB
	516 Micha POWELL				53.46 (5)		
	521 Aiyanna STIVERNE				51.95 (4)	1:45.41 (4)	
	495 Kyra CONSTANTINE				51.00 (2)	2:36.41 (2)	
	509 Natassha MCDONALD				52.08 (5)		
4	ITALY	ITA	4	0.134	3:28.72	q	SB
	821 Anna POLINARI				53.18 (3)		
	810 Ayomide Temilade FOLORUNSO				51.59 (2)	1:44.77 (3)	
	826 Virginia TROIANI				52.30 (4)	2:37.07 (4)	
	816 Alice MANGIONE				51.65 (3)		
5	POLAND	POL	7	0.212	3:29.34		
	1023 Justyna ŚWIĘTY-ERSETIC				52.37 (2)		
	1006 Iga BAUMGART-WITAN				51.90 (3)	1:44.27 (2)	
	1008 Kinga GACKA				52.56 (5)	2:36.83 (3)	
	1010 Matgorzata HOŁUB-KOWALIK				52.51 (6)		
6	NORWAY	NOR	1	0.161	3:32.00		
	981 Astri ERTZGAARD				54.42 (7)		
	987 Elisabeth SLETTUM				52.76 (6)	1:47.18 (7)	
	986 Linn OPPEGAARD				52.75 (6)	2:39.93 (7)	
	984 Amalie IUEL				52.07 (4)		
7	SPAIN	ESP	3	0.186	3:32.87		
	623 Eva SANTIDRIÁN				53.40 (4)		
	609 Aauri Lorena BOKESA				52.85 (7)	1:46.25 (6)	
	615 Laura HERNÁNDEZ				53.24 (7)	2:39.49 (6)	
	607 Carmen AVILÉS				53.38 (7)		
BAHAMAS	BAH	5		DNS			

RESULTS

4 x 400 Metres Relay Women - Round 1

INTERMEDIATE TIMES

400m	52.13 JAMAICA	800m	1:43.07 JAMAICA
1200m	2:34.01 JAMAICA		

ALL-TIME OUTDOOR TOP LIST				2022 OUTDOOR TOP LIST			
RESULT	TEAM	VENUE	DATE	RESULT	TEAM	VENUE	2022
3:15.17	SOVIET UNION (URS)	Asiad Stadium, Jamsil, Seoul (KOR)	1 Oct 88	3:21.93	KENTUCKY (USA)	Ole Miss T&F Complex, Oxford, MS (USA)	14 May
3:15.51	UNITED STATES (USA)	Asiad Stadium, Jamsil, Seoul (KOR)	1 Oct 88	3:23.38	UNITED STATES (USA)	Oregon	23 Jul
3:15.92	GERMAN DEMOCRATIC REPUBLIC (GDR)	Erfurt (GER)	3 Jun 84	3:23.92	GREAT BRITAIN & NI (GBR)	Oregon	23 Jul
3:18.38	RUSSIA (RUS)	Gottlieb-Daimler Stadion, Stuttgart (GER)	22 Aug 93	3:24.23	JAMAICA (JAM)	Oregon	23 Jul
3:18.71	JAMAICA (JAM)	DS, Daegu (KOR)	3 Sep 11	3:28.02	BELGIUM (BEL)	Oregon	23 Jul
3:20.04	GREAT BRITAIN & NI (GBR)	Stadium Nagai, Osaka (JPN)	2 Sep 07	3:28.49	CANADA (CAN)	Oregon	23 Jul
3:20.20	UNIFIED TEAM (EUN)	Estadio Olímpico, Barcelona (ESP)	8 Aug 92	3:28.58	GERMANY B (GER)	Universitätsstadion Am Biopark, Regensbu	3 Jun
3:20.32	CZECHOSLOVAKIA (TCH)	Olympiastadion, Helsinki (FIN)	14 Aug 83	3:28.58	NORWAY (NOR)	Bislett Stadion, Oslo (NOR)	16 Jun
3:20.53	POLAND (POL)	National Stadium, Tokyo (JPN)	7 Aug 21	3:28.72	ITALY (ITA)	Oregon	23 Jul
3:20.92	GERMANY (GER)	Olympic Stadium, Athina (GRE)	10 Aug 97	3:28.89	FRANCE (FRA)	Oregon	23 Jul

RESULTS

4 x 400 Metres Relay Women - Final



RECORDS	RESULT	TEAM	COUNTRY	VENUE	DATE
World Record WR	3:15.17	Soviet Union	URS	Olympic Stadium, Jamsil, Seoul (KOR)	1 Oct 1988
Championships Record CR	3:16.71	United States	USA	Gottlieb-Daimler Stadion, Stuttgart (GER)	22 Aug 1993
World Leading WL	3:17.79	United States	USA	Oregon	24 Jul 2022
Area Record AR		National Record NR		Season Best SB	

24 July 2022 19:53 START TIME 31° C 41 %
TEMPERATURE HUMIDITY

PLACE	TEAM	BIB	LANE	REACTION	RESULT	Fr
1	UNITED STATES	USA	5	0.141	3:17.79	WL
	1154 Talitha DIGGS				50.50 (1)	
	1206 Abby STEINER				49.99 (2)	1:40.49 (1)
	1218 Britton WILSON				49.39 (1)	2:29.88 (1)
	1188 Sydney MCLAUGHLIN				47.91 (1)	
2	JAMAICA	JAM	4	0.157	3:20.74	SB
	844 Candice MCLEOD				50.76 (3)	
	850 Janieve RUSSELL				49.90 (1)	1:40.66 (2)
	845 Stephenie Ann MCPHERSON				49.95 (2)	2:30.61 (2)
	863 Charokee YOUNG				50.13 (2)	
3	GREAT BRITAIN & NI	GBR	6	0.247	3:22.64	SB
	708 Victoria OHURUOGU				50.59 (2)	
	721 Nicole YEARGIN				50.19 (3)	1:40.78 (3)
	695 Jessie KNIGHT				51.26 (3)	2:32.04 (3)
	706 Laviai NIELSEN				50.60 (5)	
4	CANADA	CAN	7	0.171	3:25.18	SB
	509 Natassha MCDONALD				50.92 (4)	
	521 Aiyanna STIVERNE				50.71 (4)	1:41.63 (4)
	519 Zoe SHERAR				52.98 (8)	2:34.61 (4)
	495 Kyra CONSTANTINE				50.57 (4)	
5	FRANCE	FRA	8	0.244	3:25.81	SB
	674 Sokhna LACOSTE				52.30 (5)	
	672 Shana GREBO				50.91 (6)	1:43.21 (5)
	678 Sounkamba SYLLA				52.11 (6)	2:35.32 (5)
	668 Amandine BROSSIER				50.49 (3)	
6	BELGIUM	BEL	3	0.178	3:26.29	SB
	455 Helena PONETTE				52.50 (7)	
	461 Imke VERVAET				51.02 (7)	1:43.52 (7)
	451 Paulien COUCKUYT				52.06 (5)	2:35.58 (6)
	454 Camille LAUS				50.71 (6)	
7	ITALY	ITA	2	0.140	3:26.45	SB
	821 Anna POLINARI				52.46 (6)	
	810 Ayomide Temilade FOLORUNSO				50.77 (5)	1:43.23 (6)
	826 Virginia TROIANI				52.37 (7)	2:35.60 (7)
	816 Alice MANGIONE				50.85 (7)	
8	SWITZERLAND	SUI	1	0.169	3:27.81	SB
	1088 Silke LEMMENS				52.60 (8)	
	1090 Julia NIEDERBERGER				51.29 (8)	1:43.89 (8)
	1078 Annina FAHR				51.73 (4)	2:35.62 (8)
	1080 Yasmin GIGER				52.19 (8)	

INTERMEDIATE TIMES

400m 50.50 UNITED STATES 800m 1:40.49 UNITED STATES
1200m 2:29.88 UNITED STATES



RESULTS
4 x 400 Metres Relay Women - Final

ALL-TIME OUTDOOR TOP LIST				2022 OUTDOOR TOP LIST			
RESULT	TEAM	VENUE	DATE	RESULT	TEAM	VENUE	2022
3:15.17	SOVIET UNION (URS)	Jamsil Stadium, Jamsil, Seoul (KOR)	1 Oct 88	3:17.79	UNITED STATES (USA)	Oregon	24 Jul
3:15.51	UNITED STATES (USA)	Jamsil Stadium, Jamsil, Seoul (KOR)	1 Oct 88	3:20.74	JAMAICA (JAM)	Oregon	24 Jul
3:15.92	GERMAN DEMOCRATIC REPUBLIC (GDR)	Erfurt (GER)	3 Jun 84	3:21.93	KENTUCKY (USA)	Ole Miss T&F Complex, Oxford, MS (USA)	14 May
3:18.38	RUSSIA (RUS)	Gottlieb-Daimler Stadion, Stuttgart (GER)	22 Aug 93	3:22.64	GREAT BRITAIN & NI (GBR)	Oregon	24 Jul
3:18.71	JAMAICA (JAM)	DS, Daegu (KOR)	3 Sep 11	3:25.18	CANADA (CAN)	Oregon	24 Jul
3:20.04	GREAT BRITAIN & NI (GBR)	Stadium Nagai, Osaka (JPN)	2 Sep 07	3:25.81	FRANCE (FRA)	Oregon	24 Jul
3:20.20	UNIFIED TEAM (EUN)	Estadio Olímpico, Barcelona (ESP)	8 Aug 92	3:26.29	BELGIUM (BEL)	Oregon	24 Jul
3:20.32	CZECHOSLOVAKIA (TCH)	Olympiastadion, Helsinki (FIN)	14 Aug 83	3:26.45	ITALY (ITA)	Oregon	24 Jul
3:20.53	POLAND (POL)	National Stadium, Tokyo (JPN)	7 Aug 21	3:27.81	SWITZERLAND (SUI)	Oregon	24 Jul
3:20.92	GERMANY (GER)	Olympic Stadium, Athina (GRE)	10 Aug 97	3:28.58	GERMANY B (GER)	Universitätsstadion Am Biopark, Regensbu	3 Jun
				3:28.58	NORWAY (NOR)	Bislett Stadion, Oslo (NOR)	16 Jun

RESULTS

4 x 400 Metres Relay Mixed - Round 1

First 3 of each heat (Q) plus 2 fastest times (q) qualify to Final

RECORDS	RESULT	TEAM	COUNTRY	VENUE	DATE
World Record WR	3:09.34	United States	USA	Khalifa International Stadium, Doha (QAT)	29 Sep 2019
Championships Record CR	3:09.34	United States	USA	Khalifa International Stadium, Doha (QAT)	29 Sep 2019
World Leading WL	3:11.75	United States	USA	Oregon	15 Jul 2022
Area Record AR		National Record NR		Season Best SB	

Heat 1 **2**

15 July 2022 11:38 START TIME

19° C TEMPERATURE 67% HUMIDITY

PLACE	TEAM	BIB	LANE	REACTION	RESULT	Q	WL	SB	Fn
1	UNITED STATES	USA	4	0.189	3:11.75	Q	WL		
	2379 Elija GODWIN (M)				44.89 (1)				
	1204 Kennedy SIMON (W)				50.64 (2)		1:35.53 (2)		
	2411 Vernon NORWOOD (M)				44.74 (1)		2:20.27 (2)		
	1179 Wadeline JONATHAS (W)				51.48 (4)				
2	NETHERLANDS	NED	7	0.190	3:12.63	Q		SB	
	2159 Liemarvin BONEVACIA (M)				44.93 (2)				
	952 Lieke KLAVER (W)				49.46 (1)		1:34.39 (1)		
	2169 Tony VAN DIEPEN (M)				45.81 (5)		2:20.20 (1)		
	958 Eveline SAALBERG (W)				52.43 (7)				
3	POLAND	POL	2	0.148	3:13.70	Q		SB	
	2220 Kajetan DUSZYŃSKI (M)				46.33 (8)				
	1006 Iga BAUMGART-WITAN (W)				51.10 (5)		1:37.43 (7)		
	2233 Karol ZALEWSKI (M)				45.54 (2)		2:22.97 (5)		
	1023 Justyna ŚWIĘTY-ERSETIC (W)				50.73 (2)				
4	ITALY	ITA	5	0.187	3:13.89	q		SB	
	1991 Lorenzo BENATI (M)				45.80 (4)				
	810 Ayomide Temilade FOLORUNSO (W)				50.88 (4)		1:36.68 (3)		
	2001 Brayan LOPEZ (M)				45.68 (3)		2:22.36 (3)		
	816 Alice MANGIONE (W)				51.53 (5)				
5	NIGERIA	NGR	3	0.227	3:14.59	q		SB	
	2180 Samson Oghenewegba NATHANIE				46.12 (7)				
	969 Patience Okon GEORGE (W)				50.72 (3)		1:36.84 (4)		
	2174 Dubem AMENE (M)				45.79 (4)		2:22.63 (4)		
	976 Imaobong Nse UKO (W)				51.96 (6)				
6	GREAT BRITAIN & NI	GBR	8	0.162	3:14.75			SB	
	1858 Joseph BRIER (M)				45.48 (3)				
	688 Zoey CLARK (W)				51.49 (7)		1:36.97 (5)		
	1872 Alex HAYDOCK-WILSON (M)				47.09 (7)		2:24.06 (6)		
	706 Laviai NIELSEN (W)				50.69 (1)				
7	BELGIUM	BEL	1	0.211	3:16.01			SB	
	1579 Alexander DOOM (M)				45.89 (5)				
	454 Camille LAUS (W)				51.47 (6)		1:37.36 (6)		
	1580 Christian IGUACEL (M)				47.31 (8)		2:24.67 (7)		
	455 Helena PONETTE (W)				51.34 (3)				
8	JAPAN	JPN	6	0.269	3:17.31			SB	
	2064 Yuki Joseph NAKAJIMA (M)				46.06 (6)				
	879 Nanako MATSUMOTO (W)				52.36 (8)		1:38.42 (8)		
	2055 Ryuki IWASAKI (M)				46.35 (6)		2:24.77 (8)		
	874 Mayu KOBAYASHI (W)				52.54 (8)				

INTERMEDIATE TIMES

400m	44.89 UNITED STATES	800m	1:34.39 NETHERLANDS
1200m	2:20.20 NETHERLANDS		

RESULTS
4 x 400 Metres Relay Mixed - Round 1
Heat 2 **2**

15 July 2022 11:55 START TIME

22° C TEMPERATURE 53 % HUMIDITY

PLACE	TEAM	BIB	LANE	REACTION	RESULT	Q	SB	Fn
1	DOMINICAN REPUBLIC	DOM	1	0.213	3:13.22	Q	SB	
	1736 Lidio Andres FELIZ (M)				47.37 (5)			
	590 Fiordaliza COFIL (W)				50.62 (1)	1:37.99 (1)		
	1740 Alexander OGANDO (M)				45.73 (2)	2:23.72 (1)		
	593 Marileidy PAULINO (W)				49.50 (1)			
2	IRELAND	IRL	4	0.151	3:13.88	Q	SB	
	1979 Christopher O'DONNELL (M)				46.33 (3)			
	783 Sophie BECKER (W)				52.38 (7)	1:38.71 (5)		
	1980 Jack RAFTERY (M)				45.37 (1)	2:24.08 (4)		
	782 Rhasidat ADELEKE (W)				49.80 (2)			
3	JAMAICA	JAM	3	0.154	3:13.95	Q	SB	
	2027 Demish GAYE (M)				46.22 (1)			
	843 Roneisha MCGREGOR (W)				51.90 (3)	1:38.12 (3)		
	2017 Karayme BARTLEY (M)				45.77 (3)	2:23.89 (2)		
	841 Tiffany JAMES (W)				50.06 (3)			
4	SPAIN	ESP	8	0.128	3:16.14		SB	
	1759 Iñaki CAÑAL (M)				46.34 (4)			
	614 Sara GALLEGO (W)				51.74 (2)	1:38.08 (2)		
	1768 Óscar HUSILLOS (M)				45.96 (5)	2:24.04 (3)		
	623 Eva SANTIDRIÁN (W)				52.10 (4)			
5	GERMANY	GER	2	0.132	3:16.80		SB	
	1922 Patrick SCHNEIDER (M)				46.29 (2)			
	758 Corinna SCHWAB (W)				52.05 (4)	1:38.34 (4)		
	1921 Marvin SCHLEGEL (M)				46.17 (6)	2:24.51 (5)		
	757 Alica SCHMIDT (W)				52.29 (5)			
6	BRAZIL	BRA	5	0.180	3:18.19		SB	
	1618 Douglas HERNANDES MENDES (M)				47.42 (6)			
	477 Tiffani MARINHO (W)				52.09 (5)	1:39.51 (6)		
	1607 Vitor Hugo DE MIRANDA (M)				46.31 (7)	2:25.82 (6)		
	485 Tabata VITORINO (W)				52.37 (6)			
7	BAHAMAS	BAH	6	0.161	3:19.73		SB	
	1556 Bradley DORMEUS (M)				47.94 (7)			
	446 Megan MOSS (W)				52.23 (6)	1:40.17 (7)		
	1562 Alonzo RUSSELL (M)				45.80 (4)	2:25.97 (7)		
	442 Doneisha ANDERSON (W)				53.76 (7)			
	SOUTH AFRICA	RSA	7		DNS			

INTERMEDIATE TIMES

400m	46.22 JAMAICA	800m	1:37.99 DOMINICAN REPUBLIC
1200m	2:23.72 DOMINICAN REPUBLIC		

RESULTS

4 x 400 Metres Relay Mixed - Round 1

ALL-TIME OUTDOOR TOP LIST				2022 OUTDOOR TOP LIST			
RESULT	TEAM	VENUE	DATE	RESULT	TEAM	VENUE	2022
3:09.34	UNITED STATES (USA)	International Stadium, Doha (QAT)	29 Sep 19	3:11.75	UNITED STATES (USA)	Oregon	15 Jul
3:09.87	POLAND (POL)	National Stadium, Tokyo (JPN)	31 Jul 21	3:12.63	NETHERLANDS (NED)	Oregon	15 Jul
3:10.21	DOMINICAN REPUBLIC (DOM)	National Stadium, Tokyo (JPN)	31 Jul 21	3:13.22	DOMINICAN REPUBLIC (DOM)	Oregon	15 Jul
3:10.36	NETHERLANDS (NED)	National Stadium, Tokyo (JPN)	31 Jul 21	3:13.70	POLAND (POL)	Oregon	15 Jul
3:11.51	BELGIUM (BEL)	National Stadium, Tokyo (JPN)	31 Jul 21	3:13.88	IRELAND (IRL)	Oregon	15 Jul
3:11.76	JAMAICA (JAM)	National Stadium, Tokyo (JPN)	30 Jul 21	3:13.89	ITALY (ITA)	Oregon	15 Jul
3:11.82	BAHRAIN (BRN)	Khalifa International Stadium, Doha (QAT)	29 Sep 19	3:13.95	JAMAICA (JAM)	Oregon	15 Jul
3:11.95	GREAT BRITAIN & NI (GBR)	National Stadium, Tokyo (JPN)	30 Jul 21	3:14.59	NIGERIA (NGR)	Oregon	15 Jul
3:12.88	IRELAND (IRL)	National Stadium, Tokyo (JPN)	30 Jul 21	3:14.75	GREAT BRITAIN & NI (GBR)	Oregon	15 Jul
3:12.94	GERMANY (GER)	National Stadium, Tokyo (JPN)	30 Jul 21	3:16.01	BELGIUM (BEL)	Oregon	15 Jul

RESULTS

4 x 400 Metres Relay Mixed - Final



INTERMEDIATES ADDED

RECORDS	RESULT	TEAM	COUNTRY	VENUE	DATE
World Record WR	3:09.34	United States	USA	Khalifa International Stadium, Doha (QAT)	29 Sep 2019
Championships Record CR	3:09.34	United States	USA	Khalifa International Stadium, Doha (QAT)	29 Sep 2019
World Leading WL	3:09.82	Dominican Republic	DOM	Oregon	15 Jul 2022
Area Record AR		National Record NR		Season Best SB	

15 July 2022 19:50 START TIME 28° C 41 %
 TEMPERATURE HUMIDITY

PLACE	TEAM	BIB	LANE	REACTION	RESULT	WL	NR	SB	Fn
1	DOMINICAN REPUBLIC	DOM	4	0.216	3:09.82	WL			
	1736 Lidio Andres FELIZ (M)				46.31 (4)				
	593 Marileidy PAULINO (W)				48.47 (1)	1:34.78 (1)			
	1740 Alexander OGANDO (M)				45.12 (4)	2:19.90 (2)			
	590 Fiordaliza COFIL (W)				49.92 (2)				
2	NETHERLANDS	NED	3	0.166	3:09.90		NR		
	2159 Liemarvin BONEVACIA (M)				46.50 (7)				
	952 Lieke KLAVER (W)				49.32 (2)	1:35.82 (3)			
	2169 Tony VAN DIEPEN (M)				45.13 (5)	2:20.95 (3)			
	948 Femke BOL (W)				48.95 (1)				
3	UNITED STATES	USA	6	0.195	3:10.16			SB	
	2379 Elija GODWIN (M)				44.71 (1)				
	1160 Allyson FELIX (W)				50.15 (3)	1:34.86 (2)			
	2411 Vernon NORWOOD (M)				44.40 (1)	2:19.26 (1)			
	1204 Kennedy SIMON (W)				50.90 (4)				
4	POLAND	POL	8	0.151	3:12.31			SB	
	2233 Karol ZALEWSKI (M)				45.72 (2)				
	1023 Justyna ŚWIĘTY-ERSETIC (W)				51.22 (6)	1:36.94 (5)			
	2220 Kajetan DUSZYŃSKI (M)				45.04 (2)	2:21.98 (5)			
	1011 Natalia KACZMAREK (W)				50.33 (3)				
5	JAMAICA	JAM	7	0.156	3:12.71			SB	
	2027 Demish GAYE (M)				46.38 (5)				
	841 Tiffany JAMES (W)				50.24 (4)	1:36.62 (4)			
	2017 Karayme BARTLEY (M)				45.09 (3)	2:21.71 (4)			
	861 Stacey Ann WILLIAMS (W)				51.00 (5)				
6	NIGERIA	NGR	2	0.171	3:16.21				
	2180 Samson Oghenewegba NATHANIE				46.44 (6)				
	976 Imaobong Nse UKO (W)				52.17 (7)	1:38.61 (8)			
	2174 Dubem AMENE (M)				45.66 (6)	2:24.27 (6)			
	969 Patience Okon GEORGE (W)				51.94 (7)				
7	ITALY	ITA	1	0.187	3:16.45				
	1991 Lorenzo BENATI (M)				47.16 (8)				
	810 Ayomide Temilade FOLORUNSO (W)				51.10 (5)	1:38.26 (6)			
	2001 Brayon LOPEZ (M)				46.30 (8)	2:24.56 (8)			
	816 Alice MANGIONE (W)				51.89 (6)				
8	IRELAND	IRL	5	0.183	3:16.86				
	1979 Christopher O'DONNELL (M)				46.26 (3)				
	783 Sophie BECKER (W)				52.24 (8)	1:38.50 (7)			
	1980 Jack RAFTERY (M)				45.90 (7)	2:24.40 (7)			
	789 Sharlene MAWDSLEY (W)				52.46 (8)				

RESULTS
4 x 400 Metres Relay Mixed - Final
INTERMEDIATES ADDED

NOTE  BIB DOM (Dominican Republic) - Unsporting manner / improper conduct
 BIB NGR (Nigeria) - Lane infringement

INTERMEDIATE TIMES

400m	44.71 UNITED STATES	800m	1:34.78 DOMINICAN REPUBLIC
1200m	2:19.26 UNITED STATES		

ALL-TIME OUTDOOR TOP LIST

RESULT	TEAM	VENUE	DATE
3:09.34	UNITED STATES (USA)	International Stadium, Doha (QAT)	29 Sep 19
3:09.82	DOMINICAN REPUBLIC (DOM)	Oregon	15 Jul 22
3:09.87	POLAND (POL)	National Stadium, Tokyo (JPN)	31 Jul 21
3:09.90	NETHERLANDS (NED)	Oregon	15 Jul 22
3:11.51	BELGIUM (BEL)	National Stadium, Tokyo (JPN)	31 Jul 21
3:11.76	JAMAICA (JAM)	National Stadium, Tokyo (JPN)	30 Jul 21
3:11.82	BAHRAIN (BRN)	Khalifa International Stadium, Doha (QAT)	29 Sep 19
3:11.95	GREAT BRITAIN & NI (GBR)	tional Stadium, Tokyo (JPN)	30 Jul 21
3:12.88	IRELAND (IRL)	National Stadium, Tokyo (JPN)	30 Jul 21
3:12.94	GERMANY (GER)	National Stadium, Tokyo (JPN)	30 Jul 21

2022 OUTDOOR TOP LIST

RESULT	TEAM	VENUE	2022
3:09.82	DOMINICAN REPUBLIC (DOM)	Oregon	15 Jul
3:09.90	NETHERLANDS (NED)	Oregon	15 Jul
3:10.16	UNITED STATES (USA)	Oregon	15 Jul
3:12.31	POLAND (POL)	Oregon	15 Jul
3:12.71	JAMAICA (JAM)	Oregon	15 Jul
3:13.88	IRELAND (IRL)	Oregon	15 Jul
3:13.89	ITALY (ITA)	Oregon	15 Jul
3:14.59	NIGERIA (NGR)	Oregon	15 Jul
3:14.75	GREAT BRITAIN & NI (GBR)	Oregon	15 Jul
3:16.01	BELGIUM (BEL)	Oregon	15 Jul