

Daily Competition Schedule

TIMING, RESULTS SERVICE &
DISTANCE MEASUREMENT BY  **SWISS TIMING**

THU 26 JUN 2025

Time	Event	Round
16:00	Pole Vault Women	Group A
16:00	Pole Vault Women	Group B
18:20	Pole Vault Men	Group A
18:20	Pole Vault Men	Group B

Daily Competition Schedule

TIMING, RESULTS SERVICE &
DISTANCE MEASUREMENT BY  **SWISS TIMING**

FRI 27 JUN 2025

Time	Event	Round
18:20	Hammer Throw Men	
18:41	Shot Put Women	
19:10	400m Women	Heat B
19:17	400m Women	Heat A
19:30	400m Men	Heat B
19:37	400m Men	Heat A
20:00	5000m Women	
20:22	Triple Jump Men	
20:30	800m Men	Heat B
20:37	Discus Throw Women	
20:44	800m Men	Heat A
20:55	3000m Steeplechase Men	
21:18	100m Women	Heat B
21:25	100m Women	Heat A
21:35	100m Men	Heat B
21:42	100m Men	Heat A

Daily Competition Schedule

TIMING, RESULTS SERVICE &
DISTANCE MEASUREMENT BY  **SWISS TIMING**

SAT 28 JUN 2025

Time	Event	Round
18:00	Long Jump Men	
18:17	Hammer Throw Women	
19:22	110m Hurdles Men	Heat B
19:29	110m Hurdles Men	Heat A
19:49	High Jump Men	Group A
19:49	High Jump Men	Group B
19:53	100m Hurdles Women	Heat B
20:00	100m Hurdles Women	Heat A
20:15	800m Women	Heat B
20:22	Triple Jump Women	
20:29	800m Women	Heat A
20:37	Discus Throw Men	
20:43	400m Hurdles Men	Heat B
20:50	400m Hurdles Men	Heat A
21:01	400m Hurdles Women	Heat B
21:08	400m Hurdles Women	Heat A
21:20	4x100m Relay Men	Heat B
21:27	4x100m Relay Men	Heat A
21:38	4x100m Relay Women	Heat B
21:45	4x100m Relay Women	Heat A

Daily Competition Schedule

TIMING, RESULTS SERVICE &
DISTANCE MEASUREMENT BY  **SWISS TIMING**

SUN 29 JUN 2025

Time	Event	Round
18:00	Shot Put Men	
18:15	Javelin Throw Women	
19:00	200m Women	Heat B
19:07	200m Women	Heat A
19:20	200m Men	Heat B
19:27	200m Men	Heat A
19:40	High Jump Women	Group A
19:40	High Jump Women	Group B
19:48	1500m Women	
19:59	Long Jump Women	
20:11	1500m Men	
20:22	Javelin Throw Men	
20:40	3000m Steeplechase Women	
21:10	5000m Men	
21:46	4x400m Relay Mixed	Heat B
21:55	4x400m Relay Mixed	Heat A

Results

Pole Vault Women

26 JUN 2025

EUROPEAN RECORD	5.06	ISINBAYEVA Yelena	RUS	Zürich (SUI)	28 AUG 2009
CHAMPIONSHIP RECORD	4.75	SPIEGELBURG Silke	GER	Stockholm (SWE)	18 JUN 2011
CHAMPIONSHIP RECORD	4.75	ROGOWSKA Anna	POL	Stockholm (SWE)	18 JUN 2011
CHAMPIONSHIP RECORD	4.75	SPIEGELBURG Silke	GER	Cheboksary (RUS)	20 JUN 2015

TIMING, RESULTS SERVICE & DISTANCE MEASUREMENT BY  **SWISS TIMING**

Weather Begin TEMPERATURE **33 °C** HUMIDITY **26 %** CONDITIONS **Sunny**
Weather End TEMPERATURE **31 °C** HUMIDITY **27 %** CONDITIONS **Sunny**

Rank	Ctry	Name	Result	Points
1	CZE	Czechia ŠVÁBÍKOVÁ Amálie	4.65	16
2	UKR	Ukraine KYLYPKO Maryna	4.65 SB	15
3	SUI	Switzerland MOSEER Angelica	4.55	14
4	ITA	Italy MOLINAROLO Elisa	4.45	13
5	GBR	Great Britain & Northern Ireland TUTTON Gemma	4.45 PB	12
6	GRE	Greece ADAMOPOULOU Ariadni	4.30	10.5
6	NED	Netherlands de JONG Elise	4.30	10.5
8	HUN	Hungary KLEKNER Hanga	4.30	9
9	SWE	Sweden ALVERO Sandra	4.30	8
10	ESP	Spain CLEMENTE Monica	4.30 SB	7
11	FIN	Finland ANDERSSON Saga	4.30	4.5
11	FRA	France BONNIN Marie-Julie	4.30	4.5
11	POL	Poland GABORSKA Zofia	4.30 PB	4.5
11	LTU	Lithuania MIKLYCIUTE Rugile	4.30 NR	4.5
15	GER	Germany PETERSHOFEN Friedelinde	4.15	2
	POR	Portugal PEREIRA Cátia	DNS	0

Results

Pole Vault Women

26 JUN 2025

Group A Start Time 16:04

Rank	Country	Name	4.00	4.15	4.30	4.45	4.55	4.65	4.70	4.75
1	CZE	ŠVÁBÍKOVÁ A	-	-	XO	-	O	XO	X-	XX
2	UKR	KYLYPKO M	-	O	O	O	XXO	XO	X	
3	SUI	MOSER A	-	-	XO	XO	XO	X		
4	ITA	MOLINAROLO E	-	O	O	O	XXX			
5	NED	de JONG E	-	O	O	XXX				
6	HUN	KLEKNER H	-	XXO	O	XX				
7	FIN	ANDERSSON S	-	O	XXO	XX				
7	FRA	BONNIN MJ	-	-	XXO	XX				

Group B Start Time 15:03

Rank	Country	Name	3.60	3.80	4.00	4.15	4.30	4.45	4.55
1	GBR	TUTTON G	-	-	O	XO	XXO	O	X
2	GRE	ADAMOPOULOU A	-	-	-	O	O	XXX	
3	SWE	ALVERO S	O	XO	XO	XO	O	X	
4	ESP	CLEMENTE M	-	O	O	O	XO	XXX	
5	POL	GABORSKA Z	-	-	O	O	XXO	XX	
5	LTU	MIKLYCIUTE R	-	O	O	O	XXO	XX	
7	GER	PETERSHOFEN F	-	-	O	XXO	XX		
	POR	PEREIRA C							

Cup standings after 1 of 37 events

1	CZE	16	4	ITA	13	6	GRE	10.5	10	ESP	7	11	FIN	4.5
2	UKR	15	5	GBR	12	8	HUN	9	11	POL	4.5	11	LTU	4.5
3	SUI	14	6	NED	10.5	9	SWE	8	11	FRA	4.5	15	GER	2


Legend
DNS Did Not Start **NR** National Record **PB** Personal Best **SB** Season Best

Results

Pole Vault Men

26 JUN 2025

EUROPEAN RECORD	6.28	DUPLANTIS Armand	SWE	Stockholm (SWE)	15 JUN 2025
CHAMPIONSHIP RECORD	6.01	LAVILLENIE Renaud	FRA	Leiria (POR)	21 JUN 2009

TIMING, RESULTS SERVICE & DISTANCE MEASUREMENT BY  **SWISS TIMING**

Weather Begin TEMPERATURE 32 °C HUMIDITY 20 % CONDITIONS Sunny

Weather End TEMPERATURE 32 °C HUMIDITY 20 % CONDITIONS Sunny

Rank	Ctry	Name	Result	Points
1	NED	Netherlands VLOON Menno	5.80	16
2	POL	Poland LISEK Piotr	5.70	15
3	HUN	Hungary BÖNDÖR Márton	5.70 PB	13.5
3	CZE	Czechia ŠCERBA Matej	5.70 PB	13.5
5	FIN	Finland KUJANPÄÄ Urho	5.70 =PB	11.5
5	UKR	Ukraine ONUFRIYEV Oleksandr	5.70 PB	11.5
7	ESP	Spain BRAVO Juan Luis	5.60	10
8	FRA	France COLLET Thibaut	5.60	9
9	GBR	Great Britain & Northern Ireland HEARD Owen	5.45	8
10	ITA	Italy OLIVERI Matteo	5.45	7
11	SUI	Switzerland IMSAND Valentin	5.45	6
12	POR	Portugal BUARÓ Pedro	5.30	5
13	SWE	Sweden JÖNSSON Linus	5.10	3.5
13	LTU	Lithuania LAURYNAS Nikodemus	5.10 =PB	3.5
	GER	Germany BLECH Torben	NM	0
	GRE	Greece KARALIS Emmanouil	DNS	0

Group A

Start Time 18:23

Rank	Country	Name	5.30	5.45	5.60	5.70	5.80	5.85	5.90	5.95	6.00
1	NED	VLOON M	-	XO	-	O	XO	-	-	-	XXX
2	POL	LISEK P	-	O	XO	O	XXX				
3	CZE	ŠCERBA M	O	O	XX-	O	XX				
4	FRA	COLLET T	-	O	XO	XX-	X				
5	ITA	OLIVERI M	XO	XO	XX						
6	SUI	IMSAND V	XXO	XO	X						
	GER	BLECH T	-	XXX							
	GRE	KARALIS E									

Results

Pole Vault Men

26 JUN 2025

Group B

Start Time 17:23

Rank	Country	Name	4.90	5.10	5.30	5.45	5.60	5.70	5.80
1	HUN	BÖNDÖR M	XO	O	O	O	XO	O	XX
2	FIN	KUJANPÄÄ U	-	O	XO	O	XO	XO	X
2	UKR	ONUFRIYEV O	-	O	XO	XO	O	XO	X
4	ESP	BRAVO JL	-	O	O	XXO	O	r	
5	GBR	HEARD O	O	O	O	XO	Xr		
6	POR	BUARÓ P	-	-	XO	XXX			
7	SWE	JÖNSSON L	-	XO	XXX				
7	LTU	LAURYNAS N	O	XO	XXX				

Team standings after 2 of 37 events

1	CZE	29.5	5	SUI	20	9	ESP	17	13	GRE	10.5
2	NED	26.5	6	ITA	20	10	FIN	16	14	LTU	8
3	UKR	26.5	7	GBR	20	11	FRA	13.5	15	POR	5
4	HUN	22.5	8	POL	19.5	12	SWE	11.5	16	GER	2

Legend

=PB Equal Personal Best

DNS Did Not Start

PB Personal Best

Website: www.european-athletics.com

Page 2 of 2

Report created THU 26 JUN 2025 20:09

OFFICIAL PARTNERS



BROADCAST PARTNER



Results

400m Women

27 JUN 2025

EUROPEAN RECORD	47.60	KOCH Marita	GDR	Canberra (AUS)	6 OCT 1985
CHAMPIONSHIP RECORD	49.82	BOL Femke	NED	Chorzów (POL)	23 JUN 2023

TIMING, RESULTS SERVICE & DISTANCE MEASUREMENT BY  **SWISS TIMING**

TEMPERATURE
36 °C

HUMIDITY
14 %

CONDITIONS
Sunny

Rank	Ctry	Name	Result	Points
1	NED	Netherlands BOL Femke	49.48 CR EL	16
2	POL	Poland BUKOWIECKA Natalia	50.14 SB	15
3	ESP	Spain SEVILLA Paula	50.70 PB	14
4	ITA	Italy POLINARI Anna	50.76 PB	13
5	GBR	Great Britain & Northern Ireland NEWNHAM Emily	50.84 PB	12
6	FIN	Finland BAAS Mette	51.47 PB	11
7	GER	Germany MARTIN Johanna	51.55 PB	10
8	CZE	Czechia VONDROVÁ Lada	51.68	9
9	FRA	France BROSSIER Amandine	52.08	8
10	SUI	Switzerland GUBELMANN Catia	52.15	7
11	SWE	Sweden WESTER Elna	52.32 PB	6
12	POR	Portugal VANESSA Carina	52.62 PB	5
13	LTU	Lithuania MORAUSKAITE Modesta Juste	52.76 SB	4
14	HUN	Hungary SZENTGYÖRGYI Zita	53.74	3
15	UKR	Ukraine YAROSHYNA Alina	54.19	2
16	GRE	Greece PAPAVASILEIOU Alexia	54.34	1

Heat B Start Time 19:10

Rank	Ctry	Name	Reaction time	Result
1	FIN	BAAS Mette	0.143	51.47 PB
2	SUI	GUBELMANN Catia	0.169	52.15
3	SWE	WESTER Elna	0.167	52.32 PB
4	POR	VANESSA Carina	0.174	52.62 PB
5	LTU	MORAUSKAITE Modesta Juste	0.200	52.76 SB
6	HUN	SZENTGYÖRGYI Zita	0.148	53.74
7	UKR	YAROSHYNA Alina	0.179	54.19
8	GRE	PAPAVASILEIOU Alexia	0.187	54.34

Heat A Start Time 19:18

Rank	Ctry	Name	Reaction time	Result
1	NED	BOL Femke	0.162	49.48 CR,EL
2	POL	BUKOWIECKA Natalia	0.167	50.14 SB
3	ESP	SEVILLA Paula	0.148	50.70 PB
4	ITA	POLINARI Anna	0.132	50.76 PB
5	GBR	NEWNHAM Emily	0.176	50.84 PB
6	GER	MARTIN Johanna	0.184	51.55 PB
7	CZE	VONDROVÁ Lada	0.195	51.68
8	FRA	BROSSIER Amandine	0.214	52.08

Results

400m Women

27 JUN 2025

Team standings after 3 of 37 events

1	NED	42.5	5	GBR	32	9	FIN	27	13	GER	12
2	CZE	38.5	6	ESP	31	10	HUN	25.5	14	LTU	12
3	POL	34.5	7	UKR	28.5	11	FRA	21.5	15	GRE	11.5
4	ITA	33	8	SUI	27	12	SWE	17.5	16	POR	10

Legend
CR Championship Record **EL** European Lead **PB** Personal Best **SB** Season Best

Results

400m Men

27 JUN 2025

EUROPEAN RECORD	43.44	HUDSON-SMITH Matthew	GBR	Paris (FRA)	7 AUG 2024
CHAMPIONSHIP RECORD	44.88	INGVALDSEN Håvard Bentsdal	NOR	Chorzów (POL)	23 JUN 2023

TIMING, RESULTS SERVICE & DISTANCE MEASUREMENT BY  **SWISS TIMING**

TEMPERATURE
36 °C

HUMIDITY
14 %

CONDITIONS
Sunny

Rank	Ctry	Name	Result	Points
1	GBR	Great Britain & Northern Ireland REARDON Samuel	44.60 CR PB	16
2	UKR	Ukraine POHORILKO Oleksandr	44.81 NR	15
3	HUN	Hungary ENYINGI Patrik Simon	44.84 =NR	14
4	ITA	Italy SCOTTI Edoardo	44.93 PB	13
5	NED	Netherlands PHIJFFERS Jonas	45.13	12
6	POL	Poland SZWED Maksymilian	45.18 PB	11
7	FRA	France ANDANT Téo	45.21 SB	10
8	SWE	Sweden BENGTSTRÖM Carl	45.38 SB	9
9	GRE	Greece FRANKS George John	45.46	8
10	SUI	Switzerland GENDRE Vincent	45.65 PB	7
11	ESP	Spain BEA Manuel	45.89	6
12	CZE	Czechia KRSEK Matej	46.01	5
13	POR	Portugal ELKHATIB Omar	46.24	4
14	FIN	Finland ALATUPA Konsta	46.32 PB	3
15	LTU	Lithuania KERŠULIS Tomas	46.55	2
16	GER	Germany BREDAU Jean Paul	46.64	1

Heat B Start Time 19:30

Rank	Ctry	Name	Reaction time	Result
1	ITA	SCOTTI Edoardo	0.191	44.93 PB
2	SWE	BENGTSTRÖM Carl	0.169	45.38 SB
3	SUI	GENDRE Vincent	0.170	45.65 PB
4	ESP	BEA Manuel	0.157	45.89
5	CZE	KRSEK Matej	0.142	46.01
6	POR	ELKHATIB Omar	0.143	46.24
7	FIN	ALATUPA Konsta	0.139	46.32 PB
8	LTU	KERŠULIS Tomas	0.141	46.55

Heat A Start Time 19:38

Rank	Ctry	Name	Reaction time	Result
1	GBR	REARDON Samuel	0.205	44.60 CR,PB
2	UKR	POHORILKO Oleksandr	0.195	44.81 NR
3	HUN	ENYINGI Patrik Simon	0.153	44.84 =NR
4	NED	PHIJFFERS Jonas	0.177	45.13
5	POL	SZWED Maksymilian	0.167	45.18 PB
6	FRA	ANDANT Téo	0.166	45.21 SB
7	GRE	FRANKS George John	0.137	45.46
8	GER	BREDAU Jean Paul	0.145	46.64

Results

400m Men

27 JUN 2025

Team standings after 4 of 37 events

1	NED	54.5	5	CZE	43.5	9	SUI	34	13	GRE	19.5
2	GBR	48	6	UKR	43.5	10	FRA	31.5	14	LTU	14
3	ITA	46	7	HUN	39.5	11	FIN	30	15	POR	14
4	POL	45.5	8	ESP	37	12	SWE	26.5	16	GER	13

Legend
=NR Equal National Record **CR** Championship Record **NR** National Record **PB** Personal Best
SB Season Best

Race Analysis

400m Men - Heat A

START TIME

19:37

27 JUN 2025

EUROPEAN RECORD	43.44	HUDSON-SMITH Matthew	GBR	Paris (FRA)	7 AUG 2024
CHAMPIONSHIP RECORD	44.88	INGVALDSEN Håvard Bentsdal	NOR	Chorzów (POL)	23 JUN 2023

Rank	Bib	Name	Ctry	Result											Time Behind	
				50m	100m	150m	200m	250m	300m	350m	Finish					
1	236	REARDON Samuel	GBR	44.60											CR	PB
				6.12 (5)	11.11 (5)	16.16 (3)	21.28 (3)	26.61 (3)	32.23 (2)	38.18 (1)	44.60 (1)	4.99	5.05	5.12		
2	764	POHORILKO Oleksandr	UKR	44.81											0.21	NR
				6.18 (6)	11.25 (7)	16.35 (7)	21.62 (7)	26.96 (7)	32.53 (4)	38.37 (3)	44.81 (2)	5.07	5.10	5.27		
3	367	ENYINGI Patrik Simon	HUN	44.84											0.24	=NR
				6.06 (2)	11.05 (4)	16.17 (4)	21.42 (4)	26.93 (5)	32.68 (6)	38.54 (4)	44.84 (3)	4.99	5.12	5.25		
4	525	PHIJFFERS Jonas	NED	45.13											0.53	
				6.07 (4)	10.93 (2)	15.97 (2)	21.10 (2)	26.47 (2)	32.18 (1)	38.31 (2)	45.13 (4)	4.86	5.04	5.13		
5	579	SZWED Maksymilian	POL	45.18											0.58	PB
				6.26 (8)	11.22 (6)	16.33 (6)	21.53 (6)	26.94 (6)	32.72 (7)	38.73 (7)	45.18 (5)	4.96	5.11	5.20		
6	169	ANDANT Téo	FRA	45.21											0.61	SB
				6.07 (3)	11.05 (3)	16.18 (5)	21.42 (5)	26.89 (4)	32.68 (5)	38.71 (6)	45.21 (6)	4.98	5.13	5.24		
7	316	FRANKS George John	GRE	45.46											0.86	
				5.96 (1)	10.85 (1)	15.81 (1)	20.95 (1)	26.41 (1)	32.30 (3)	38.60 (5)	45.46 (7)	4.89	4.96	5.14		
8	271	BREDAU Jean Paul	GER	46.64											2.04	
				6.23 (7)	11.40 (8)	16.64 (8)	22.06 (8)	27.67 (8)	33.66 (8)	39.89 (8)	46.64 (8)	5.17	5.24	5.42		

Weather conditions

Temperature: 36 °C Humidity: 14 % Conditions: Sunny

Legend							
=NR	Equal National Record	CR	Championship Record	NR	National Record	PB	Personal Best
SB	Season Best						

Results

Hammer Throw Men

START TIME

18:20

27 JUN 2025

EUROPEAN RECORD	86.74	SEDYKH Yuriy	URS	Stuttgart (GER)	30 AUG 1986
CHAMPIONSHIP RECORD	82.98	FAJDEK Pawel	POL	Chorzów (POL)	30 MAY 2021

TIMING, RESULTS SERVICE & DISTANCE MEASUREMENT BY  **SWISS TIMING**

Weather Begin TEMPERATURE **35 °C** HUMIDITY **15 %** CONDITIONS **Sunny**
Weather End TEMPERATURE **36 °C** HUMIDITY **13 %** CONDITIONS **Sunny**

Rank	Ctry	Name	Result	Points
1	UKR	Ukraine KOKHAN Mykhaylo	81.66 PB	16
2	GER	Germany HUMMEL Merlin	81.27 PB	15
3	HUN	Hungary HALÁSZ Bence	80.63	14
4	FRA	France CHAUSSINAND Yann	78.45	13
5	CZE	Czechia MYSLYVCIUK Volodymyr	75.38	12
6	ITA	Italy OLIVIERI Giorgio	72.90	11
7	POR	Portugal ANDRADE Décio	72.35 SB	10
8	NED	Netherlands COMENENTIA Denzel	71.79	9
9	SWE	Sweden CARLSSON Ragnar	70.80	8
10	SUI	Switzerland WOLFISBERG Lars	70.54	7
11	GRE	Greece KORAKIDIS Ioannis	70.53	6
12	ESP	Spain ARREAGA Kevin	69.19	5
13	GBR	Great Britain & Northern Ireland NORRIS Jake	69.19	4
14	FIN	Finland KANGAS Aaron	69.06	3
15	LTU	Lithuania VASILIAUSKAS Tomas	64.68	2
	POL	Poland FAJDEK Pawel	NM	0

Rank	Country	Name	1	2	3	4	5	6
1	UKR	KOKHAN M	76.60	x	77.45	81.66	x	79.25
2	GER	HUMMEL M	x	77.35	79.63	x	81.27	x
3	HUN	HALÁSZ B	80.18	77.86	73.77	80.63	80.39	77.97
4	FRA	CHAUSSINAND Y	78.45	x	78.26	x	71.29	71.90
5	CZE	MYSLYVCIUK V	75.13	x	x	75.38	x	
6	ITA	OLIVIERI G	72.90	72.53	72.02	72.13	70.53	
7	POR	ANDRADE D	69.08	68.84	72.35	69.91	70.69	
8	NED	COMENENTIA D	71.79	70.74	70.19	71.70	x	
9	SWE	CARLSSON R	69.91	69.29	70.80			
10	SUI	WOLFISBERG L	64.79	68.50	70.54			
11	GRE	KORAKIDIS I	70.53	69.99	x			

Results

Hammer Throw Men

START TIME

18:20

27 JUN 2025

12	ESP	ARREAGA K	65.69	69.19	68.77
13	GBR	NORRIS J	x	x	69.19
14	FIN	KANGAS A	66.84	69.06	68.37
15	LTU	VASILIAUSKAS T	64.03	64.68	62.80
	POL	FAJDEK P	x	x	x

Team standings after 5 of 37 events

1	NED	63.5	5	HUN	53.5	9	ESP	42	13	GER	28
2	UKR	59.5	6	GBR	52	10	SUI	41	14	GRE	25.5
3	ITA	57	7	POL	45.5	11	SWE	34.5	15	POR	24
4	CZE	55.5	8	FRA	44.5	12	FIN	33	16	LTU	16

Legend

PB Personal Best

SB Season Best

OFFICIAL PARTNERS



BROADCAST PARTNER



Results

Shot Put Women

START TIME

18:41

27 JUN 2025

EUROPEAN RECORD	22.63	LISOVSKAYA Natalya	URS	Moskva (URS)	7 JUN 1987
CHAMPIONSHIP RECORD	19.82	SCHWANITZ Christina	GER	Cheboksary (RUS)	21 JUN 2015

TIMING, RESULTS SERVICE & DISTANCE MEASUREMENT BY  **SWISS TIMING**

Weather Begin

TEMPERATURE **36 °C**

HUMIDITY **14 %**

CONDITIONS **Sunny**

Weather End

TEMPERATURE **36 °C**

HUMIDITY **13 %**

CONDITIONS **Sunny**

Rank	Ctry	Name	Result	Points
1	NED	Netherlands SCHILDER Jessica	20.14 CR	16
2	GER	Germany OGUNLEYE Yemisi	19.58	15
3	SWE	Sweden ROOS Fanny	19.38	14
4	POR	Portugal INCHUDE Jessica	18.84	13
5	ESP	Spain TOIMIL María Belén	17.61 SB	12
6	SUI	Switzerland MAZENAUER Miryam	17.31	11
7	GBR	Great Britain & Northern Ireland VINCENT Serena	17.11	10
8	FIN	Finland ROUVALI Eveliina	16.84	9
9	UKR	Ukraine GOLODNA Olha	16.67	8
10	POL	Poland KARDASZ Klaudia	16.67	7
11	HUN	Hungary BEREGSZÁSZI Renáta	16.45	6
12	CZE	Czechia MAZUROVÁ Martina	15.83	5
13	FRA	France NGANDU-NTUMBA Amanda	15.48	4
14	GRE	Greece RAFAILIDOU Maria	15.16	3
15	ITA	Italy VERTERAMO Sara	15.02	2
16	LTU	Lithuania GUMBS Ieva	14.79	1

Rank	Country	Name	1	2	3	4	5	6
1	NED	SCHILDER J	18.63	x	x	19.02	20.14	19.54
2	GER	OGUNLEYE Y	18.77	18.55	x	18.80	19.58	x
3	SWE	ROOS F	19.08	x	18.10	18.94	19.38	19.01
4	POR	INCHUDE J	18.74	18.13	18.58	18.84	x	x
5	ESP	TOIMIL MB	17.46	x	17.46	17.39	17.61	
6	SUI	MAZENAUER M	16.37	x	16.86	x	17.31	
7	GBR	VINCENT S	16.68	17.11	16.79	15.27	16.65	
8	FIN	ROUVALI E	16.84	x	x	x	16.53	
9	UKR	GOLODNA O	16.29	16.67	16.67			
10	POL	KARDASZ K	16.67	16.58	15.92			
11	HUN	BEREGSZÁSZI R	16.45	x	x			

Results

Shot Put Women

START TIME

18:41

27 JUN 2025

12	CZE	MAZUROVÁ M	15.83	15.63	15.78
13	FRA	NGANDU-NTUMBA A	15.48	x	x
14	GRE	RAFAILIDOU M	x	15.16	x
15	ITA	VERTERAMO S	x	15.02	14.52
16	LTU	GUMBS I	14.77	14.79	-

Team standings after 6 of 37 events

1	NED	79.5	5	HUN	59.5	9	SUI	52	13	FIN	42
2	UKR	67.5	6	ITA	59	10	SWE	48.5	14	POR	37
3	GBR	62	7	ESP	54	11	FRA	48.5	15	GRE	28.5
4	CZE	60.5	8	POL	52.5	12	GER	43	16	LTU	17

Legend

CR Championship Record SB Season Best

OFFICIAL PARTNERS



BROADCAST PARTNER



Results

5000m Women

START TIME

20:00

27 JUN 2025

EUROPEAN RECORD	14:13.42	HASSAN Sifan	NED	London (GBR)	23 JUL 2023
CHAMPIONSHIP RECORD	15:09.31	ABEYLEGESSE Elvan	TUR	Budapest (HUN)	20 JUN 2010

TIMING, RESULTS SERVICE & DISTANCE MEASUREMENT BY  **SWISS TIMING**

TEMPERATURE

36 °C

HUMIDITY

13 %

CONDITIONS

Sunny

Rank	Ctry	Name	Result	Points
1	ITA	Italy BATTOCLETTI Nadia	15:56.01	16
2	ESP	Spain GARCÍA Marta	15:58.53	15
3	NED	Netherlands van ES Diane	15:59.41	14
4	SWE	Sweden LAHTI Sarah	16:03.45	13
5	GBR	Great Britain & Northern Ireland HAUGER-THACKERY Calli	16:06.33	12
6	GER	Germany BURKARD Elena	16:10.06	11
7	GRE	Greece ANASTASAKIS Melissa Chelena	16:21.01 PB	10
8	POL	Poland LIZAKOWSKA Weronika	16:22.52 SB	9
9	CZE	Czechia MEZULIÁNIKOVÁ Diana	16:24.20	8
10	FIN	Finland SAAPUNKI Susanna	16:24.71	7
11	FRA	France ZARBO Alessia	16:27.72	6
12	UKR	Ukraine MAZURENKO Mariia	16:31.11	5
13	SUI	Switzerland Mc TIGHE Agnès	16:38.38	4
14	POR	Portugal MARINHO Ana	16:53.74	3
15	LTU	Lithuania ŽUSINAITE-NEKRIOŠIENE Vaida	17:04.70	2
16	HUN	Hungary K. SZABÓ Gabriella	17:10.23	1

Intermediate times:	1000m	3:27.73	BATTOCLETTI Nadia (ITA)
	2000m	6:55.00	BATTOCLETTI Nadia (ITA)
	3000m	10:11.58	HAUGER-THACKERY Calli (GBR)
	4000m	13:11.53	HAUGER-THACKERY Calli (GBR)

Team standings after 7 of 37 events

1	NED	93.5	5	ESP	69	9	HUN	60.5	13	FIN	49
2	ITA	75	6	CZE	68.5	10	SUI	56	14	POR	40
3	GBR	74	7	POL	61.5	11	FRA	54.5	15	GRE	38.5
4	UKR	72.5	8	SWE	61.5	12	GER	54	16	LTU	19

Legend

PB Personal Best **SB** Season Best

Website: www.european-athletics.com

Page 1 of 1

Report created FRI 27 JUN 2025 20:20

OFFICIAL PARTNERS



BROADCAST PARTNER



Race Analysis

5000m Women

START TIME

20:00
27 JUN 2025

EUROPEAN RECORD	14:13.42	HASSAN Sifan	NED	London (GBR)	23 JUL 2023
CHAMPIONSHIP RECORD	15:09.31	ABEYLEGESSE Elvan	TUR	Budapest (HUN)	20 JUN 2010

Rank	Bib	Name	Ctry	Result										Time Behind						
				400m	800m	1000m	1200m	1600m	2000m	2400m	2800m	3000m	3200m	3600m	4000m	4400m	4500m	4600m	4700m	4800m
1	391	BATTOCLETTI Nadia	ITA	15:56.01																
	1:22.4	(1)	2:46.7	(2)	3:27.7	(1)	4:07.5	(2)	5:30.1	(1)	6:55.0	(2)	8:16.4	(1)	9:34.7	(3)	10:11.8	(3)	10:48.0	(3)
			1:24.3		41.0		39.8		1:22.6		1:24.9		1:21.4		1:18.3		37.1		36.2	
	12:00.3	(3)	13:11.7	(3)	14:23.7	(1)	14:41.4	(1)	14:58.4	(1)	15:13.1	(1)	15:26.7	(1)	15:40.7	(1)	15:56.01	(1)		
	1:12.3		1:11.4		1:12.0		17.7		17.0		14.7		13.6		14.0		15.3			
2	60	GARCÍA Marta	ESP	15:58.53										2.52						
	1:22.9	(6)	2:47.3	(7)	3:28.4	(8)	4:08.0	(7)	5:30.5	(5)	6:55.4	(6)	8:16.9	(6)	9:35.2	(8)	10:12.5	(7)	10:48.1	(4)
			1:24.4		41.1		39.6		1:22.5		1:24.9		1:21.5		1:18.3		37.3		35.6	
	12:00.3	(4)	13:11.8	(4)	14:24.0	(4)	14:41.8	(3)	14:58.5	(2)	15:13.4	(2)	15:27.6	(2)	15:42.4	(2)	15:58.53	(2)		
	1:12.2		1:11.5		1:12.2		17.8		16.7		14.9		14.2		14.8		16.1			
3	505	van ES Diane	NED	15:59.41										3.40						
	1:22.8	(5)	2:47.2	(6)	3:28.2	(6)	4:07.8	(5)	5:30.5	(4)	6:55.8	(10)	8:16.5	(3)	9:35.1	(7)	10:14.0	(14)	10:48.5	(6)
			1:24.4		41.0		39.6		1:22.7		1:25.3		1:20.7		1:18.6		38.9		34.5	
	12:00.6	(6)	13:12.0	(6)	14:23.9	(2)	14:41.7	(2)	14:59.0	(4)	15:13.7	(3)	15:28.2	(3)	15:43.3	(3)	15:59.41	(3)		
	1:12.1		1:11.4		1:11.9		17.8		17.3		14.7		14.5		15.1		16.1			
4	691	LAHTI Sarah	SWE	16:03.45										7.44						
	1:23.3	(9)	2:47.6	(9)	3:28.6	(10)	4:08.1	(8)	5:30.8	(8)	6:55.3	(5)	8:17.0	(7)	9:34.8	(4)	10:11.9	(4)	10:48.2	(5)
			1:24.3		41.0		39.5		1:22.7		1:24.5		1:21.7		1:17.8		37.1		36.3	
	12:00.5	(5)	13:11.9	(5)	14:24.1	(6)	14:42.2	(6)	14:58.8	(3)	15:14.3	(4)	15:30.0	(4)	15:46.2	(4)	16:03.45	(4)		
	1:12.3		1:11.4		1:12.2		18.1		16.6		15.5		15.7		16.2		17.2			
5	200	HAUGER-THACKERY Calli	GBR	16:06.33										10.32						
	1:22.5	(3)	2:46.9	(3)	3:27.8	(2)	4:07.7	(3)	5:30.4	(3)	6:56.0	(12)	8:17.4	(11)	9:34.4	(1)	10:11.6	(1)	10:47.8	(1)
			1:24.4		40.9		39.9		1:22.7		1:25.6		1:21.4		1:17.0		37.2		36.2	
	12:00.0	(1)	13:11.5	(1)	14:23.9	(3)	14:42.0	(4)	14:59.2	(5)	15:15.6	(5)	15:32.2	(5)	15:49.3	(5)	16:06.33	(5)		
	1:12.2		1:11.5		1:12.4		18.1		17.2		16.4		16.6		17.1		17.0			
6	244	BURKARD Elena	GER	16:10.06										14.05						
	1:22.6	(4)	2:47.0	(4)	3:27.9	(3)	4:07.7	(4)	5:30.2	(2)	6:55.1	(3)	8:16.5	(2)	9:34.6	(2)	10:11.7	(2)	10:47.9	(2)
			1:24.4		40.9		39.8		1:22.5		1:24.9		1:21.4		1:18.1		37.1		36.2	
	12:00.1	(2)	13:11.6	(2)	14:24.1	(5)	14:42.1	(5)	14:59.4	(6)	15:16.3	(6)	15:33.8	(6)	15:51.7	(6)	16:10.06	(6)		
	1:12.2		1:11.5		1:12.5		18.0		17.3		16.9		17.5		17.9		18.3			
7	296	ANASTASAKIS Melissa Chelena	GRE	16:21.01										25.00		PB				
	1:23.9	(14)	2:48.3	(14)	3:29.5	(16)	4:09.5	(16)	5:31.7	(16)	6:56.8	(16)	8:18.7	(16)	9:36.1	(14)	10:13.7	(12)	10:50.3	(13)
			1:24.4		41.2		40.0		1:22.2		1:25.1		1:21.9		1:17.4		37.6		36.6	
	12:05.1	(13)	13:22.1	(13)	14:38.9	(12)	14:57.0	(10)	15:14.3	(8)	15:31.2	(7)	15:47.2	(7)	16:03.8	(7)	16:21.01	(7)		
	1:14.8		1:17.0		1:16.8		18.1		17.3		16.9		16.0		16.6		17.2			
8	547	LIZAKOWSKA Weronika	POL	16:22.52										26.51		SB				
	1:22.5	(2)	2:47.0	(5)	3:28.0	(4)	4:07.9	(6)	5:30.6	(6)	6:55.2	(4)	8:16.6	(4)	9:34.9	(5)	10:12.2	(5)	10:48.8	(7)
			1:24.5		41.0		39.9		1:22.7		1:24.6		1:21.4		1:18.3		37.3		36.6	
	12:03.9	(8)	13:20.8	(8)	14:36.9	(7)	14:55.4	(7)	15:14.0	(7)	15:32.2	(8)	15:49.1	(8)	16:05.5	(8)	16:22.52	(8)		
	1:15.1		1:16.9		1:16.1		18.5		18.6		18.2		16.9		16.4		17.0			

Race Analysis

5000m Women

START TIME

20:00
27 JUN 2025

Rank	Bib	Name	Ctry	Result							Time Behind			
				400m	800m	1000m	1200m	1600m	2000m	2400m	2800m	3000m	3200m	
				3600m	4000m	4400m	4500m	4600m	4700m	4800m	4900m	Finish		
9	46	MEZULIÁNIKOVÁ Diana	CZE	16:24.20							28.19			
				1:23.3 (10)	2:47.9 (11)	3:28.8 (11)	4:08.5 (11)	5:31.1 (12)	6:56.2 (13)	8:17.7 (13)	9:35.6 (10)	10:13.1 (9)	10:50.0 (11)	
					1:24.6	40.9	39.7	1:22.6	1:25.1	1:21.5	1:17.9	37.5	36.9	
				12:04.6 (11)	13:21.6 (11)	14:38.2 (9)	14:56.6 (9)	15:14.8 (10)	15:32.7 (10)	15:49.6 (9)	16:06.8 (9)	16:24.20 (9)		
				1:14.6	1:17.0	1:16.6	18.4	18.2	17.9	16.9	17.2	17.4		
10	141	SAAPUNKI Susanna	FIN	16:24.71							28.70			
				1:23.8 (13)	2:48.4 (15)	3:29.3 (14)	4:09.0 (13)	5:31.3 (14)	6:56.5 (15)	8:17.6 (12)	9:35.8 (12)	10:13.4 (10)	10:50.2 (12)	
					1:24.6	40.9	39.7	1:22.3	1:25.2	1:21.1	1:18.2	37.6	36.8	
				12:04.8 (12)	13:21.8 (12)	14:38.8 (11)	14:57.2 (12)	15:15.0 (11)	15:32.9 (11)	15:50.1 (10)	16:07.2 (10)	16:24.71 (10)		
				1:14.6	1:17.0	1:17.0	18.4	17.8	17.9	17.2	17.1	17.5		
11	168	ZARBO Alessia	FRA	16:27.72							31.71			
				1:23.1 (8)	2:47.6 (10)	3:28.5 (9)	4:08.3 (10)	5:30.7 (7)	6:55.6 (9)	8:16.7 (5)	9:35.0 (6)	10:12.3 (6)	10:48.9 (8)	
					1:24.5	40.9	39.8	1:22.4	1:24.9	1:21.1	1:18.3	37.3	36.6	
				12:03.6 (7)	13:20.6 (7)	14:37.2 (8)	14:55.7 (8)	15:14.5 (9)	15:32.5 (9)	15:50.6 (11)	16:09.2 (11)	16:27.72 (11)		
				1:14.7	1:17.0	1:16.6	18.5	18.8	18.0	18.1	18.6	18.5		
12	744	MAZURENKO Mariia	UKR	16:31.11							35.10			
				1:23.5 (11)	2:48.1 (13)	3:29.1 (12)	4:08.8 (12)	5:31.1 (11)	6:55.8 (11)	8:17.4 (10)	9:36.0 (13)	10:13.5 (11)	10:49.8 (10)	
					1:24.6	41.0	39.7	1:22.3	1:24.7	1:21.6	1:18.6	37.5	36.3	
				12:04.4 (10)	13:21.3 (10)	14:38.5 (10)	14:57.1 (11)	15:15.5 (12)	15:34.1 (12)	15:52.8 (12)	16:11.3 (12)	16:31.11 (12)		
				1:14.6	1:16.9	1:17.2	18.6	18.4	18.6	18.7	18.5	19.8		
13	645	Mc TIGHE Agnès	SUI	16:38.38							42.37			
				1:22.9 (7)	2:47.3 (8)	3:28.3 (7)	4:08.1 (9)	5:30.9 (9)	6:55.5 (8)	8:17.1 (8)	9:35.5 (9)	10:12.8 (8)	10:49.3 (9)	
					1:24.4	41.0	39.8	1:22.8	1:24.6	1:21.6	1:18.4	37.3	36.5	
				12:04.2 (9)	13:21.1 (9)	14:39.0 (13)	14:58.5 (13)	15:18.4 (13)	15:38.7 (13)	15:58.8 (13)	16:18.7 (13)	16:38.38 (13)		
				1:14.9	1:16.9	1:17.9	19.5	19.9	20.3	20.1	19.9	19.6		
14	601	MARINHO Ana	POR	16:53.74							57.73			
				1:23.6 (12)	2:48.0 (12)	3:28.1 (5)	4:05.0 (1)	5:31.0 (10)	6:55.4 (7)	8:17.3 (9)	9:35.8 (11)	10:13.8 (13)	10:50.8 (14)	
					1:24.4	40.1	36.9	1:26.0	1:24.4	1:21.9	1:18.5	38.0	37.0	
				12:06.8 (14)	13:26.6 (14)	14:48.6 (14)	15:09.3 (14)	15:30.5 (14)	15:51.8 (14)	16:12.5 (14)	16:33.2 (14)	16:53.74 (14)		
				1:16.0	1:19.8	1:22.0	20.7	21.2	21.3	20.7	20.7	20.5		
15	462	ŽUSINAITE-NEKRIOŠIENE Vaida	LTU	17:04.70							1:08.69			
				1:24.0 (15)	2:48.7 (16)	3:29.1 (13)	4:09.1 (14)	5:31.3 (13)	6:50.0 (1)	8:18.1 (14)	9:38.1 (16)	10:17.9 (16)	10:58.5 (16)	
					1:24.7	40.4	40.0	1:22.2	1:18.7	1:28.1	1:20.0	39.8	40.6	
				12:21.2 (16)	13:44.1 (16)	15:07.0 (16)	15:27.1 (16)	15:47.6 (15)	16:07.3 (15)	16:27.1 (15)	16:45.9 (15)	17:04.70 (15)		
				1:22.7	1:22.9	1:22.9	20.1	20.5	19.7	19.8	18.8	18.8		
16	348	K. SZABÓ Gabriella	HUN	17:10.23							1:14.22			
				1:24.2 (16)	2:44.3 (1)	3:29.5 (15)	4:09.2 (15)	5:31.6 (15)	6:56.3 (14)	8:18.4 (15)	9:36.8 (15)	10:14.8 (15)	10:54.2 (15)	
					1:20.1	45.2	39.7	1:22.4	1:24.7	1:22.1	1:18.4	38.0	39.4	
				12:16.7 (15)	13:40.9 (15)	15:05.6 (15)	15:27.0 (15)	15:48.7 (16)	16:09.2 (16)	16:28.4 (16)	16:47.5 (16)	17:10.23 (16)		
				1:22.5	1:24.2	1:24.7	21.4	21.7	20.5	19.2	19.1	22.7		

Weather conditions

Temperature: 36 °C Humidity: 13 % Conditions: Sunny

Legend
PB Personal Best **SB** Season Best

Results

800m Men

27 JUN 2025

EUROPEAN RECORD	1:41.11	KIPKETER Wilson	DEN	Köln (GER)	24 AUG 1997
CHAMPIONSHIP RECORD	1:45.11	BENEDETTI Giordano	ITA	Cheboksary (RUS)	21 JUN 2015

TIMING, RESULTS SERVICE & DISTANCE MEASUREMENT BY  **SWISS TIMING**

TEMPERATURE
35 °C

HUMIDITY
14 %

CONDITIONS
Sunny

Rank	Ctry	Name	Result	Points
1	ESP	Spain ATTAOUI Mohamed	1:44.01 CR	16
2	ITA	Italy PERNICI Francesco	1:44.39 PB	15
3	FRA	France MAGNOU Corentin	1:45.06	14
4	CZE	Czechia DUDYCHA Jakub	1:45.29	13
5	SUI	Switzerland PELIZZA Ivan	1:45.44	12
6	GER	Germany STEPANOV Alexander	1:45.82	11
7	NED	Netherlands CHAPPLE Samuel	1:46.09	10
8	POL	Poland KITLINSKI Bartosz	1:46.35	9
9	SWE	Sweden PIHLSTRÖM Samuel	1:46.76	8
10	GBR	Great Britain & Northern Ireland CRORKEN Tiarnan	1:46.92	7
11	POR	Portugal GARCIA David	1:47.96	6
12	FIN	Finland RINNE Joonas	1:47.99 SB	5
13	LTU	Lithuania BERTAŠIUS Simas	1:48.40 SB	4
14	UKR	Ukraine FINCHUK Vladyslav	1:48.40 SB	3
15	GRE	Greece LAGOS Charalampos	1:48.79	2
16	HUN	Hungary KOVÁCS Ferenc Soma	1:49.86	1

Heat B Start Time 20:30

Rank	Ctry	Name	Result
1	SWE	PIHLSTRÖM Samuel	1:46.76
2	GBR	CRORKEN Tiarnan	1:46.92
3	POR	GARCIA David	1:47.96
4	FIN	RINNE Joonas	1:47.99 SB
5	LTU	BERTAŠIUS Simas	1:48.40 SB
6	UKR	FINCHUK Vladyslav	1:48.40 SB
7	GRE	LAGOS Charalampos	1:48.79
8	HUN	KOVÁCS Ferenc Soma	1:49.86

Heat A Start Time 20:44

Rank	Ctry	Name	Result
1	ESP	ATTAOUI Mohamed	1:44.01 CR
2	ITA	PERNICI Francesco	1:44.39 PB
3	FRA	MAGNOU Corentin	1:45.06
4	CZE	DUDYCHA Jakub	1:45.29
5	SUI	PELIZZA Ivan	1:45.44
6	GER	STEPANOV Alexander	1:45.82
7	NED	CHAPPLE Samuel	1:46.09
8	POL	KITLINSKI Bartosz	1:46.35

Results

800m Men

27 JUN 2025

Team standings after 8 of 37 events

1	NED	103.5	5	GBR	81	9	FRA	68.5	13	FIN	54
2	ITA	90	6	UKR	75.5	10	SUI	68	14	POR	46
3	ESP	85	7	POL	70.5	11	GER	65	15	GRE	40.5
4	CZE	81.5	8	SWE	69.5	12	HUN	61.5	16	LTU	23

Legend

CR Championship Record

PB Personal Best

SB Season Best

Website: www.european-athletics.com

Page 2 of 2

Report created FRI 27 JUN 2025 20:49

OFFICIAL PARTNERS



BROADCAST PARTNER



Race Analysis

800m Men - Heat B

START TIME

20:30

27 JUN 2025

EUROPEAN RECORD	1:41.11	KIPKETER Wilson	DEN	Köln (GER)	24 AUG 1997
CHAMPIONSHIP RECORD	1:45.11	BENEDETTI Giordano	ITA	Cheboksary (RUS)	21 JUN 2015

Rank	Bib	Name	Ctry	Result								Time Behind		
				100m	200m	300m	400m	500m	600m	700m	Finish			
1	716	PIHLSTRÖM Samuel	SWE	1:46.76										
				13.3 (4)	26.2 (4)	40.1 (3)	54.0 (1)	1:07.6 (1)	1:20.7 (1)	1:33.9 (1)	1:46.76 (1)	12.8		
2	221	CORKEN Tiarnan	GBR	1:46.92								0.16		
				13.2 (3)	26.1 (2)	40.0 (2)	54.2 (2)	1:07.8 (2)	1:20.9 (2)	1:34.1 (2)	1:46.92 (2)	12.8		
3	618	GARCIA David	POR	1:47.96								1.20		
				13.4 (5)	26.4 (5)	40.3 (5)	54.2 (3)	1:08.0 (3)	1:21.1 (4)	1:34.5 (4)	1:47.96 (3)	13.4		
4	136	RINNE Joonas	FIN	1:47.99								1.23		SB
				13.1 (1)	26.1 (3)	40.1 (4)	54.4 (6)	1:08.1 (4)	1:21.1 (3)	1:34.3 (3)	1:47.99 (4)	13.6		
5	465	BERTAŠIUS Simas	LTU	1:48.40								1.64		SB
				13.6 (7)	26.8 (8)	40.7 (8)	54.4 (5)	1:08.3 (7)	1:21.4 (6)	1:34.8 (6)	1:48.40 (5)	13.6		
6	756	FINCHUK Vladyslav	UKR	1:48.40								1.64		SB
				13.1 (2)	25.9 (1)	39.8 (1)	54.2 (4)	1:08.1 (5)	1:21.4 (5)	1:34.6 (5)	1:48.40 (6)	13.8		
7	323	LAGOS Charalampos	GRE	1:48.79								2.03		
				13.7 (8)	26.7 (7)	40.5 (7)	54.6 (8)	1:08.5 (8)	1:21.6 (8)	1:34.8 (7)	1:48.79 (7)	13.9		
8	374	KOVÁCS Ferenc Soma	HUN	1:49.86								3.10		
				13.5 (6)	26.5 (6)	40.4 (6)	54.5 (7)	1:08.3 (6)	1:21.5 (7)	1:35.1 (8)	1:49.86 (8)	14.7		

Weather conditions

Temperature: 36 °C Humidity: 13 % Conditions: Sunny

Legend

SB Season Best

Results

3000m Steeplechase Men

START TIME

20:55
27 JUN 2025

EUROPEAN RECORD	8:00.09	MEKHISSI Mahiedine	FRA	Paris-St-Denis (FRA)	6 JUL 2013
CHAMPIONSHIP RECORD	8:25.50	KOWAL Yoann	FRA	Braunschweig (GER)	22 JUN 2014

 TIMING, RESULTS SERVICE & DISTANCE MEASUREMENT BY  **SWISS TIMING**

TEMPERATURE

34 °C

HUMIDITY

15 %

CONDITIONS

Sunny

Rank	Ctry	Name	Result	Points
1	GER	Germany BEBENDORF Karl	8:20.43 CR	16
2	ESP	Spain ARCE Daniel	8:22.04	15
3	FRA	France DARU Nicolas-Marie	8:22.39	14
4	SWE	Sweden JOHANSSON Vidar	8:26.14	13
5	POL	Poland MEGIER Maciej	8:27.16	12
6	GBR	Great Britain & Northern Ireland BATTERSHILL William	8:28.19	11
7	HUN	Hungary PALKOVITS István	8:28.22 SB	10
8	ITA	Italy ZOGHLAMI Ala	8:28.59	9
9	CZE	Czechia HABARTA Tomáš	8:38.83	8
10	NED	Netherlands MARSMAN Nick	8:48.29	7
11	POR	Portugal BARROS Etson	8:50.52	6
12	SUI	Switzerland LIEBL Aarno	8:50.73	5
13	FIN	Finland HEINONEN Eero	9:03.36	4
14	GRE	Greece KOLIOS Nestoras	9:12.31	3
15	UKR	Ukraine ROSTIKUS Roman	9:18.37	2
16	LTU	Lithuania TARASEVICIUS Lukas	9:38.99 SB	1

Intermediate times: 1000m 2:50.49 MEGIER Maciej (POL)
 2000m 5:39.48 PALKOVITS István (HUN)

Team standings after 9 of 37 events

1 NED 110.5	5 CZE 89.5	9 GER 81	13 FIN 58
2 ESP 100	6 POL 82.5	10 UKR 77.5	14 POR 52
3 ITA 99	7 FRA 82.5	11 SUI 73	15 GRE 43.5
4 GBR 92	8 SWE 82.5	12 HUN 71.5	16 LTU 24

Legend

CR Championship Record SB Season Best

 Website: www.european-athletics.com

Page 1 of 1

Report created FRI 27 JUN 2025 21:07

OFFICIAL PARTNERS



BROADCAST PARTNER



Race Analysis

3000m Steeplechase Men

START TIME

20:55
27 JUN 2025

EUROPEAN RECORD	8:00.09	MEKHISSI Mahiedine	FRA	Paris-St-Denis (FRA)	6 JUL 2013
CHAMPIONSHIP RECORD	8:25.50	KOWAL Yoann	FRA	Braunschweig (GER)	22 JUN 2014

Rank	Bib	Name	Ctry	Result										Time Behind	
				400m	800m	1000m	1200m	1600m	2000m	2400m	2500m	2600m	2700m		
1	269	BEBENDORF Karl	GER	8:20.43										CR	
		1:06.4 (3)	2:16.2 (4)	2:50.8 (3)	3:24.6 (3)	4:33.8 (3)	5:41.1 (5)	6:47.2 (2)	7:04.0 (2)	7:20.4 (2)	7:36.5 (2)				
		1:09.8	34.6	33.8	1:09.2	1:07.3	1:06.1	16.8	16.4	16.1					
		7:50.8 (1)	8:05.4 (1)	8:20.43 (1)											
		14.3	14.6	15.0											
2	74	ARCE Daniel	ESP	8:22.04										1.61	
		1:06.7 (4)	2:16.4 (5)	2:51.0 (4)	3:24.9 (4)	4:34.1 (5)	5:40.6 (2)	6:47.0 (1)	7:03.9 (1)	7:20.2 (1)	7:36.2 (1)				
		1:09.7	34.6	33.9	1:09.2	1:06.5	1:06.4	16.9	16.3	16.0					
		7:51.3 (2)	8:07.1 (2)	8:22.04 (2)											
		15.1	15.8	14.9											
3	176	DARU Nicolas-Marie	FRA	8:22.39										1.96	
		1:07.0 (6)	2:16.6 (7)	2:51.3 (6)	3:25.3 (6)	4:34.5 (6)	5:41.2 (6)	6:47.5 (4)	7:04.2 (3)	7:20.6 (3)	7:36.7 (3)				
		1:09.6	34.7	34.0	1:09.2	1:06.7	1:06.3	16.7	16.4	16.1					
		7:51.9 (3)	8:07.5 (3)	8:22.39 (3)											
		15.2	15.6	14.8											
4	709	JOHANSSON Vidar	SWE	8:26.14										5.71	
		1:07.2 (7)	2:16.9 (8)	2:51.5 (7)	3:25.5 (7)	4:34.6 (7)	5:41.6 (7)	6:48.1 (6)	7:04.8 (5)	7:21.0 (4)	7:37.5 (5)				
		1:09.7	34.6	34.0	1:09.1	1:07.0	1:06.5	16.7	16.2	16.5					
		7:53.2 (4)	8:09.5 (4)	8:26.14 (4)											
		15.7	16.3	16.6											
5	574	MEGIER Maciej	POL	8:27.16										6.73	
		1:07.6 (9)	2:15.5 (1)	2:50.4 (1)	3:24.0 (1)	4:33.1 (1)	5:41.0 (4)	6:48.5 (7)	7:05.6 (7)	7:22.4 (7)	7:39.0 (7)				
		1:07.9	34.9	33.6	1:09.1	1:07.9	1:07.5	17.1	16.8	16.6					
		7:55.5 (7)	8:12.2 (6)	8:27.16 (5)											
		16.5	16.7	14.9											
6	218	BATTERSHILL William	GBR	8:28.19										7.76	
		1:07.4 (8)	2:17.1 (9)	2:51.7 (9)	3:25.9 (8)	4:34.6 (8)	5:41.8 (8)	6:49.0 (8)	7:06.0 (8)	7:22.9 (8)	7:39.5 (8)				
		1:09.7	34.6	34.2	1:08.7	1:07.2	1:07.2	17.0	16.9	16.6					
		7:56.2 (8)	8:13.1 (8)	8:28.19 (6)											
		16.7	16.9	15.0											
7	377	PALKOVITS István	HUN	8:28.22										7.79	
		1:06.1 (2)	2:15.9 (3)	2:50.6 (2)	3:24.3 (2)	4:33.5 (2)	5:39.4 (1)	6:47.5 (3)	7:04.7 (4)	7:21.3 (6)	7:38.0 (6)				
		1:09.8	34.7	33.7	1:09.2	1:05.9	1:08.1	17.2	16.6	16.7					
		7:54.8 (6)	8:12.0 (5)	8:28.22 (7)											
		16.8	17.2	16.2											
8	438	ZOGLAMI Ala	ITA	8:28.59										8.16	
		1:06.8 (5)	2:16.4 (6)	2:51.2 (5)	3:25.1 (5)	4:34.0 (4)	5:40.8 (3)	6:48.0 (5)	7:05.0 (6)	7:21.0 (5)	7:37.2 (4)				
		1:09.6	34.8	33.9	1:08.9	1:06.8	1:07.2	17.0	16.0	16.2					
		7:54.1 (5)	8:12.3 (7)	8:28.59 (8)											
		16.9	18.2	16.2											

Race Analysis

3000m Steeplechase Men

START TIME

20:55
27 JUN 2025

Rank	Bib	Name	Ctry	Result							Time Behind		
				400m	800m	1000m	1200m	1600m	2000m	2400m	2500m	2600m	2700m
		2800m	2900m	Finish									
9	26	HABARTA Tomáš	CZE	8:38.83							18.40		
		1:07.9 (10)	2:17.4 (10)	2:52.0 (10)	3:26.1 (9)	4:35.0 (9)	5:43.9 (9)	6:53.9 (9)	7:11.8 (9)	7:28.9 (9)	7:46.6 (9)		
		1:09.5	34.6	34.1	1:08.9	1:08.9	1:10.0	17.9	17.1	17.7			
		8:03.8 (9)	8:21.6 (9)	8:38.83 (9)									
		17.2	17.8	17.2									
10	522	MARSMAN Nick	NED	8:48.29							27.86		
		1:08.4 (12)	2:17.7 (12)	2:52.7 (12)	3:27.8 (11)	4:37.8 (11)	5:49.2 (11)	7:00.8 (10)	7:18.7 (10)	7:36.5 (10)	7:53.9 (10)		
		1:09.3	35.0	35.1	1:10.0	1:11.4	1:11.6	17.9	17.8	17.4			
		8:11.9 (10)	8:30.4 (10)	8:48.29 (10)									
		18.0	18.5	17.8									
11	614	BARROS Etson	POR	8:50.52							30.09		
		1:05.9 (1)	2:15.8 (2)	2:51.7 (8)	3:26.7 (10)	4:36.3 (10)	5:48.8 (10)	7:02.4 (11)	7:21.3 (11)	7:39.9 (11)	7:58.1 (11)		
		1:09.9	35.9	35.0	1:09.6	1:12.5	1:13.6	18.9	18.6	18.2			
		8:16.5 (11)	8:34.7 (11)	8:50.52 (11)									
		18.4	18.2	15.8									
12	664	LIEBL Aarno	SUI	8:50.73							30.30		
		1:08.1 (11)	2:17.7 (11)	2:52.2 (11)	3:32.0 (13)	4:43.6 (12)	5:56.4 (12)	7:09.0 (12)	7:26.7 (12)	7:44.4 (12)	8:01.3 (12)		
		1:09.6	34.5	39.8	1:11.6	1:12.8	1:12.6	17.7	17.7	16.9			
		8:18.2 (12)	8:35.0 (12)	8:50.73 (12)									
		16.9	16.8	15.7									
13	142	HEINONEN Eero	FIN	9:03.36							42.93		
		1:10.6 (16)	2:22.1 (15)	2:58.3 (15)	3:35.2 (15)	4:50.2 (15)	6:03.1 (13)	7:16.1 (13)	7:34.4 (13)	7:52.2 (13)	8:10.0 (13)		
		1:11.5	36.2	36.9	1:15.0	1:12.9	1:13.0	18.3	17.8	17.8			
		8:28.1 (13)	8:46.2 (13)	9:03.36 (13)									
		18.1	18.1	17.1									
14	321	KOLIOS Nestoras	GRE	9:12.31							51.88		
		1:09.8 (14)	2:21.8 (14)	2:58.0 (14)	3:34.9 (14)	4:50.2 (14)	6:05.6 (15)	7:22.6 (15)	7:41.4 (15)	7:59.9 (14)	8:18.1 (14)		
		1:12.0	36.2	36.9	1:15.3	1:15.4	1:17.0	18.8	18.5	18.2			
		8:36.2 (14)	8:54.4 (14)	9:12.31 (14)									
		18.1	18.2	17.9									
15	766	ROSTIKUS Roman	UKR	9:18.37							57.94		
		1:09.0 (13)	2:18.6 (13)	2:54.3 (13)	3:30.8 (12)	4:46.1 (13)	6:03.5 (14)	7:21.1 (14)	7:41.0 (14)	8:00.1 (15)	8:19.0 (15)		
		1:09.6	35.7	36.5	1:15.3	1:17.4	1:17.6	19.9	19.1	18.9			
		8:38.3 (15)	8:58.2 (15)	9:18.37 (15)									
		19.3	19.9	20.1									
16	478	TARASEVICIUS Lukas	LTU	9:38.99							1:18.56		SB
		1:10.2 (15)	2:22.5 (16)	2:59.5 (16)	3:37.1 (16)	4:54.6 (16)	6:13.7 (16)	7:35.5 (16)	7:56.8 (16)	8:17.3 (16)	8:38.6 (16)		
		1:12.3	37.0	37.6	1:17.5	1:19.1	1:21.8	21.3	20.5	21.3			
		8:59.3 (16)	9:20.4 (16)	9:38.99 (16)									
		20.7	21.1	18.5									

Weather conditions

Temperature: 34 °C Humidity: 15 % Conditions: Sunny

Legend

CR Championship Record SB Season Best


Results

100m Women

27 JUN 2025

REVISED 1
29 JUN 15:27

EUROPEAN RECORD	10.73	ARRON Christine	FRA	Budapest (HUN)	19 AUG 1998
CHAMPIONSHIP RECORD	11.09	SWOBODA Ewa	POL	Chorzów (POL)	23 JUN 2023

TIMING, RESULTS SERVICE & DISTANCE MEASUREMENT BY  **SWISS TIMING**

TEMPERATURE
33 °C

HUMIDITY
18 %

CONDITIONS
Sunny

Rank	Ctry	Name	Result	Points
1	HUN	Hungary TAKÁCS Boglárka	11.06 CR NR	16
2	POL	Poland SWOBODA Ewa	11.13 SB	15
3	NED	Netherlands BISSCHOPS Minke	11.17 PB	14
4	POR	Portugal BAZOLO Lorène Dorcas	11.21	13
5	ITA	Italy DOSSO Zaynab	11.22 SB	12
6	GER	Germany MAYER Lisa	11.26	11
7	GRE	Greece EMMANOUILIDOU Polyniki	11.26 SB	10
8	SUI	Switzerland KORA Salomé	11.27	9
9	SWE	Sweden HENRIKSSON Julia	11.27	8
10	ESP	Spain PÉREZ Maria Isabel	11.31	7
11	GBR	Great Britain & Northern Ireland SIBBONS Aleeya	11.37	6
12	FRA	France RICHARD Sarah	11.43	5
13	CZE	Czechia KVASNICKOVÁ Pavla	11.65	4
14	LTU	Lithuania RUPŠYTE Ema	11.65 PB	3
15	UKR	Ukraine HONCHARENKO Diana	11.72	2
16	FIN	Finland PULKKINEN Aino	11.77 SB	1

Heat B Start Time 21:18

Rank	Ctry	Name	Reaction time	Result	Wind:0.2
1	NED	BISSCHOPS Minke	0.142	11.17	PB
2	GRE	EMMANOUILIDOU Polyniki	0.137	11.26	SB
3	GBR	SIBBONS Aleeya	0.159	11.37	
4	FRA	RICHARD Sarah	0.153	11.43	
5	CZE	KVASNICKOVÁ Pavla	0.152	11.65	
6	LTU	RUPŠYTE Ema	0.169	11.65	PB
7	UKR	HONCHARENKO Diana	0.150	11.72	
8	FIN	PULKKINEN Aino	0.134	11.77	SB

Heat A Start Time 21:25

Rank	Ctry	Name	Reaction time	Result	Wind:0.0
1	HUN	TAKÁCS Boglárka	0.133	11.06	CR,NR
2	POL	SWOBODA Ewa	0.128	11.13	SB
3	POR	BAZOLO Lorène Dorcas	0.143	11.21	
4	ITA	DOSSO Zaynab	0.157	11.22	SB
5	GER	MAYER Lisa	0.137	11.26	
6	SUI	KORA Salomé	0.132	11.27	
7	SWE	HENRIKSSON Julia	0.124	11.27	
8	ESP	PÉREZ Maria Isabel	0.165	11.31	

Results

100m Women

27 JUN 2025

REVISED 1
29 JUN 15:27

Team standings after 10 of 37 events											
1	NED	124.5	5	POL	97.5	9	HUN	87.5	13	POR	65
2	ITA	111	6	CZE	93.5	10	FRA	87.5	14	FIN	59
3	ESP	107	7	GER	92	11	SUI	82	15	GRE	53.5
4	GBR	98	8	SWE	90.5	12	UKR	79.5	16	LTU	27

Legend
CR Championship Record **NR** National Record **PB** Personal Best **SB** Season Best

REVISED Wind value Heat B corrected (only report related).



Race Analysis

100m Women - Heat A

START TIME

21:25
27 JUN 2025

EUROPEAN RECORD	10.73	ARRON Christine	FRA	Budapest (HUN)	19 AUG 1998
CHAMPIONSHIP RECORD	11.09	SWOBODA Ewa	POL	Chorzów (POL)	23 JUN 2023

Rank	Bib	Name	Ctry	Result											Time Behind			
				10m	20m	30m	40m	50m	60m	70m	80m	90m	Finish					
1	359	TAKÁCS Boglárka	HUN	11.06											CR	NR		
				2.00 (3)	3.14 (3)	4.14 (3)	5.15 (3)	6.10 (3)	7.06 (3)	8.02 (2)	8.99 (1)	9.98 (1)	11.06 (1)	1.14	1.00	1.01	0.95	0.96
2	554	SWOBODA Ewa	POL	11.13											0.07	SB		
				1.92 (2)	3.06 (2)	4.09 (2)	5.09 (2)	6.07 (2)	7.04 (2)	8.02 (1)	9.02 (2)	10.05 (2)	11.13 (2)	1.14	1.03	1.00	0.98	0.97
3	591	BAZOLO Lorène Dorcas	POR	11.21											0.15			
				2.03 (6)	3.15 (4)	4.17 (5)	5.17 (5)	6.15 (4)	7.13 (4)	8.10 (4)	9.10 (4)	10.12 (4)	11.21 (3)	1.12	1.02	1.00	0.98	0.97
4	399	DOSSO Zaynab	ITA	11.22											0.16	SB		
				1.81 (1)	3.05 (1)	4.07 (1)	5.07 (1)	6.06 (1)	7.04 (1)	8.05 (3)	9.05 (3)	10.09 (3)	11.22 (4)	1.24	1.02	1.00	0.99	0.98
5	258	MAYER Lisa	GER	11.26											0.20			
				2.03 (7)	3.19 (8)	4.23 (8)	5.26 (8)	6.24 (8)	7.21 (8)	8.19 (8)	9.17 (8)	10.17 (5)	11.26 (5)	1.16	1.04	1.03	0.98	0.97
6	642	KORA Salomé	SUI	11.27											0.21			
				2.00 (4)	3.14 (5)	4.20 (7)	5.20 (7)	6.23 (7)	7.17 (7)	8.17 (7)	9.16 (6)	10.17 (7)	11.27 (6)	1.14	1.06	1.00	1.03	0.94
7	688	HENRIKSSON Julia	SWE	11.27											0.21			
				2.01 (5)	3.14 (6)	4.17 (6)	5.19 (6)	6.19 (6)	7.15 (6)	8.16 (6)	9.15 (7)	10.17 (6)	11.27 (7)	1.13	1.03	1.02	1.00	0.96
8	67	PÉREZ Maria Isabel	ESP	11.31											0.25			
				2.03 (8)	3.18 (7)	4.15 (4)	5.14 (4)	6.16 (5)	7.15 (5)	8.15 (5)	9.15 (5)	10.19 (8)	11.31 (8)	1.15	0.97	0.99	1.02	0.99

Weather conditions

Temperature: 33 °C Humidity: 18 % Conditions: Sunny

Legend

CR Championship Record NR National Record SB Season Best

Race Analysis

100m Women - Heat B

START TIME

21:18
27 JUN 2025

EUROPEAN RECORD	10.73	ARRON Christine	FRA	Budapest (HUN)	19 AUG 1998
CHAMPIONSHIP RECORD	11.09	SWOBODA Ewa	POL	Chorzów (POL)	23 JUN 2023

Rank	Bib	Name	Ctry	Result												Time Behind		
				10m	20m	30m	40m	50m	60m	70m	80m	90m	Finish					
1	489	BISSCHOPS Minke	NED	11.17												PB		
				1.98 (1)	3.08 (1)	4.11 (1)	5.12 (1)	6.11 (1)	7.09 (1)	8.08 (1)	9.08 (1)	10.07 (1)	11.17 (1)	1.10	0.99	1.00	0.99	1.10
2	299	EMMANOULIDOU Polyniki	GRE	11.26												0.09		SB
				1.99 (3)	3.13 (2)	4.16 (2)	5.18 (2)	6.16 (2)	7.13 (2)	8.12 (2)	9.14 (2)	10.15 (2)	11.26 (2)	1.11	0.99	1.02	1.01	1.11
3	209	SIBBONS Aleeya	GBR	11.37												0.20		
				2.00 (4)	3.15 (4)	4.20 (4)	5.24 (3)	6.24 (3)	7.24 (3)	8.24 (3)	9.23 (3)	10.24 (3)	11.37 (3)	1.13	1.00	0.99	1.01	1.13
4	164	RICHARD Sarah	FRA	11.43												0.26		
				2.02 (6)	3.18 (6)	4.23 (6)	5.26 (5)	6.23 (4)	7.25 (4)	8.26 (4)	9.28 (4)	10.29 (4)	11.43 (4)	1.14	1.01	1.02	1.01	1.14
5	7	KVASNICKOVÁ Pavla	CZE	11.65												0.48		
				1.99 (2)	3.14 (3)	4.20 (3)	5.25 (4)	6.26 (5)	7.28 (6)	8.32 (5)	9.40 (6)	10.48 (5)	11.65 (5)	1.17	1.04	1.08	1.08	1.17
6	459	RUPŠYTE Ema	LTU	11.65												0.48		PB
				2.04 (7)	3.17 (5)	4.22 (5)	5.27 (6)	6.26 (6)	7.28 (5)	8.32 (6)	9.38 (5)	10.48 (6)	11.65 (6)	1.17	1.04	1.06	1.10	1.17
7	734	HONCHARENKO Diana	UKR	11.72												0.55		
				2.01 (5)	3.18 (7)	4.24 (7)	5.28 (7)	6.34 (7)	7.34 (7)	8.41 (7)	9.46 (7)	10.54 (7)	11.72 (7)	1.18	1.07	1.05	1.08	1.18
8	114	PULKKINEN Aino	FIN	11.77												0.60		SB
				2.05 (8)	3.24 (8)	4.31 (8)	5.35 (8)	6.38 (8)	7.41 (8)	8.48 (8)	9.51 (8)	10.60 (8)	11.77 (8)	1.17	1.03	1.03	1.09	1.17

Weather conditions

Temperature: 34 °C Humidity: 15 % Conditions: Sunny

Legend

PB Personal Best SB Season Best

 Website: www.european-athletics.com

Page 1 of 1

Report created FRI 27 JUN 2025 21:20

OFFICIAL PARTNERS



BROADCAST PARTNER




Results

100m Men

27 JUN 2025

REVISED 1
29 JUN 15:26

EUROPEAN RECORD	9.80	JACOBS Lamont Marcell	ITA	Tokyo (JPN)	1 AUG 2021
CHAMPIONSHIP RECORD	9.95	LEMAITRE Christophe	FRA	Stockholm (SWE)	18 JUN 2011

TIMING, RESULTS SERVICE & DISTANCE MEASUREMENT BY  **SWISS TIMING**

TEMPERATURE
33 °C

HUMIDITY
18 %

CONDITIONS
Sunny

Rank	Ctry	Name	Result	Points
1	GBR	Great Britain & Northern Ireland AMO-DADZIE Eugene	10.07	16
2	NED	Netherlands AFRIFA Elvis	10.10 PB	15
3	POL	Poland WDOWIK Oliwer	10.10 PB	14
4	SWE	Sweden LARSSON Henrik	10.11 SB	13
5	GER	Germany ANSAH-PEPRAH Lucas	10.15	12
6	HUN	Hungary ILLOVSZKY Dominik	10.25 =PB	11
7	FRA	France ERIUJ Jeff	10.25 =SB	9.5
7	POR	Portugal SANTOS Delvis	10.25	9.5
9	GRE	Greece GKARAGKANIS Sotirios	10.26 PB	8
10	ESP	Spain CRESPI Guillem	10.26 SB	7
11	SUI	Switzerland MUMENTHALER Timothé	10.30	6
12	UKR	Ukraine SOKOLOV Oleksandr	10.32 SB	5
13	LTU	Lithuania DAMBRAUSKAS Adas	10.34 SB	4
14	FIN	Finland SAMUELSSON Samuli	10.40	3
15	CZE	Czechia MACÍK Ondrej	10.43	2
16	ITA	Italy PATTA Lorenzo	14.42	1

Heat B Start Time 21:35

Rank	Ctry	Name	Reaction time	Result	Wind:+0.1
1	POL	WDOWIK Oliwer	0.140	10.10	PB
2	HUN	ILLOVSZKY Dominik	0.143	10.25	=PB
3	GRE	GKARAGKANIS Sotirios	0.145	10.26	PB
4	ESP	CRESPI Guillem	0.173	10.26	SB
5	UKR	SOKOLOV Oleksandr	0.138	10.32	SB
6	LTU	DAMBRAUSKAS Adas	0.138	10.34	SB
7	FIN	SAMUELSSON Samuli	0.123	10.40	
8	CZE	MACÍK Ondrej	0.147	10.43	

Heat A Start Time 21:42

Rank	Ctry	Name	Reaction time	Result	Wind:0.0
1	GBR	AMO-DADZIE Eugene	0.136	10.07	
2	NED	AFRIFA Elvis	0.144	10.10	PB
3	SWE	LARSSON Henrik	0.140	10.11	SB
4	GER	ANSAH-PEPRAH Lucas	0.145	10.15	
5	FRA	ERIUJ Jeff	0.138	10.25	=SB
5	POR	SANTOS Delvis	0.150	10.25	
7	SUI	MUMENTHALER Timothé	0.144	10.30	
8	ITA	PATTA Lorenzo	0.148	14.42	

Results

100m Men

27 JUN 2025

REVISED 1
29 JUN 15:26

Team standings after 11 of 37 events											
1	NED	139.5	5	POL	111.5	9	FRA	97	13	POR	74.5
2	GBR	114	6	GER	104	10	CZE	95.5	14	FIN	62
3	ESP	114	7	SWE	103.5	11	SUI	88	15	GRE	61.5
4	ITA	112	8	HUN	98.5	12	UKR	84.5	16	LTU	31

Legend
=PB Equal Personal Best **=SB** Equal Season Best **PB** Personal Best **SB** Season Best

REVISED Wind value Heat B corrected (only report related).



Race Analysis

100m Men - Heat A

START TIME

21:42

27 JUN 2025

EUROPEAN RECORD	9.80	JACOBS Lamont Marcell	ITA	Tokyo (JPN)	1 AUG 2021
CHAMPIONSHIP RECORD	9.95	LEMAITRE Christophe	FRA	Stockholm (SWE)	18 JUN 2011

Rank	Bib	Name	Ctry	Result										Time Behind	
				10m	20m	30m	40m	50m	60m	70m	80m	90m	Finish		
1	216	AMO-DADZIE Eugene	GBR	10.07											
				1.84 (2)	2.88 (1)	3.82 (1)	4.71 (1)	5.59 (1)	6.47 (1)	7.33 (1)	8.22 (1)	9.11 (1)	10.07 (1)		
					1.04	0.94	0.89	0.88	0.88	0.86	0.89	0.89	0.89		
2	511	AFRIFA Elvis	NED	10.10										0.03	PB
				1.83 (1)	2.88 (2)	3.84 (3)	4.74 (3)	5.63 (3)	6.51 (2)	7.38 (2)	8.26 (2)	9.14 (2)	10.10 (2)		
					1.05	0.96	0.90	0.89	0.88	0.87	0.88	0.88	0.88		
3	711	LARSSON Henrik	SWE	10.11										0.04	SB
				1.85 (3)	2.90 (4)	3.86 (4)	4.77 (4)	5.65 (4)	6.52 (3)	7.40 (3)	8.26 (3)	9.14 (3)	10.11 (3)		
					1.05	0.96	0.91	0.88	0.87	0.88	0.86	0.88	0.97		
4	266	ANSAH-PEPRAH Lucas	GER	10.15										0.08	
				1.88 (6)	2.95 (5)	3.90 (7)	4.81 (7)	5.70 (7)	6.57 (4)	7.44 (4)	8.31 (4)	9.19 (4)	10.15 (4)		
					1.07	0.95	0.91	0.89	0.87	0.87	0.87	0.88	0.96		
5	178	ERIUJ Jeff	FRA	10.25										0.18	=SB
				1.90 (8)	2.96 (6)	3.90 (5)	4.81 (6)	5.69 (6)	6.58 (6)	7.48 (6)	8.35 (6)	9.26 (5)	10.25 (=5)		
					1.06	0.94	0.91	0.88	0.89	0.90	0.87	0.91	0.99		
5	626	SANTOS Delvis	POR	10.25										0.18	
				1.88 (7)	2.96 (7)	3.90 (6)	4.81 (5)	5.69 (5)	6.57 (5)	7.47 (5)	8.35 (5)	9.27 (6)	10.25 (=5)		
					1.08	0.94	0.91	0.88	0.88	0.90	0.88	0.92	0.98		
7	666	MUMENTHALER Timothé	SUI	10.30										0.23	
				1.87 (5)	2.97 (8)	3.94 (8)	4.87 (8)	5.76 (8)	6.66 (8)	7.54 (7)	8.43 (7)	9.33 (7)	10.30 (7)		
					1.10	0.97	0.93	0.89	0.90	0.88	0.89	0.90	0.97		
8	428	PATTA Lorenzo	ITA	14.42										4.35	
				1.85 (4)	2.90 (3)	3.84 (2)	4.72 (2)	5.62 (2)	6.64 (7)	7.94 (8)	9.56 (8)	11.66 (8)	14.42 (8)		
					1.05	0.94	0.88	0.90	1.02	1.30	1.62	2.10	2.76		

Weather conditions

Temperature: 33 °C Humidity: 18 % Conditions: Sunny

Legend

=SB Equal Season Best PB Personal Best SB Season Best



Race Analysis

100m Men - Heat B

START TIME

21:35
27 JUN 2025

EUROPEAN RECORD	9.80	JACOBS Lamont Marcell	ITA	Tokyo (JPN)	1 AUG 2021
CHAMPIONSHIP RECORD	9.95	LEMAITRE Christophe	FRA	Stockholm (SWE)	18 JUN 2011

Rank	Bib	Name	Ctry	Result											Time Behind		
				10m	20m	30m	40m	50m	60m	70m	80m	90m	Finish				
1	582	WDOWIK Oliwer	POL	10.10											PB		
				1.83 (2)	2.87 (2)	3.81 (=2)	4.70 (=2)	5.59 (2)	6.47 (1)	7.36 (1)	8.23 (1)	9.13 (1)	10.10 (1)				
				1.04	0.94	0.89	0.89	0.88	0.89	0.87	0.90	0.97					
2	372	ILLOVSKY Dominik	HUN	10.25											0.15		=PB
				1.81 (1)	2.86 (1)	3.79 (1)	4.69 (1)	5.60 (1)	6.48 (=2)	7.38 (2)	8.29 (=2)	9.23 (2)	10.25 (2)				
				1.05	0.93	0.90	0.91	0.88	0.90	0.91	0.94	1.02					
3	318	GKARAGKANIS Sotirios	GRE	10.26											0.16		PB
				1.84 (3)	2.91 (3)	3.87 (=2)	4.79 (=2)	5.67 (3)	6.57 (=2)	7.45 (3)	8.36 (=2)	9.26 (=3)	10.26 (3)				
				1.07	0.96	0.92	0.88	0.90	0.88	0.91	0.90	1.00					
4	83	CRESPI Guillem	ESP	10.26											0.16		SB
				1.89 (=7)	2.96 (6)	3.91 (6)	4.83 (=6)	5.75 (5)	6.63 (=6)	7.51 (=6)	8.39 (5)	9.30 (=3)	10.26 (4)				
				1.07	0.95	0.92	0.92	0.88	0.88	0.88	0.91	0.96					
5	768	SOKOLOV Oleksandr	UKR	10.32											0.22		SB
				1.86 (4)	2.92 (4)	3.88 (3)	4.79 (3)	5.68 (=4)	6.58 (3)	7.47 (=4)	8.39 (3)	9.32 (4)	10.32 (5)				
				1.06	0.96	0.91	0.89	0.90	0.89	0.92	0.93	1.00					
6	466	DAMBRAUSKAS Adas	LTU	10.34											0.24		SB
				1.88 (6)	2.93 (=5)	3.90 (4)	4.80 (4)	5.71 (=4)	6.60 (5)	7.51 (=4)	8.41 (=6)	9.34 (5)	10.34 (6)				
				1.05	0.97	0.90	0.91	0.89	0.91	0.90	0.93	1.00					
7	139	SAMUELSSON Samuli	FIN	10.40											0.30		
				1.88 (5)	2.96 (=5)	3.91 (7)	4.85 (=6)	5.76 (6)	6.67 (=6)	7.58 (=6)	8.49 (=6)	9.41 (7)	10.40 (7)				
				1.08	0.95	0.94	0.91	0.91	0.91	0.91	0.92	0.99					
8	32	MACÍK Ondrej	CZE	10.43											0.33		
				1.92 (=7)	3.01 (7)	3.98 (8)	4.92 (8)	5.85 (7)	6.75 (7)	7.65 (7)	8.55 (7)	9.45 (8)	10.43 (8)				
				1.09	0.97	0.94	0.93	0.90	0.90	0.90	0.90	0.98					

Weather conditions

Temperature: 33 °C Humidity: 18 % Conditions: Sunny

Legend

=PB Equal Personal Best PB Personal Best SB Season Best

Results

Discus Throw Women

START TIME

20:37

27 JUN 2025

EUROPEAN RECORD	76.80	REINSCH Gabriele	GDR	Neubrandenburg (GDR)	9 JUL 1988
CHAMPIONSHIP RECORD	68.58	PERKOVIC Sandra	CRO	Varaždin (CRO)	10 AUG 2019

TIMING, RESULTS SERVICE & DISTANCE MEASUREMENT BY  **SWISS TIMING**

Weather Begin

TEMPERATURE **35 °C**

HUMIDITY **14 %**

CONDITIONS **Sunny**

Weather End

TEMPERATURE **33 °C**

HUMIDITY **18 %**

CONDITIONS **Sunny**

Rank	Ctry	Name	Result	Points
1	NED	Netherlands van KLINKEN Jorinde	64.61	16
2	GER	Germany CRAFT Shanice	61.53	15
3	POR	Portugal CÁ Liliana	60.49	14
4	FRA	France ROBERT-MICHON Melina	60.06	13
5	POL	Poland ZABAWSKA Daria	58.66	12
6	LTU	Lithuania GUMBS Ieva	58.47	11
7	SWE	Sweden KAMGA Vanessa	57.04	10
8	GRE	Greece ANAGNOSTOPOULOU Chrysoula	55.85	9
9	CZE	Czechia TICHÁ Barbora	55.57 SB	8
10	ESP	Spain LOPEZ Ines	55.12	7
11	ITA	Italy OSAKUE Daisy	54.86	6
12	FIN	Finland LEVEELAHTI Helena	54.52	5
13	HUN	Hungary KEREKES Dóra	53.95 SB	4
14	GBR	Great Britain & Northern Ireland OBAMAKINWA Zara	52.08	3
15	UKR	Ukraine SEMENOVA Nataliya	51.07	2
16	SUI	Switzerland BORIN Giada	48.58	1

Rank	Country	Name	1	2	3	4	5	6
1	NED	van KLINKEN J	64.61	63.69	63.86	63.65	x	x
2	GER	CRAFT S	58.06	58.06	60.42	58.02	-	61.53
3	POR	CÁ L	x	60.49	59.87	59.68	x	x
4	FRA	ROBERT-MICHON M	60.06	x	59.88	x	58.84	59.03
5	POL	ZABAWSKA D	55.04	57.98	58.32	58.66	58.14	
6	LTU	GUMBS I	57.94	58.13	57.46	58.47	x	
7	SWE	KAMGA V	57.04	56.57	55.53	x	x	
8	GRE	ANAGNOSTOPOULOU C	55.44	55.68	54.69	55.21	55.85	
9	CZE	TICHÁ B	53.88	55.57	53.60			
10	ESP	LOPEZ I	x	55.12	54.35			
11	ITA	OSAKUE D	52.38	x	54.86			

Results

Discus Throw Women

START TIME

20:37

27 JUN 2025

12	FIN	LEVEELAHTI H	44.36	54.52	52.58
13	HUN	KEREKES D	51.27	x	53.95
14	GBR	OBAMAKINWA Z	x	x	52.08
15	UKR	SEMENOVA N	49.77	x	51.07
16	SUI	BORIN G	43.44	48.58	x

Team standings after 12 of 37 events

1	NED	155.5	5	ITA	118	9	CZE	103.5	13	UKR	86.5
2	POL	123.5	6	GBR	117	10	HUN	102.5	14	GRE	70.5
3	ESP	121	7	SWE	113.5	11	SUI	89	15	FIN	67
4	GER	119	8	FRA	110	12	POR	88.5	16	LTU	42

Legend

SB Season Best

Results

Triple Jump Men

START TIME

20:22

27 JUN 2025

EUROPEAN RECORD	18.29	EDWARDS Jonathan	GBR	Göteborg (SWE)	7 AUG 1995
CHAMPIONSHIP RECORD	17.59	ÉVORA Nelson	POR	Leiria (POR)	21 JUN 2009

TIMING, RESULTS SERVICE & DISTANCE MEASUREMENT BY  **SWISS TIMING**

Weather Begin

TEMPERATURE **35 °C**

HUMIDITY **14 %**

CONDITIONS **Sunny**

Weather End

TEMPERATURE **33 °C**

HUMIDITY **18 %**

CONDITIONS **Sunny**

Rank	Ctry	Name	Result	Points
1	FRA	France SEREMES Jonathan	17.00	16
2	ITA	Italy BIASUTTI Simone	16.94 PB	15
3	UKR	Ukraine SHEPELIEV Vladyslav	16.83 PB	14
4	ESP	Spain RUIZ Marcos	16.15	13
5	HUN	Hungary SZENDERFFY Dániel	16.00	12
6	POR	Portugal PEREIRA Tiago	15.97	11
7	NED	Netherlands BIONDINA Fabian	15.91 PB	10
8	FIN	Finland DAVIDILA Aaro	15.90	9
9	POL	Poland GALIK Wojciech	15.79	8
10	GRE	Greece PANTAZIS Andreas	15.62	7
11	GBR	Great Britain & Northern Ireland UWAIFO Efe	15.58	6
12	CZE	Czechia HALÁTEK Pavel	15.39	5
13	LTU	Lithuania VADEIKIS Marius	15.30	4
14	SUI	Switzerland RYSER Silvan	14.94	3
15	SWE	Sweden LYCKE HOLM Melwin	14.91 PB	2
16	GER	Germany BODEN Pascal	14.59	1

Rank	Country	Name	1	2	3	4	5	6
1	FRA	SEREMES J	16.02 (+0.8)	16.83 (+1.0)	16.38 (+0.1)	16.74 (+0.4)	16.79 (-0.1)	17.00 (-0.1)
2	ITA	BIASUTTI S	16.70 (+0.9)	16.94 (+0.6)	-	-	-	-
3	UKR	SHEPELIEV V	16.83 (+1.8)	x (+1.0)	16.29 (+1.0)	-	16.51 (0.0)	x (0.0)
4	ESP	RUIZ M	x (+0.7)	16.15 (+0.8)	13.40 (+0.1)	-	-	x (0.0)
5	HUN	SZENDERFFY D	15.87 (+1.9)	15.63 (+0.4)	16.00 (+0.3)	15.96 (0.0)	x (+0.2)	-
6	POR	PEREIRA T	15.84 (+1.3)	15.97 (+0.8)	-	r	-	-
7	NED	BIONDINA F	15.27 (+0.5)	15.91 (+0.7)	x (0.0)	15.78 (+0.2)	x (+0.1)	-
8	FIN	DAVIDILA A	x (+0.8)	15.74 (+1.7)	15.90 (+1.4)	x (+0.5)	x (0.0)	-
9	POL	GALIK W	15.79 (+1.0)	x (+0.9)	15.68 (+0.5)	-	-	-
10	GRE	PANTAZIS A	15.62 (+0.7)	x (+0.3)	x (+0.3)	-	-	-
11	GBR	UWAIFO E	x (+0.4)	15.58 (+1.1)	x (+0.2)	-	-	-

Results

Triple Jump Men

START TIME

20:22

27 JUN 2025

12	CZE	HALÁTEK P	x (+1.5)	x (+0.6)	15.39 (+0.4)
13	LTU	VADEIKIS M	15.26 (+1.6)	15.30 (+0.4)	15.22 (+0.7)
14	SUI	RYSER S	14.94 (+0.5)	14.93 (+0.9)	x (+1.0)
15	SWE	LYCKE HOLM M	14.84 (+2.0)	14.91 (+1.2)	x (+0.5)
16	GER	BODEN P	x (+0.7)	x (+0.8)	14.59 (+0.6)

Team standings after 13 of 37 events

1	NED	165.5	5	FRA	126	9	HUN	114.5	13	SUI	92
2	ESP	134	6	GBR	123	10	CZE	108.5	14	GRE	77.5
3	ITA	133	7	GER	120	11	UKR	100.5	15	FIN	76
4	POL	131.5	8	SWE	115.5	12	POR	99.5	16	LTU	46

Legend

PB Personal Best

Results

110m Hurdles Men

28 JUN 2025

REVISED 1
29 JUN 15:25

EUROPEAN RECORD	12.91	JACKSON Colin	GBR	Stuttgart (GER)	20 AUG 1993
CHAMPIONSHIP RECORD	13.12	JOSEPH Jason	SUI	Chorzów (POL)	24 JUN 2023

TIMING, RESULTS SERVICE & DISTANCE MEASUREMENT BY  **SWISS TIMING**

TEMPERATURE
38 °C

HUMIDITY
14 %

CONDITIONS
Sunny

Rank	Ctry	Name	Result	Points
1	SUI	Switzerland JOSEPH Jason	13.24	16
2	ITA	Italy SIMONELLI Lorenzo Ndele	13.27 SB	15
3	GBR	Great Britain & Northern Ireland OJORA Tade	13.36 SB	14
4	ESP	Spain LLOPIS Enrique	13.40	13
5	POL	Poland SZYMANSKI Jakub	13.41	12
6	FRA	France LECOEUR Romain	13.44	11
7	GER	Germany MORDI Manuel	13.64	10
8	NED	Netherlands KOSTER Timme	13.65	9
9	FIN	Finland KUUSINIEMI Santeri	13.83	8
10	UKR	Ukraine BAHINSKYI Dmytro	13.85	7
11	GRE	Greece ILIOPOULOS Anastasios Nektarios	14.03	6
12	POR	Portugal GOMES Edson	14.07	5
13	SWE	Sweden ALL Ludvig	14.22 PB	4
14	CZE	Czechia ŠTEFKO Štěpán	14.24	3
15	HUN	Hungary SZELES Bálint	14.48	2
16	LTU	Lithuania BENKUNSKAS Edgaras	14.59 SB	1

Heat B Start Time 19:22

Rank	Ctry	Name	Reaction time	Result	Wind:-1.3
1	FIN	KUUSINIEMI Santeri	0.161	13.83	
2	UKR	BAHINSKYI Dmytro	0.155	13.85	
3	GRE	ILIOPOULOS Anastasios Nektarios	0.128	14.03	
4	POR	GOMES Edson	0.158	14.07	
5	SWE	ALL Ludvig	0.163	14.22	PB
6	CZE	ŠTEFKO Štěpán	0.177	14.24	
7	HUN	SZELES Bálint	0.155	14.48	
8	LTU	BENKUNSKAS Edgaras	0.158	14.59	SB

Heat A Start Time 19:30

Rank	Ctry	Name	Reaction time	Result	Wind:-0.4
1	SUI	JOSEPH Jason	0.167	13.24	
2	ITA	SIMONELLI Lorenzo Ndele	0.154	13.27	SB
3	GBR	OJORA Tade	0.152	13.36	SB
4	ESP	LLOPIS Enrique	0.139	13.40	
5	POL	SZYMANSKI Jakub	0.156	13.41	
6	FRA	LECOEUR Romain	0.129	13.44	
7	GER	MORDI Manuel	0.142	13.64	
8	NED	KOSTER Timme	0.164	13.65	

Results

110m Hurdles Men

28 JUN 2025

REVISED 1
29 JUN 15:25

Team standings after 14 of 37 events											
1	NED	174.5	5	GBR	137	9	HUN	116.5	13	POR	104.5
2	ITA	148	6	FRA	137	10	CZE	111.5	14	FIN	84
3	ESP	147	7	GER	130	11	SUI	108	15	GRE	83.5
4	POL	143.5	8	SWE	119.5	12	UKR	107.5	16	LTU	47

Legend

PB Personal Best

SB Season Best

REVISED

Wind value Heat B corrected (only report related).

Race Analysis

110m Hurdles Men - Heat A

START TIME

19:29
28 JUN 2025

EUROPEAN RECORD	12.91	JACKSON Colin	GBR	Stuttgart (GER)	20 AUG 1993
CHAMPIONSHIP RECORD	13.12	JOSEPH Jason	SUI	Chorzów (POL)	24 JUN 2023

Rank	Name	Ctry										Result	Time Behind
		Hurdle 1	Hurdle 2	Hurdle 3	Hurdle 4	Hurdle 5	Hurdle 6	Hurdle 7	Hurdle 8	Hurdle 9	Hurdle 10		
		Finish											
1	JOSEPH Jason	SUI										13.24	
		2.43 (7)	3.51 (7)	4.56 (6)	5.57 (6)	6.57 (4)	7.57 (4)	8.56 (4)	9.61 (4)	10.61 (4)	11.65 (1)		
		1.08 1.05 1.01 1.00 1.00 0.99 1.05 1.00											
		13.24 (1)											
		1.59											
2	SIMONELLI Lorenzo Ndele	ITA										13.27	0.03
		2.36 (4)	3.44 (3)	4.45 (3)	5.49 (3)	6.49 (3)	7.51 (2)	8.53 (3)	9.57 (3)	10.61 (3)	11.70 (2)	SB	
		1.08 1.01 1.04 1.00 1.02 1.02 1.04 1.04											
		13.27 (2)											
		1.57											
3	OJORA Tade	GBR										13.36	0.12
		2.34 (2)	3.46 (4)	4.51 (4)	5.52 (4)	6.57 (5)	7.60 (5)	8.61 (5)	9.64 (5)	10.69 (5)	11.74 (5)	SB	
		1.12 1.05 1.01 1.05 1.03 1.01 1.03 1.05											
		13.36 (3)											
		1.62											
4	LLOPIS Enrique	ESP										13.40	0.16
		2.36 (3)	3.43 (2)	4.44 (2)	5.48 (2)	6.47 (2)	7.51 (3)	8.52 (2)	9.56 (2)	10.59 (2)	11.70 (3)		
		1.07 1.01 1.04 0.99 1.04 1.01 1.04 1.03											
		13.40 (4)											
		1.70											
5	SZYMANSKI Jakub	POL										13.41	0.17
		2.37 (5)	3.43 (1)	4.40 (1)	5.43 (1)	6.41 (1)	7.45 (1)	8.44 (1)	9.49 (1)	10.56 (1)	11.70 (4)		
		1.06 0.97 1.03 0.98 1.04 0.99 1.05 1.07											
		13.41 (5)											
		1.71											
6	LECOEUR Romain	FRA										13.44	0.20
		2.37 (6)	3.48 (5)	4.53 (5)	5.56 (5)	6.58 (6)	7.60 (6)	8.64 (6)	9.66 (6)	10.74 (6)	11.81 (6)		
		1.11 1.05 1.03 1.02 1.02 1.04 1.02 1.08											
		13.44 (6)											
		1.63											
7	MORDI Manuel	GER										13.64	0.40
		3.50 (6)	4.59 (7)	5.64 (7)	6.69 (7)	7.74 (7)	8.79 (7)	9.85 (7)	10.90 (7)	11.98 (7)			
		1.09 1.05 1.05 1.05 1.06 1.05 1.08											
		13.64 (7)											
		1.66											
8	KOSTER Timme	NED										13.65	0.41
		2.47 (8)	3.61 (8)	4.64 (8)	5.72 (8)	6.76 (8)	7.77 (8)	8.85 (8)	9.87 (8)	10.96 (8)	12.04 (8)		
		1.14 1.03 1.08 1.04 1.01 1.08 1.02 1.09											
		13.65 (8)											
		1.61											

Race Analysis

110m Hurdles Men - Heat A

START TIME

19:29

28 JUN 2025

Weather conditions

Temperature: 38 °C Humidity: 14 % Conditions: Sunny

Legend

SB Season Best

Website: www.european-athletics.com

Page 2 of 2

Report created SAT 28 JUN 2025 19:37

OFFICIAL PARTNERS



BROADCAST PARTNER



Race Analysis

110m Hurdles Men - Heat B

START TIME

19:22
28 JUN 2025

EUROPEAN RECORD	12.91	JACKSON Colin	GBR	Stuttgart (GER)	20 AUG 1993
CHAMPIONSHIP RECORD	13.12	JOSEPH Jason	SUI	Chorzów (POL)	24 JUN 2023

Rank	Name	Ctry										Result	Time Behind	
		Hurdle 1	Hurdle 2	Hurdle 3	Hurdle 4	Hurdle 5	Hurdle 6	Hurdle 7	Hurdle 8	Hurdle 9	Hurdle 10			
		Finish												
1	KUUSINIEMI Santeri	FIN										13.83		
		2.40 (2)	3.54 (2)	4.63 (2)	5.69 (2)	6.75 (2)	7.81 (1)	8.85 (1)	9.95 (1)	11.06 (1)	12.17 (1)			
			1.14	1.09	1.06	1.06	1.06	1.04	1.10	1.11	1.11			
		13.83 (1)												
		1.66												
2	BAHINSKYI Dmytro	UKR										13.85	0.02	
		2.50 (6)	3.61 (5)	4.67 (4)	5.71 (4)	6.76 (3)	7.80 (2)	8.91 (2)	10.00 (2)	11.10 (2)	12.20 (2)			
			1.11	1.06	1.04	1.05	1.04	1.11	1.09	1.10	1.10			
		13.85 (2)												
		1.65												
3	ILIOPOULOS Anastasios Nektarios	GRE										14.03	0.20	
		2.36 (1)	3.46 (1)	4.55 (1)	5.67 (1)	6.73 (1)	7.85 (3)	8.96 (3)	10.06 (4)	11.16 (4)	12.28 (4)			
			1.10	1.09	1.12	1.06	1.12	1.11	1.10	1.10	1.12			
		14.03 (3)												
		1.75												
4	GOMES Edson	POR										14.07	0.24	
		2.44 (3)	3.55 (3)	4.65 (3)	5.70 (3)	6.79 (4)	7.88 (4)	8.97 (4)	10.06 (3)	11.16 (3)	12.26 (3)			
			1.11	1.10	1.05	1.09	1.09	1.09	1.09	1.10	1.10			
		14.07 (4)												
		1.81												
5	ALL Ludvig	SWE										14.22	0.39	PB
		2.44 (4)	3.60 (4)	4.73 (6)	5.83 (6)	6.93 (5)	8.02 (5)	9.10 (5)	10.25 (5)	11.38 (5)	12.52 (5)			
			1.16	1.13	1.10	1.10	1.09	1.08	1.15	1.13	1.14			
		14.22 (5)												
		1.70												
6	ŠTEFKO Štěpán	CZE										14.24	0.41	
		2.44 (5)	3.61 (6)	4.71 (5)	5.80 (5)	6.93 (6)	8.04 (6)	9.16 (6)	10.28 (6)	11.42 (6)	12.56 (6)			
			1.17	1.10	1.09	1.13	1.11	1.12	1.12	1.14	1.14			
		14.24 (6)												
		1.68												
7	SZELES Bálint	HUN										14.48	0.65	
		2.51 (7)	3.69 (7)	4.90 (8)	6.03 (8)	7.19 (8)	8.29 (8)	9.41 (8)	10.54 (8)	11.64 (8)	12.80 (7)			
			1.18	1.21	1.13	1.16	1.10	1.12	1.13	1.10	1.16			
		14.48 (7)												
		1.68												
8	BENKUNSKAS Edgaras	LTU										14.59	0.76	SB
		2.52 (8)	3.70 (8)	4.82 (7)	5.94 (7)	7.07 (7)	8.18 (7)	9.30 (7)	10.46 (7)	11.59 (7)	12.80 (8)			
			1.18	1.12	1.12	1.13	1.11	1.12	1.16	1.13	1.21			
		14.59 (8)												
		1.79												

Race Analysis

110m Hurdles Men - Heat B

START TIME

19:22

28 JUN 2025

Weather conditions

Temperature: 38 °C Humidity: 14 % Conditions: Sunny

Legend

PB Personal Best **SB** Season Best

Website: www.european-athletics.com

Page 2 of 2

Report created SAT 28 JUN 2025 19:30

OFFICIAL PARTNERS



BROADCAST PARTNER



Results

Long Jump Men

START TIME

18:00

28 JUN 2025

EUROPEAN RECORD	8.86	EMMIYAN Robert	URS	Tsakhadzor (ARM)	22 MAY 1987
CHAMPIONSHIP RECORD	8.38	TENOGLOU Miltiadis	GRE	Cluj-Napoca (ROU)	19 JUN 2021

TIMING, RESULTS SERVICE & DISTANCE MEASUREMENT BY  **SWISS TIMING**

Weather Begin

TEMPERATURE **38 °C**

HUMIDITY **14 %**

CONDITIONS **Sunny**

Weather End

TEMPERATURE **38 °C**

HUMIDITY **14 %**

CONDITIONS **Sunny**

Rank	Ctry	Name	Result	Points
1	GRE	Greece TENOGLOU Miltiadis	8.46 CR WL	16
2	SWE	Sweden MONTLER Thobias	8.08	15
3	ITA	Italy FURLANI Mattia	8.07	14
4	POL	Poland TARKOWSKI Piotr	8.03 =PB	13
5	FRA	France PAUTHONNIER Julien	7.97	12
6	GER	Germany BATZ Simon	7.92	11
7	SUI	Switzerland EHAMMER Simon	7.89	10
8	CZE	Czechia MEINDLSCHMID Petr	7.82 SB	9
9	ESP	Spain LESCAY Lester	7.80	8
10	FIN	Finland SALMINEN Kalle	7.73	7
11	GBR	Great Britain & Northern Ireland KHOGALI Samuel	7.69	6
12	UKR	Ukraine DUBYNA Danylo	7.62	5
13	POR	Portugal BALDÉ Gerson	7.59	4
14	HUN	Hungary NÉMETH Mátyás	7.49 SB	3
15	LTU	Lithuania STRELCIUNAS Algirdas	7.36	2
	NED	Netherlands SLUIJTER Justin	NM	0

Rank	Country	Name	1	2	3	4	5	6
1	GRE	TENOGLOU M	8.15 (-0.2)	8.46 (+1.1)	x (+1.7)	8.44 (+1.8)	-	-
2	SWE	MONTLER T	x (+0.5)	7.97 (+1.3)	7.98 (-0.1)	8.08 (+1.5)	r	
3	ITA	FURLANI M	8.03 (+1.0)	8.07 (-0.3)	4.95 (-0.8)	x (+0.1)	x (+0.1)	x (+0.9)
4	POL	TARKOWSKI P	8.02 (+0.9)	7.97 (-0.1)	8.03 (+0.1)	7.88 (-0.2)	x (-0.1)	x (+0.5)
5	FRA	PAUTHONNIER J	7.97 (+1.0)	7.86 (+0.5)	7.83 (+0.3)	7.80 (+2.2)	x (-0.1)	
6	GER	BATZ S	7.90 (+1.3)	7.92 (-0.5)	7.81 (-0.1)	x (+0.8)	x (-0.3)	
7	SUI	EHAMMER S	x (+1.5)	x (+1.4)	7.87 (+0.3)	7.89 (+1.6)	x (+1.4)	
8	CZE	MEINDLSCHMID P	7.70 (+2.4)	x (+0.3)	7.82 (+0.1)	x (+1.6)	x (+0.6)	
9	ESP	LESCAY L	x (+0.9)	x (+0.5)	7.80 (+0.3)			
10	FIN	SALMINEN K	7.65 (+0.5)	7.69 (+0.6)	7.73 (+1.7)			
11	GBR	KHOGALI S	x (+1.7)	x (0.0)	7.69 (-0.4)			

Results

Long Jump Men

START TIME

18:00

28 JUN 2025

12	UKR	DUBYNA D	7.62 (+1.9)	7.62 (+1.0)	7.62 (+1.0)
13	POR	BALDÉ G	x (+1.6)	x (+0.7)	7.59 (+1.1)
14	HUN	NÉMETH M	5.70 (+2.0)	7.49 (-0.1)	x (+0.6)
15	LTU	STRELCIUNAS A	x (+0.9)	7.36 (+0.4)	x (+1.6)
	NED	SLUIJTER J	x (+0.8)	x (+2.0)	x (+0.5)

Team standings after 15 of 37 events

1	NED	174.5	5	FRA	149	9	CZE	120.5	13	POR	108.5
2	ITA	162	6	GBR	143	10	HUN	119.5	14	GRE	99.5
3	POL	156.5	7	GER	141	11	SUI	118	15	FIN	91
4	ESP	155	8	SWE	134.5	12	UKR	112.5	16	LTU	49

Legend
=PB Equal Personal Best **CR** Championship Record **SB** Season Best **WL** World Lead

Results

Hammer Throw Women

START TIME

18:17
28 JUN 2025

EUROPEAN RECORD	82.98	WLODARCZYK Anita	POL	Warszawa (POL)	28 AUG 2016
CHAMPIONSHIP RECORD	78.28	WLODARCZYK Anita	POL	Cheboksary (RUS)	21 JUN 2015

 TIMING, RESULTS SERVICE & DISTANCE MEASUREMENT BY  **SWISS TIMING**

 Weather Begin TEMPERATURE **38 °C** HUMIDITY **14 %** CONDITIONS **Sunny**

 Weather End TEMPERATURE **37 °C** HUMIDITY **16 %** CONDITIONS **Sunny**

Rank	Ctry	Name	Result	Points
1	POL	Poland WLODARCZYK Anita	73.34 SB	16
2	FIN	Finland KOSONEN Silja	73.09	15
3	GBR	Great Britain & Northern Ireland PURCHASE Anna	71.41	14
4	ITA	Italy FANTINI Sara	70.56	13
5	GER	Germany KUHN Aileen	69.98	12
6	GRE	Greece SCARVELIS Stamatia Alexandra	68.01	11
7	ESP	Spain REDONDO Laura	65.93	10
8	POR	Portugal PESTANA Mariana	64.79	9
9	HUN	Hungary NÉMETH Zsanett	64.33	8
10	SWE	Sweden HALLERTH Rebecka	64.02	7
11	NED	Netherlands SMINK Lotte	63.94	6
12	UKR	Ukraine KLYMETS Iryna	62.70	5
13	FRA	France LOGA Rose	60.54	4
14	CZE	Czechia HOLCOVÁ Tereza	59.81	3
15	SUI	Switzerland NOWACK Iris	57.30	2
16	LTU	Lithuania KUCINSKAITE Radha	34.36	1

Rank	Country	Name	1	2	3	4	5	6
1	POL	WLODARCZYK A	x	70.04	70.55	73.34	73.09	72.14
2	FIN	KOSONEN S	72.58	71.48	70.57	72.64	73.09	71.20
3	GBR	PURCHASE A	x	x	71.41	x	x	x
4	ITA	FANTINI S	70.22	x	68.29	69.95	x	70.56
5	GER	KUHN A	67.76	65.09	69.98	68.81	65.51	
6	GRE	SCARVELIS SA	66.51	67.32	63.51	68.01	67.93	
7	ESP	REDONDO L	64.43	65.93	64.57	63.74	64.96	
8	POR	PESTANA M	62.71	64.79	60.78	x	x	
9	HUN	NÉMETH Z	x	x	64.33			
10	SWE	HALLERTH R	61.78	62.77	64.02			
11	NED	SMINK L	61.14	60.92	63.94			

Results

Hammer Throw Women

START TIME

18:17

28 JUN 2025

12	UKR	KLYMETS I	x	x	62.70
13	FRA	LOGA R	x	x	60.54
14	CZE	HOLCOVÁ T	x	59.81	55.05
15	SUI	NOWACK I	56.46	57.30	56.21
16	LTU	KUCINSKAITE R	34.36	x	x

Team standings after 16 of 37 events

1	NED	180.5	5	GBR	157	9	HUN	127.5	13	POR	117.5
2	ITA	175	6	GER	153	10	CZE	123.5	14	GRE	110.5
3	POL	172.5	7	FRA	153	11	SUI	120	15	FIN	106
4	ESP	165	8	SWE	141.5	12	UKR	117.5	16	LTU	50

Legend

SB Season Best

OFFICIAL PARTNERS



BROADCAST PARTNER




Results

100m Hurdles Women

28 JUN 2025

REVISED 1
29 JUN 15:09

EUROPEAN RECORD	12.21	DONKOVA Yordanka	BUL	Stara Zagora (BUL)	20 AUG 1988
CHAMPIONSHIP RECORD	12.62	HERMAN Elvira	BLR	Cluj-Napoca (ROU)	20 JUN 2021

TIMING, RESULTS SERVICE & DISTANCE MEASUREMENT BY  **SWISS TIMING**

TEMPERATURE
37 °C

HUMIDITY
16 %

CONDITIONS
Sunny

Rank	Ctry	Name	Result	Points
1	SUI	Switzerland KAMBUNDJI Ditaji	12.39	16
2	NED	Netherlands VISSER Nadine	12.39	15
3	POL	Poland SKRZYSZOWSKA Pia	12.60	14
4	ITA	Italy CARMASSI Giada	12.62	13
5	HUN	Hungary KOZÁK Luca	12.80	12
6	FIN	Finland NEZIRI Nooralotta	12.90	11
7	FRA	France ALESSANDRINI Sacha	12.91	10
8	ESP	Spain BENACH Xènia	12.94 PB	9
9	CZE	Czechia JIRANOVÁ Helena	13.06 PB	8
10	GRE	Greece IOSIFIDOU Sofia	13.08 PB	7
11	POR	Portugal SERENO Melissa	13.18 PB	6
12	GER	Germany LOBE Ricarda	13.20	5
13	LTU	Lithuania JUŠKEVICIUTE Beatrice	13.26 SB	4
14	SWE	Sweden MAUNSBACH Maja	13.29	3
15	UKR	Ukraine BUDZYNSKA Iryna	13.38	2
16	GBR	Great Britain & Northern Ireland BARRETT Alicia	13.43	1

Heat B Start Time 19:53

Rank	Ctry	Name	Reaction time	Result	Wind:+1.0
1	ESP	BENACH Xènia	0.130	12.94	PB
2	CZE	JIRANOVÁ Helena	0.188	13.06	PB
3	GRE	IOSIFIDOU Sofia	0.178	13.08	PB
4	POR	SERENO Melissa	0.164	13.18	PB
5	LTU	JUŠKEVICIUTE Beatrice	0.138	13.26	SB
6	SWE	MAUNSBACH Maja	0.132	13.29	
7	UKR	BUDZYNSKA Iryna	0.149	13.38	
8	GBR	BARRETT Alicia	0.160	13.43	

Heat A Start Time 20:01

Rank	Ctry	Name	Reaction time	Result	Wind:+2.2
1	SUI	KAMBUNDJI Ditaji	0.143	12.39	
2	NED	VISSER Nadine	0.134	12.39	
3	POL	SKRZYSZOWSKA Pia	0.123	12.60	
4	ITA	CARMASSI Giada	0.142	12.62	
5	HUN	KOZÁK Luca	0.149	12.80	
6	FIN	NEZIRI Nooralotta	0.135	12.90	
7	FRA	ALESSANDRINI Sacha	0.136	12.91	
8	GER	LOBE Ricarda	0.133	13.20	

Results

100m Hurdles Women

28 JUN 2025

REVISED 1
29 JUN 15:09

Team standings after 17 of 37 events											
1	NED	195.5	5	FRA	163	9	HUN	139.5	13	UKR	119.5
2	ITA	188	6	GBR	158	10	SUI	136	14	GRE	117.5
3	POL	186.5	7	GER	158	11	CZE	131.5	15	FIN	117
4	ESP	174	8	SWE	144.5	12	POR	123.5	16	LTU	54

Legend

PB Personal Best

SB Season Best

REVISED

Wind value Heat B corrected (only report related).

OFFICIAL PARTNERS



BROADCAST PARTNER



Race Analysis

100m Hurdles Women - Heat A

START TIME

20:00
28 JUN 2025

EUROPEAN RECORD	12.21	DONKOVA Yordanka	BUL	Stara Zagora (BUL)	20 AUG 1988
CHAMPIONSHIP RECORD	12.62	HERMAN Elvira	BLR	Cluj-Napoca (ROU)	20 JUN 2021

Rank	Name	Ctry										Result	Time Behind							
Hurdle 1		Hurdle 2		Hurdle 3		Hurdle 4		Hurdle 5		Hurdle 6		Hurdle 7		Hurdle 8		Hurdle 9		Hurdle 10		
Finish																				
1	KAMBUNDJI Ditaji	SUI										12.39								
	2.33 (1)	3.35 (2)	4.34 (2)	5.29 (2)	6.27 (2)	7.21 (2)	8.17 (2)	9.14 (2)	10.11 (2)	11.11 (2)										
	1.02	0.99	0.95	0.98	0.94	0.96	0.97	0.97	0.97	1.00										
	12.39 (1)																			
	1.28																			
2	VISSER Nadine	NED										12.39								
	2.36 (2)	3.34 (1)	4.32 (1)	5.27 (1)	6.22 (1)	7.17 (1)	8.13 (1)	9.10 (1)	10.09 (1)	11.09 (1)										
	0.98	0.98	0.95	0.95	0.95	0.95	0.96	0.97	0.99	1.00										
	12.39 (2)																			
	1.30																			
3	SKRZYSZOWSKA Pia	POL										12.60	0.21							
	2.37 (3)	3.38 (3)	4.38 (3)	5.38 (3)	6.35 (3)	7.32 (3)	8.30 (3)	9.28 (3)	10.28 (3)	11.29 (3)										
	1.01	1.00	1.00	0.97	0.97	0.97	0.98	0.98	1.00	1.01										
	12.60 (3)																			
	1.31																			
4	CARMASSI Giada	ITA										12.62	0.23							
	2.42 (7)	3.46 (6)	4.44 (5)	5.42 (5)	6.38 (4)	7.36 (4)	8.33 (4)	9.32 (4)	10.33 (4)	11.34 (4)										
	1.04	0.98	0.98	0.96	0.96	0.98	0.97	0.99	1.01	1.01										
	12.62 (4)																			
	1.28																			
5	KOZÁK Luca	HUN										12.80	0.41							
	2.40 (5)	3.43 (4)	4.42 (4)	5.40 (4)	6.39 (5)	7.37 (5)	8.36 (5)	9.38 (5)	10.41 (5)	11.46 (5)										
	1.03	0.99	0.98	0.99	0.99	0.98	0.99	1.02	1.03	1.05										
	12.80 (5)																			
	1.34																			
6	NEZIRI Nooralotta	FIN										12.90	0.51							
	2.40 (4)	3.44 (5)	4.46 (6)	5.47 (7)	6.46 (7)	7.44 (7)	8.43 (7)	9.44 (7)	10.48 (6)	11.54 (6)										
	1.04	1.02	1.01	0.99	0.99	0.98	0.99	1.01	1.04	1.06										
	12.90 (6)																			
	1.36																			
7	ALESSANDRINI Sacha	FRA										12.91	0.52							
	2.40 (6)	3.46 (7)	4.47 (7)	5.46 (6)	6.45 (6)	7.42 (6)	8.41 (6)	9.44 (6)	10.49 (7)	11.56 (7)										
	1.06	1.01	0.99	0.99	0.99	0.97	0.99	1.03	1.05	1.07										
	12.91 (7)																			
	1.35																			
8	LOBE Ricarda	GER										13.20	0.81							
	2.45 (8)	3.53 (8)	4.56 (8)	5.58 (8)	6.60 (8)	7.59 (8)	8.65 (8)	9.71 (8)	10.79 (8)	11.86 (8)										
	1.08	1.03	1.02	1.02	1.02	0.99	1.06	1.06	1.08	1.07										
	13.20 (8)																			
	1.34																			

Race Analysis

100m Hurdles Women - Heat A

START TIME

20:00

28 JUN 2025

Weather conditions

Temperature: 37 °C Humidity: 16 % Conditions: Sunny

OFFICIAL PARTNERS



BROADCAST PARTNER



Race Analysis

100m Hurdles Women - Heat B

START TIME

19:53
28 JUN 2025

EUROPEAN RECORD	12.21	DONKOVA Yordanka	BUL	Stara Zagora (BUL)	20 AUG 1988
CHAMPIONSHIP RECORD	12.62	HERMAN Elvira	BLR	Cluj-Napoca (ROU)	20 JUN 2021

Rank	Name	Ctry										Result	Time Behind							
Hurdle 1		Hurdle 2		Hurdle 3		Hurdle 4		Hurdle 5		Hurdle 6		Hurdle 7		Hurdle 8		Hurdle 9		Hurdle 10		
Finish																				
1	BENACH Xènia	ESP										12.94		PB						
	2.44 (3)	3.49 (2)	4.50 (1)	5.50 (1)	6.49 (1)	7.50 (1)	8.52 (1)	9.54 (1)	10.57 (1)	11.62 (1)										
	1.05		1.01		1.00		0.99		1.01		1.02		1.02		1.03		1.05			
	12.94 (1)		1.32																	
2	JIRANOVÁ Helena	CZE										13.06	0.12	PB						
	2.50 (8)	3.55 (8)	4.57 (6)	5.57 (5)	6.57 (3)	7.58 (3)	8.60 (3)	9.63 (2)	10.67 (2)	11.73 (2)										
	1.05		1.02		1.00		1.00		1.01		1.02		1.03		1.04		1.06			
	13.06 (2)		1.33																	
3	IOSIFIDOU Sofia	GRE										13.08	0.14	PB						
	2.44 (5)	3.50 (3)	4.53 (4)	5.56 (3)	6.58 (4)	7.60 (4)	8.62 (4)	9.66 (4)	10.70 (3)	11.76 (3)										
	1.06		1.03		1.03		1.02		1.02		1.02		1.04		1.04		1.06			
	13.08 (3)		1.32																	
4	SERENO Melissa	POR										13.18	0.24	PB						
	2.47 (7)	3.55 (7)	4.59 (7)	5.59 (7)	6.61 (6)	7.62 (5)	8.65 (5)	9.68 (5)	10.74 (4)	11.81 (4)										
	1.08		1.04		1.00		1.02		1.01		1.03		1.03		1.06		1.07			
	13.18 (4)		1.37																	
5	JUŠKEVICIUTE Beatrice	LTU										13.26	0.32	SB						
	2.41 (1)	3.48 (1)	4.50 (2)	5.51 (2)	6.52 (2)	7.54 (2)	8.57 (2)	9.64 (3)	10.75 (5)	11.87 (5)										
	1.07		1.02		1.01		1.01		1.02		1.03		1.07		1.11		1.12			
	13.26 (5)		1.39																	
6	MAUNSBACH Maja	SWE										13.29	0.35							
	2.43 (2)	3.52 (4)	4.55 (5)	5.56 (4)	6.59 (5)	7.63 (6)	8.68 (6)	9.75 (6)	10.82 (6)	11.89 (6)										
	1.09		1.03		1.01		1.03		1.04		1.05		1.07		1.07		1.07			
	13.29 (6)		1.40																	
7	BUDZYNSKA Iryna	UKR										13.38	0.44							
	2.44 (4)	3.54 (6)	4.60 (8)	5.66 (8)	6.71 (8)	7.75 (8)	8.80 (8)	9.85 (8)	10.92 (7)	12.01 (7)										
	1.10		1.06		1.06		1.05		1.04		1.05		1.05		1.07		1.09			
	13.38 (7)		1.37																	
8	BARRETT Alicia	GBR										13.43	0.49							
	2.46 (6)	3.52 (5)	4.53 (3)	5.58 (6)	6.62 (7)	7.65 (7)	8.73 (7)	9.84 (7)	10.95 (8)	12.06 (8)										
	1.06		1.01		1.05		1.04		1.03		1.08		1.11		1.11		1.11			
	13.43 (8)		1.37																	

Race Analysis

100m Hurdles Women - Heat B

START TIME

19:53

28 JUN 2025

Weather conditions

Temperature: 37 °C Humidity: 16 % Conditions: Sunny

Legend

PB Personal Best **SB** Season Best

Website: www.european-athletics.com

Page 2 of 2

Report created SAT 28 JUN 2025 19:56

OFFICIAL PARTNERS



BROADCAST PARTNER



Results

800m Women

28 JUN 2025

EUROPEAN RECORD	1:53.28	KRATOCHVÍLOVÁ Jarmila	TCH	München (GER)	26 JUL 1983
CHAMPIONSHIP RECORD	1:58.62	KREVSUN Yuliya	UKR	Leiria (POR)	20 JUN 2009

TIMING, RESULTS SERVICE & DISTANCE MEASUREMENT BY  **SWISS TIMING**

TEMPERATURE
37 °C

HUMIDITY
16 %

CONDITIONS
Sunny

Rank	Ctry	Name	Result	Points
1	FRA	France BOURGOIN Anaïs	1:58.60 CR	16
2	SUI	Switzerland WERRO Audrey	1:58.78	15
3	ITA	Italy COIRO Eloisa	1:59.88	14
4	LTU	Lithuania GALVYDYTE Gabija	1:59.96 SB	13
5	POL	Poland WIELGOSZ Anna	2:00.10	12
6	GBR	Great Britain & Northern Ireland IVES Abigail	2:00.48	11
7	GER	Germany KOLBE Smilla	2:00.91	10
8	POR	Portugal AFONSO Salomé	2:02.12 SB	9
9	GRE	Greece DESPOLLARI Georgia-Maria	2:02.15 SB	8
10	ESP	Spain IBARZABAL Lorea	2:02.41	7
11	CZE	Czechia ŠTOUDKOVÁ Pavla	2:02.43	6
12	FIN	Finland MATTILA Veera	2:02.59	5
13	SWE	Sweden NGARAMBE Yolanda	2:03.44 SB	4
14	UKR	Ukraine HAVRYLIAK Yuliya	2:04.75 PB	3
15	NED	Netherlands SAALBERG Eveline	2:05.76	2
16	HUN	Hungary KLEKNER Hanga	2:31.96 PB	1

Heat B Start Time 20:14

Rank	Ctry	Name	Result
1	POR	AFONSO Salomé	2:02.12 SB
2	GRE	DESPOLLARI Georgia-Maria	2:02.15 SB
3	CZE	ŠTOUDKOVÁ Pavla	2:02.43
4	FIN	MATTILA Veera	2:02.59
5	SWE	NGARAMBE Yolanda	2:03.44 SB
6	UKR	HAVRYLIAK Yuliya	2:04.75 PB
7	NED	SAALBERG Eveline	2:05.76
8	HUN	KLEKNER Hanga	2:31.96 PB

Heat A Start Time 20:28

Rank	Ctry	Name	Result
1	FRA	BOURGOIN Anaïs	1:58.60 CR
2	SUI	WERRO Audrey	1:58.78
3	ITA	COIRO Eloisa	1:59.88
4	LTU	GALVYDYTE Gabija	1:59.96 SB
5	POL	WIELGOSZ Anna	2:00.10
6	GBR	IVES Abigail	2:00.48
7	GER	KOLBE Smilla	2:00.91
8	ESP	IBARZABAL Lorea	2:02.41

Results

800m Women

28 JUN 2025

Team standings after 18 of 37 events

1	ITA	202	5	FRA	179	9	SWE	148.5	13	GRE	125.5
2	POL	198.5	6	GBR	169	10	HUN	140.5	14	UKR	122.5
3	NED	197.5	7	GER	168	11	CZE	137.5	15	FIN	122
4	ESP	181	8	SUI	151	12	POR	132.5	16	LTU	67

Legend

CR Championship Record

PB Personal Best

SB Season Best

Website: www.european-athletics.com

Page 2 of 2

Report created SAT 28 JUN 2025 20:33

OFFICIAL PARTNERS



BROADCAST PARTNER



Race Analysis

800m Women - Heat A

START TIME

20:29

28 JUN 2025

EUROPEAN RECORD	1:53.28	KRATOCHVÍLOVÁ Jarmila	TCH	München (GER)	26 JUL 1983
CHAMPIONSHIP RECORD	1:58.62	KREVSUN Yuliya	UKR	Leiria (POR)	20 JUN 2009

Rank	Name	Ctry	Result	Time Behind									
					100m	200m	300m	400m	500m	600m	700m	Finish	
1	BOURGOIN Anaïs	FRA	1:58.60										CR
					14.5 (6)	28.6 (4)	45.0 (3)	1:01.5 (3)	1:16.5 (3)	1:30.3 (3)	1:44.3 (2)	1:58.60 (1)	
						14.1	16.4	16.5	15.0	13.8	14.0	14.3	
2	WERRO Audrey	SUI	1:58.78	0.18									
					14.0 (1)	28.5 (1)	44.8 (1)	1:01.4 (1)	1:16.0 (1)	1:30.1 (2)	1:44.1 (1)	1:58.78 (2)	
						14.5	16.3	16.6	14.6	14.1	14.0	14.6	
3	COIRO Eloisa	ITA	1:59.88	1.28									
					14.0 (2)	28.5 (2)	45.0 (2)	1:01.5 (2)	1:16.4 (2)	1:27.3 (1)	1:45.1 (3)	1:59.88 (3)	
						14.5	16.5	16.5	14.9	10.9	17.8	14.7	
4	GALVYDYTE Gabija	LTU	1:59.96	1.36									SB
					14.2 (3)	28.6 (3)	45.2 (5)	1:01.7 (5)	1:16.8 (4)	1:30.9 (4)	1:45.4 (4)	1:59.96 (4)	
						14.4	16.6	16.5	15.1	14.1	14.5	14.5	
5	WIELGOSZ Anna	POL	2:00.10	1.50									
												2:00.10 (5)	
6	IVES Abigail	GBR	2:00.48	1.88									
					14.3 (4)	29.0 (7)	45.4 (6)	1:01.6 (4)	1:16.8 (5)	1:31.1 (5)	1:45.6 (5)	2:00.48 (6)	
						14.7	16.4	16.2	15.2	14.3	14.5	14.8	
7	KOLBE Smilla	GER	2:00.91	2.31									
					14.7 (7)	28.7 (5)	45.2 (4)	1:01.8 (6)	1:17.0 (6)	1:31.3 (6)	1:45.8 (6)	2:00.91 (7)	
						14.0	16.5	16.6	15.2	14.3	14.5	15.1	
8	IBARZABAL Lorea	ESP	2:02.41	3.81									
					14.4 (5)	28.8 (6)	45.4 (7)	1:01.9 (7)	1:17.3 (7)	1:31.4 (7)	1:46.2 (7)	2:02.41 (8)	
						14.4	16.6	16.5	15.4	14.1	14.8	16.2	

Weather conditions

Temperature: 37 °C Humidity: 16 % Conditions: Sunny

Legend


CR Championship Record **SB** Season Best

Results

400m Hurdles Men

28 JUN 2025

EUROPEAN RECORD	45.94	WARHOLM Karsten	NOR	Tokyo (JPN)	3 AUG 2021
CHAMPIONSHIP RECORD	48.14	SIBILIO Alessandro	ITA	Chorzów (POL)	24 JUN 2023

 TIMING, RESULTS SERVICE & DISTANCE MEASUREMENT BY  **SWISS TIMING**

 TEMPERATURE
36 °C

 HUMIDITY
17 %

 CONDITIONS
Sunny

Rank	Ctry	Name	Result	Points
1	CZE	Czechia MÜLLER Vít	48.46	16
2	GBR	Great Britain & Northern Ireland CHALMERS Alastair	48.64	15
3	SUI	Switzerland BONVIN Julien	48.66 SB	14
4	ITA	Italy SIBILIO Alessandro	48.94	13
5	ESP	Spain DELGADO Jesús David	49.06	12
6	GER	Germany ABUAKU Joshua	49.39	11
7	FIN	Finland SAINIO Antti	49.44 SB	10
8	POR	Portugal BARRIGANA Diogo	49.58 PB	9
9	SWE	Sweden EDLUND Oskar	49.81	8
10	HUN	Hungary MOLNÁR Csaba	50.12	7
11	FRA	France MENIN Hugo	50.49	6
12	UKR	Ukraine HOLUBOVYCH Rostyslav	50.97 PB	5
13	POL	Poland MIEZIANKO Pawel	51.17 PB	4
14	GRE	Greece LEVANTINOS Dimitris	51.24	3
15	LTU	Lithuania ŠERMUKŠNIS Lukas	51.96 PB	2
	NED	Netherlands SMIDT Nick	DNF	0

Heat B Start Time 20:43

Rank	Ctry	Name	Reaction time	Result
1	FIN	SAINIO Antti	0.168	49.44 SB
2	POR	BARRIGANA Diogo	0.144	49.58 PB
3	HUN	MOLNÁR Csaba	0.214	50.12
4	FRA	MENIN Hugo	0.221	50.49
5	UKR	HOLUBOVYCH Rostyslav	0.178	50.97 PB
6	POL	MIEZIANKO Pawel	0.225	51.17 PB
7	GRE	LEVANTINOS Dimitris	0.167	51.24
8	LTU	ŠERMUKŠNIS Lukas	0.160	51.96 PB

Heat A Start Time 20:51

Rank	Ctry	Name	Reaction time	Result
1	CZE	MÜLLER Vít	0.165	48.46
2	GBR	CHALMERS Alastair	0.146	48.64
3	SUI	BONVIN Julien	0.179	48.66 SB
4	ITA	SIBILIO Alessandro	0.148	48.94
5	ESP	DELGADO Jesús David	0.205	49.06
6	GER	ABUAKU Joshua	0.199	49.39
7	SWE	EDLUND Oskar	0.211	49.81
	NED	SMIDT Nick	0.169	DNF

Results

400m Hurdles Men

28 JUN 2025

Team standings after 19 of 37 events											
1	ITA	215	5	FRA	185	9	SWE	156.5	13	FIN	132
2	POL	202.5	6	GBR	184	10	CZE	153.5	14	GRE	128.5
3	NED	197.5	7	GER	179	11	HUN	147.5	15	UKR	127.5
4	ESP	193	8	SUI	165	12	POR	141.5	16	LTU	69

Legend

DNF Did Not Finish

PB Personal Best

SB Season Best

Website: www.european-athletics.com

Page 2 of 2

Report created SAT 28 JUN 2025 20:57

OFFICIAL PARTNERS



BROADCAST PARTNER



Race Analysis

400m Hurdles Men - Heat A

START TIME

20:50
28 JUN 2025

EUROPEAN RECORD	45.94	WARHOLM Karsten	NOR	Tokyo (JPN)	3 AUG 2021
CHAMPIONSHIP RECORD	48.14	SIBILIO Alessandro	ITA	Chorzów (POL)	24 JUN 2023

Rank	Name	Ctry										Result	Time Behind						
Hurdle 1		Hurdle 2		Hurdle 3		Hurdle 4		Hurdle 5		Hurdle 6		Hurdle 7		Hurdle 8		Hurdle 9		Hurdle 10	
Finish																			
1	MÜLLER Vít	CZE										48.46							
	5.77 (6)	9.47 (6)	13.21 (2)	17.06 (2)	21.00 (2)	25.05 (2)	29.20 (2)	33.72 (2)	38.33 (2)	43.00 (1)									
	3.70	3.74	3.85	3.94	4.05	4.15	4.52	4.61	4.67										
	48.46 (1)																		
	5.46																		
2	CHALMERS Alastair	GBR										48.64	0.18						
	5.70 (2)	9.43 (2)	13.24 (3)	17.08 (3)	21.04 (3)	25.19 (3)	29.50 (4)	34.05 (3)	38.68 (3)	43.33 (3)									
	3.73	3.81	3.84	3.96	4.15	4.31	4.55	4.63	4.65										
	48.64 (2)																		
	5.31																		
3	BONVIN Julien	SUI										48.66	0.20	SB					
	5.64 (1)	9.22 (1)	12.91 (1)	16.66 (1)	20.55 (1)	24.68 (1)	29.00 (1)	33.55 (1)	38.22 (1)	43.00 (2)									
	3.58	3.69	3.75	3.89	4.13	4.32	4.55	4.67	4.78										
	48.66 (3)																		
	5.66																		
4	SIBILIO Alessandro	ITA										48.94	0.48						
			13.44 (8)	17.31 (7)	21.29 (7)	25.48 (7)	29.91 (7)	34.40 (5)	39.03 (5)	43.57 (5)									
			3.87	3.98	4.19	4.43	4.49	4.63	4.54										
	48.94 (4)																		
	5.37																		
5	DELGADO Jesús David	ESP										49.06	0.60						
	5.76 (4)	9.49 (7)	13.35 (7)	17.32 (8)	21.40 (8)	25.57 (8)	29.93 (8)	34.45 (7)	38.94 (4)	43.53 (4)									
	3.73	3.86	3.97	4.08	4.17	4.36	4.52	4.49	4.59										
	49.06 (5)																		
	5.53																		
6	ABUAKU Joshua	GER										49.39	0.93						
	5.76 (5)	9.47 (4)	13.26 (5)	17.12 (5)	21.07 (5)	25.21 (5)	29.75 (6)	34.42 (6)	39.15 (6)	43.86 (6)									
	3.71	3.79	3.86	3.95	4.14	4.54	4.67	4.73	4.71										
	49.39 (6)																		
	5.53																		
7	EDLUND Oskar	SWE										49.81	1.35						
	5.79 (7)	9.47 (5)	13.26 (6)	17.10 (4)	21.05 (4)	25.20 (4)	29.54 (5)	34.17 (4)	39.21 (7)	44.04 (7)									
	3.68	3.79	3.84	3.95	4.15	4.34	4.63	5.04	4.83										
	49.81 (7)																		
	5.77																		
	SMIDT Nick	NED										DNF							
	5.71 (3)	9.45 (3)	13.26 (4)	17.17 (6)	21.17 (6)	25.26 (6)	29.49 (3)												
	3.74	3.81	3.91	4.00	4.09	4.23													

Race Analysis

400m Hurdles Men - Heat A

START TIME

20:50

28 JUN 2025

Weather conditions

Temperature: 36 °C Humidity: 17 % Conditions: Sunny

Legend

SB Season Best

Website: www.european-athletics.com

Page 2 of 2

Report created SAT 28 JUN 2025 20:56

OFFICIAL PARTNERS



BROADCAST PARTNER



Race Analysis

400m Hurdles Men - Heat B

START TIME

20:43
28 JUN 2025

EUROPEAN RECORD	45.94	WARHOLM Karsten	NOR	Tokyo (JPN)	3 AUG 2021
CHAMPIONSHIP RECORD	48.14	SIBILIO Alessandro	ITA	Chorzów (POL)	24 JUN 2023

Rank	Name	Ctry										Result	Time Behind	
		Hurdle 1	Hurdle 2	Hurdle 3	Hurdle 4	Hurdle 5	Hurdle 6	Hurdle 7	Hurdle 8	Hurdle 9	Hurdle 10			
		Finish												
1	SAINIO Antti	FIN										49.44	SB	
		5.86 (1)	9.70 (3)	13.63 (3)	17.68 (3)	21.86 (3)	26.10 (3)	30.41 (3)	34.86 (1)	39.41 (1)	43.98 (1)			
		3.84 (3)		3.93 (3)	4.05 (3)		4.18 (3)	4.24 (3)	4.31 (3)		4.45 (1)	4.55 (1)		
		49.44 (1)												
		5.46												
2	BARRIGANA Diogo	POR										49.58	0.14	PB
		6.00 (6)	9.92 (7)	13.92 (7)	18.04 (8)	22.22 (6)	26.44 (6)	30.63 (5)	35.00 (4)	39.51 (2)	44.13 (2)			
		3.92 (7)		4.00 (7)	4.12 (8)		4.18 (6)	4.22 (6)	4.19 (5)		4.37 (4)	4.51 (2)		
		49.58 (2)												
		5.45												
3	MOLNÁR Csaba	HUN										50.12	0.68	
		5.99 (5)	9.80 (5)	13.65 (4)	17.59 (2)	21.68 (2)	25.95 (1)	30.35 (1)	34.93 (2)	39.62 (3)	44.44 (3)			
		3.81 (5)		3.85 (4)	3.94 (2)		4.09 (2)	4.27 (1)	4.40 (1)		4.58 (2)	4.69 (3)		
		50.12 (3)												
		5.68												
4	MENIN Hugo	FRA										50.49	1.05	
		5.92 (4)	9.69 (2)	13.56 (1)	17.56 (1)	21.66 (1)	25.95 (2)	30.41 (2)	35.00 (3)	39.72 (4)	44.62 (4)			
		3.77 (2)		3.87 (1)	4.00 (1)		4.10 (1)	4.29 (2)	4.46 (2)		4.59 (3)	4.72 (4)		
		50.49 (4)												
		5.87												
5	HOLUBOVYCH Rostyslav	UKR										50.97	1.53	PB
		6.06 (8)	10.04 (8)	14.00 (8)	18.02 (6)	22.27 (7)	26.60 (7)	31.04 (7)	35.72 (7)	40.52 (7)	45.37 (6)			
		3.98 (8)		3.96 (8)	4.02 (6)		4.25 (7)	4.33 (7)	4.44 (7)		4.68 (7)	4.80 (7)		
		50.97 (5)												
		5.60												
6	MIEZIANKO Pawel	POL										51.17	1.73	PB
		6.03 (7)	9.90 (6)	13.89 (6)	17.97 (5)	22.15 (5)	26.41 (5)	30.88 (6)	35.56 (6)	40.43 (6)	45.48 (7)			
		3.87 (6)		3.99 (6)	4.08 (5)		4.18 (5)	4.26 (5)	4.47 (6)		4.68 (6)	4.87 (6)		
		51.17 (6)												
		5.69												
7	LEVANTINOS Dimitris	GRE										51.24	1.80	
		5.91 (3)	9.65 (1)	13.62 (2)	17.74 (4)	21.88 (4)	26.11 (4)	30.43 (4)	35.08 (5)	40.03 (5)	45.32 (5)			
		3.74 (1)		3.97 (2)	4.12 (4)		4.14 (4)	4.23 (4)	4.32 (4)		4.65 (5)	4.95 (5)		
		51.24 (7)												
		5.92												
8	ŠERMUKŠNIS Lukas	LTU										51.96	2.52	PB
		5.87 (2)	9.79 (4)	13.88 (5)	18.03 (7)	22.31 (8)	26.76 (8)	31.35 (8)	36.13 (8)	41.21 (8)	46.13 (8)			
		3.92 (4)		4.09 (5)	4.15 (7)		4.28 (8)	4.45 (8)	4.59 (8)		4.78 (8)	5.08 (8)		
		51.96 (8)												
		5.83												

Race Analysis

400m Hurdles Men - Heat B

START TIME

20:43

28 JUN 2025

Weather conditions

Temperature: 37 °C Humidity: 16 % Conditions: Sunny

Legend

PB Personal Best **SB** Season Best

Website: www.european-athletics.com

Page 2 of 2

Report created SAT 28 JUN 2025 20:47

OFFICIAL PARTNERS



BROADCAST PARTNER



Results

400m Hurdles Women

28 JUN 2025

EUROPEAN RECORD	50.95	BOL Femke	NED	La Chaux-de-Fonds (SUI)	14 JUL 2024
CHAMPIONSHIP RECORD	53.70	STAMBOLOVA Vanya	BUL	Novi Sad (SRB)	18 JUN 2011

TIMING, RESULTS SERVICE & DISTANCE MEASUREMENT BY  **SWISS TIMING**

TEMPERATURE
36 °C

HUMIDITY
17 %

CONDITIONS
Sunny

Rank	Ctry	Name	Result	Points
1	POR	Portugal DIALLO Fatoumata Binta	54.77 SB	16
2	ITA	Italy FOLORUNSO Ayomide	54.88	15
3	GBR	Great Britain & Northern Ireland NIELSEN Lina	54.90	14
4	GER	Germany KELETY Elena	54.91	13
5	SUI	Switzerland WERNLI Lena	55.19 PB	12
6	HUN	Hungary MÁTÓ Sára	55.37 SB	11
7	FIN	Finland HALONEN Kristiina	55.62	10
8	SWE	Sweden GRANAT Moa	55.75	9
9	POL	Poland GRYC Anna	56.27	8
10	NED	Netherlands FRANKE Nina	56.30 PB	7
11	FRA	France MONTTOYA Emma	56.99	6
12	UKR	Ukraine MELNYK Tetiana	57.22 PB	5
13	CZE	Czechia CYMBÁLOVÁ Zuzana	57.61	4
14	GRE	Greece ZENEGIA Laoura	57.82 SB	3
15	ESP	Spain FRA Daniela	58.27	2
16	LTU	Lithuania SARAFINAITE Ema	1:03.22 SB	1

Heat B Start Time 21:00

Rank	Ctry	Name	Reaction time	Result
1	HUN	MÁTÓ Sára	0.207	55.37 SB
2	POL	GRYC Anna	0.203	56.27
3	NED	FRANKE Nina	0.171	56.30 PB
4	FRA	MONTTOYA Emma	0.187	56.99
5	UKR	MELNYK Tetiana	0.216	57.22 PB
6	CZE	CYMBÁLOVÁ Zuzana	0.172	57.61
7	GRE	ZENEGIA Laoura	0.178	57.82 SB
8	LTU	SARAFINAITE Ema	0.167	1:03.22 SB

Heat A Start Time 21:08

Rank	Ctry	Name	Reaction time	Result
1	POR	DIALLO Fatoumata Binta	0.144	54.77 SB
2	ITA	FOLORUNSO Ayomide	0.198	54.88
3	GBR	NIELSEN Lina	0.151	54.90
4	GER	KELETY Elena	0.211	54.91
5	SUI	WERNLI Lena	0.134	55.19 PB
6	FIN	HALONEN Kristiina	0.166	55.62
7	SWE	GRANAT Moa	0.149	55.75
8	ESP	FRA Daniela	0.178	58.27

Results

400m Hurdles Women

28 JUN 2025

Team standings after 20 of 37 events											
1	ITA	230	5	ESP	195	9	SWE	165.5	13	FIN	142
2	POL	210.5	6	GER	192	10	HUN	158.5	14	UKR	132.5
3	NED	204.5	7	FRA	191	11	CZE	157.5	15	GRE	131.5
4	GBR	198	8	SUI	177	12	POR	157.5	16	LTU	70

Legend

PB Personal Best

SB Season Best

Website: www.european-athletics.com

Page 2 of 2

Report created SAT 28 JUN 2025 21:13

OFFICIAL PARTNERS



BROADCAST PARTNER



Race Analysis

400m Hurdles Women - Heat A

START TIME

21:08
28 JUN 2025

EUROPEAN RECORD	50.95	BOL Femke	NED	La Chaux-de-Fonds (SUI)	14 JUL 2024
CHAMPIONSHIP RECORD	53.70	STAMBOLOVA Vanya	BUL	Novi Sad (SRB)	18 JUN 2011

Rank	Name	Ctry		Result	Time Behind							
		Hurdle 1	Hurdle 2	Hurdle 3	Hurdle 4	Hurdle 5	Hurdle 6	Hurdle 7	Hurdle 8	Hurdle 9	Hurdle 10	
		Finish										
1	DIALLO Fatoumata Binta	POR		54.77								SB
		6.23 (3)	10.46 (4)	14.84 (5)	19.27 (5)	23.82 (5)	28.51 (4)	33.28 (4)	38.19 (2)	43.22 (2)	48.42 (1)	
			4.23	4.38	4.43	4.55	4.69	4.77	4.91	5.03	5.20	
		54.77 (1)										
		6.35										
2	FOLORUNSO Ayomide	ITA		54.88	0.11							
		6.17 (1)	10.27 (1)	14.52 (1)	18.90 (1)	23.39 (1)	28.08 (1)	32.89 (1)	37.90 (1)	43.14 (1)	48.53 (2)	
			4.10	4.25	4.38	4.49	4.69	4.81	5.01	5.24	5.39	
		54.88 (2)										
		6.35										
3	NIELSEN Lina	GBR		54.90	0.13							
		6.30 (5)	10.55 (6)	14.88 (6)	19.30 (6)	23.85 (7)	28.54 (6)	33.34 (5)	38.31 (5)	43.40 (4)	48.67 (4)	
			4.25	4.33	4.42	4.55	4.69	4.80	4.97	5.09	5.27	
		54.90 (3)										
		6.23										
4	KELETY Elena	GER		54.91	0.14							
		6.60 (8)	10.48 (5)	14.76 (4)	19.15 (2)	23.74 (2)	28.52 (5)	33.40 (7)	38.41 (7)	43.53 (6)	48.82 (6)	
			3.88	4.28	4.39	4.59	4.78	4.88	5.01	5.12	5.29	
		54.91 (4)										
		6.09										
5	WERNLI Lena	SUI		55.19	0.42							PB
		6.21 (2)	10.41 (3)	14.74 (3)	19.18 (3)	23.80 (4)	28.59 (7)	33.38 (6)	38.36 (6)	43.51 (5)	48.80 (5)	
			4.20	4.33	4.44	4.62	4.79	4.79	4.98	5.15	5.29	
		55.19 (5)										
		6.39										
6	HALONEN Kristiina	FIN		55.62	0.85							
		6.41 (7)	10.65 (8)	15.04 (8)	19.55 (8)	24.11 (8)	28.83 (8)	33.65 (8)	38.61 (8)	43.77 (8)	49.09 (8)	
			4.24	4.39	4.51	4.56	4.72	4.82	4.96	5.16	5.32	
		55.62 (6)										
		6.53										
7	GRANAT Moa	SWE		55.75	0.98							
		6.41 (6)	10.60 (7)	14.88 (7)	19.31 (7)	23.83 (6)	28.48 (3)	33.27 (2)	38.30 (4)	43.61 (7)	49.09 (7)	
			4.19	4.28	4.43	4.52	4.65	4.79	5.03	5.31	5.48	
		55.75 (7)										
		6.66										
8	FRA Daniela	ESP		58.27	3.50							
		6.23 (4)	10.39 (2)	14.71 (2)	19.19 (4)	23.76 (3)	28.46 (2)	33.27 (3)	38.24 (3)	43.32 (3)	48.67 (3)	
			4.16	4.32	4.48	4.57	4.70	4.81	4.97	5.08	5.35	
		58.27 (8)										
		9.60										

Legend

PB Personal Best

SB Season Best

Race Analysis

400m Hurdles Women - Heat B

START TIME

21:01
28 JUN 2025

EUROPEAN RECORD	50.95	BOL Femke	NED	La Chaux-de-Fonds (SUI)	14 JUL 2024
CHAMPIONSHIP RECORD	53.70	STAMBOLOVA Vanya	BUL	Novi Sad (SRB)	18 JUN 2011

Rank	Name	Ctry		Result	Time Behind							
		Hurdle 1	Hurdle 2	Hurdle 3	Hurdle 4	Hurdle 5	Hurdle 6	Hurdle 7	Hurdle 8	Hurdle 9	Hurdle 10	
		Finish										
1	MÁTÓ Sára	HUN		55.37								SB
		6.31 (3)	10.51 (2)	14.79 (2)	19.19 (2)	23.75 (2)	28.50 (2)	33.42 (2)	38.48 (1)	43.66 (1)	48.95 (1)	
			4.20	4.28	4.40	4.56	4.75	4.92	5.06	5.18	5.29	
		55.37 (1)										
		6.42										
2	GRYC Anna	POL		56.27	0.90							
		6.45 (5)	10.72 (5)	15.14 (3)	19.60 (3)	24.40 (3)	29.67 (4)	34.68 (4)	39.78 (4)	44.92 (3)	50.16 (3)	
			4.27	4.42	4.46	4.80	5.27	5.01	5.10	5.14	5.24	
		56.27 (2)										
		6.11										
3	FRANKE Nina	NED		56.30	0.93							PB
		6.25 (1)	10.37 (1)	14.44 (1)	18.65 (1)	23.21 (1)	28.14 (1)	33.14 (1)	38.55 (2)	44.20 (2)	49.94 (2)	
			4.12	4.07	4.21	4.56	4.93	5.00	5.41	5.65	5.74	
		56.30 (3)										
		6.36										
4	MONTOYA Emma	FRA		56.99	1.62							
		6.50 (6)	10.90 (7)	15.33 (6)	19.83 (5)	24.53 (4)	29.40 (3)	34.33 (3)	39.58 (3)	45.14 (4)	50.68 (4)	
			4.40	4.43	4.50	4.70	4.87	4.93	5.25	5.56	5.54	
		56.99 (4)										
		6.31										
5	MELNYK Tetiana	UKR		57.22	1.85							PB
		6.55 (7)	10.87 (6)	15.39 (7)	20.04 (7)	24.81 (7)	29.81 (7)	34.81 (7)	40.12 (7)	45.59 (6)	50.94 (5)	
			4.32	4.52	4.65	4.77	5.00	5.00	5.31	5.47	5.35	
		57.22 (5)										
		6.28										
6	CYMBÁLOVÁ Zuzana	CZE		57.61	2.24							
		6.27 (2)	10.64 (3)	15.24 (5)	19.90 (6)	24.71 (6)	29.73 (6)	34.79 (5)	40.02 (5)	45.55 (5)	51.09 (6)	
			4.37	4.60	4.66	4.81	5.02	5.06	5.23	5.53	5.54	
		57.61 (6)										
		6.52										
7	ZENEGIA Laoura	GRE		57.82	2.45							SB
		6.37 (4)	10.66 (4)	15.14 (4)	19.76 (4)	24.67 (5)	29.71 (5)	34.80 (6)	40.10 (6)	45.65 (7)	51.18 (7)	
			4.29	4.48	4.62	4.91	5.04	5.09	5.30	5.55	5.53	
		57.82 (7)										
		6.64										
8	SARAFINAITE Ema	LTU		1:03.22	7.85							SB
		6.99 (8)	11.75 (8)	16.66 (8)	21.72 (8)	26.99 (8)	32.60 (8)	38.20 (8)	44.13 (8)	50.23 (8)	56.34 (8)	
			4.76	4.91	5.06	5.27	5.61	5.60	5.93	6.10	6.11	
		1:03.22 (8)										
		6.88										

Race Analysis

400m Hurdles Women - Heat B

START TIME

21:01

28 JUN 2025

Weather conditions

Temperature: 36 °C Humidity: 17 % Conditions: Sunny

Legend

PB Personal Best **SB** Season Best

Website: www.european-athletics.com

Page 2 of 2

Report created SAT 28 JUN 2025 21:06

OFFICIAL PARTNERS



BROADCAST PARTNER



Results

High Jump Men

28 JUN 2025

EUROPEAN RECORD	2.42	SIÖBERG Patrik	SWE	Stockholm (SWE)	30 JUN 1987
EUROPEAN RECORD	2.42	THRÄNHARDT Carlo	FRG	Berlin (GER)	26 FEB 1988
CHAMPIONSHIP RECORD	2.35	DEMYANYUK Dmytro	UKR	Stockholm (SWE)	18 JUN 2011

 TIMING, RESULTS SERVICE & DISTANCE MEASUREMENT BY  **SWISS TIMING**

Weather Begin	TEMPERATURE 37 °C	HUMIDITY 16 %	CONDITIONS	Sunny
Weather End	TEMPERATURE 37 °C	HUMIDITY 16 %	CONDITIONS	Sunny

Rank	Ctry	Name	Result	Points
1	CZE	Czechia ŠTEFELA Jan	2.33 PB	16
2	ITA	Italy SIOLI Matteo	2.27	15
3	GER	Germany POTYE Tobias	2.24	14
4	GRE	Greece MERLOS Antonios	2.21 =SB	12.5
4	UKR	Ukraine NIKITIN Dmytro	2.21	12.5
6	ESP	Spain GONZALEZ David	2.21 PB	11
7	GBR	Great Britain & Northern Ireland JACK Kimani	2.21 PB	10
8	POL	Poland KOŁODZIEJSKI Mateusz	2.21	9
9	LTU	Lithuania BAIKŠTYS Juozas	2.18	7.5
9	FRA	France PASQUIER Elijah	2.18	7.5
11	HUN	Hungary TÖRÖK Gergely	2.14	6
12	POR	Portugal BALDÉ Gerson	2.14 SB	4.5
12	FIN	Finland KOSONEN Daniel	2.14	4.5
14	SWE	Sweden LYCKE HOLM Melwin	2.14	3
15	SUI	Switzerland HOSTETTLER Jérôme	2.10 =PB	2
16	NED	Netherlands van der LEE Jin	2.10	1

Group A

Start Time 19:51

Rank	Country	Name	2.05	2.10	2.14	2.18	2.21	2.24	2.27	2.30	2.33	2.36
1	CZE	ŠTEFELA J	-	-	0	0	0	0	XO	0	XO	XXX
2	ITA	SIOLI M	-	0	0	0	0	0	XXO	XX		
3	GER	POTYE T	0	0	0	XO	XO	0	XX			
4	GRE	MERLOS A	-	0	0	0	0	XXX				
4	UKR	NIKITIN D	-	0	0	-	0	XX-	X			
6	POL	KOŁODZIEJSKI M	0	0	0	0	XXO	XX				
7	HUN	TÖRÖK G	0	0	0	XXX						
8	FIN	KOSONEN D	XO	0	0	X-	XX					

Results

High Jump Men

28 JUN 2025

Group B

Start Time 18:51

Rank	Country	Name	1.95	2.00	2.05	2.10	2.14	2.18	2.21	2.24
1	ESP	GONZALEZ D	0	-	0	0	0	XXO	0	XX
2	GBR	JACK K	-	-	0	XO	0	XO	XO	X
3	LTU	BAIKŠTYS J	-	-	0	0	XO	XO	XX	
3	FRA	PASQUIER E	-	0	XO	0	0	XO	XX	
5	POR	BALDÉ G	-	XO	0	0	0	XXX		
6	SWE	LYCKE HOLM M	-	0	0	XO	XO	XX		
7	SUI	HOSTETTLER J	0	0	0	0	XXX			
8	NED	van der LEE J	-	0	0	XO	XXX			

Team standings after 21 of 37 events

1	ITA	245	5	ESP	206	9	CZE	173.5	13	FIN	146.5
2	POL	219.5	6	NED	205.5	10	SWE	168.5	14	UKR	145
3	GBR	208	7	FRA	198.5	11	HUN	164.5	15	GRE	144
4	GER	206	8	SUI	179	12	POR	162	16	LTU	77.5

Legend
 =PB Equal Personal Best =SB Equal Season Best PB Personal Best SB Season Best

Results

4x100m Relay Men

28 JUN 2025

EUROPEAN RECORD	37.36	Great Britain & Northern Ireland	GBR	Doha (QAT)	5 OCT 2019
CHAMPIONSHIP RECORD	38.08	Great Britain & Northern Ireland	GBR	Villeneuve d'Ascq (FRA)	24 JUN 2017

 TIMING, RESULTS SERVICE & DISTANCE MEASUREMENT BY  **SWISS TIMING**

TEMPERATURE

36 °C

HUMIDITY

17 %

CONDITIONS

Sunny

Rank	Ctry	Name	Result	Points
1	NED	Netherlands EKPO Nsikak BURNET Taymir	37.87 CR EL NR	16
2	GER	Germany KRANZ Kevin SCHULTE Marvin	38.27	15
3	GBR	Great Britain & Northern Ireland GLAVE Romell GEMILI Adam	38.33	14
4	ITA	Italy RANDAZZO Filippo TORTU Filippo	38.46	13
5	ESP	Spain HERNÁNDEZ Jorge JORDAN Abel	38.57 SB	12
6	CZE	Czechia STROMŠÍK Zdenek NEMEJC Tomáš	38.59 NR	11
7	SUI	Switzerland EHAMMER Simon SVENSSON Felix	38.88 SB	10
8	GRE	Greece VRONTINOS Theodoros PANAGIOTOPOULOS Nikolaos	38.91 SB	9
9	POR	Portugal NASCIMENTO Carlos MAIA Gabriel	39.15	8
10	FIN	Finland LOUKO Valtteri ÖRN Santeri	39.24 SB	7
11	HUN	Hungary ILLOVSZKY Dominik PAP Márk	39.26 SB	6
12	POL	Poland KRUPA Patryk BRZEZINSKI Adrian	39.29	5
13	SWE	Sweden ZIRIGNON Jean-Christian ERIKSSON Zion	39.44 SB	4
14	LTU	Lithuania SKRABULIS Kostas SEIKAUSKAS Kristupas	39.95	3
	FRA	France BIZASENE Ylann ERIUJ Jeff	DNF	0

Results

4x100m Relay Men

28 JUN 2025

UKR **Ukraine** **DQ** **0** TR17.2.3
 SOSNOVENKO Oleksandr YANCHYK Dmytro
 SOKOLOV Oleksandr POPOV Illia

Heat B Start Time 21:22					Heat A Start Time 21:31				
Rank	Ctry	Name	Reaction time	Result	Rank	Ctry	Name	Reaction time	Result
1	CZE	Czechia	0.157	38.59 NR	1	NED	Netherlands	0.157	37.87 CR,EL,NR
2	SUI	Switzerland	0.141	38.88 SB	2	GER	Germany	0.163	38.27
3	GRE	Greece	0.160	38.91 SB	3	GBR	Great Britain & Ni	0.146	38.33
4	POR	Portugal	0.149	39.15	4	ITA	Italy	0.167	38.46
5	FIN	Finland	0.131	39.24 SB	5	ESP	Spain	0.143	38.57 SB
6	HUN	Hungary	0.165	39.26 SB	6	POL	Poland	0.154	39.29
7	LTU	Lithuania	0.137	39.95	7	SWE	Sweden	0.158	39.44 SB
	UKR	Ukraine	0.166	DQ TR17.2.3		FRA	France	0.155	DNF

Team standings after 22 of 37 events											
1	ITA	258	5	GER	221	9	CZE	184.5	13	FIN	153.5
2	POL	224.5	6	ESP	218	10	SWE	172.5	14	GRE	153
3	GBR	222	7	FRA	198.5	11	HUN	170.5	15	UKR	145
4	NED	221.5	8	SUI	189	12	POR	170	16	LTU	80.5

Note:

TR17.2.3 - Lane infringement

Legend

CR Championship Record **DNF** Did Not Finish **DQ** Disqualified **EL** European Lead
NR National Record **SB** Season Best



Race Analysis

4x100m Relay Men - Heat A

START TIME

21:27

28 JUN 2025

EUROPEAN RECORD	37.36	Great Britain & Northern Ireland	GBR	Doha (QAT)	5 OCT 2019
CHAMPIONSHIP RECORD	38.08	Great Britain & Northern Ireland	GBR	Villeneuve d'Ascq (FRA)	24 JUN 2017

Rank	Name	Ctry	Result	Time Behind		
			100m	200m	300m	Finish
1	Netherlands	NED	37.87		CR EL NR	
			10.48 (3)		28.78 (1)	37.87 (1) 9.09
2	Germany	GER	38.27	0.40		
			10.44 (2)	19.49 (1) 9.05	29.12 (2) 9.63	38.27 (2) 9.15
3	Great Britain & Ni	GBR	38.33	0.46		
			10.39 (1)	19.80 (3) 9.41	29.16 (4) 9.36	38.33 (3) 9.17
4	Italy	ITA	38.46	0.59		
			10.73 (7)	19.87 (5) 9.14		38.46 (4)
5	Spain	ESP	38.57	0.70		SB
			10.54 (4)	19.81 (4) 9.27	29.19 (5) 9.38	38.57 (5) 9.38
6	Poland	POL	39.29	1.42		
			10.84 (8)	20.13 (7) 9.29	30.12 (7) 9.99	39.29 (6) 9.17
7	Sweden	SWE	39.44	1.57		SB
			10.71 (6)	20.11 (6) 9.40	29.75 (6) 9.64	39.44 (7) 9.69
	France	FRA	DNF			
			10.68 (5)	19.68 (2) 9.00	29.12 (3) 9.44	

Weather conditions

Temperature: 36 °C Humidity: 17 % Conditions: Sunny

Legend

CR Championship Record EL European Lead NR National Record SB Season Best

Race Analysis

4x100m Relay Men - Heat B

START TIME

21:20

28 JUN 2025

EUROPEAN RECORD	37.36	Great Britain & Northern Ireland	GBR	Doha (QAT)	5 OCT 2019
CHAMPIONSHIP RECORD	38.08	Great Britain & Northern Ireland	GBR	Villeneuve d'Ascq (FRA)	24 JUN 2017

Rank	Name	Ctry	Result	Time Behind		
			100m	200m	300m	Finish
1	Czechia	CZE	38.59	NR		
			10.41 (1)		29.25 (1)	38.59 (1) 9.34
2	Switzerland	SUI	38.88	0.29	SB	
			20.03 (3)			38.88 (2)
3	Greece	GRE	38.91	0.32	SB	
			10.72 (4)	20.20 (4)	29.66 (3)	38.91 (3) 9.48 9.25
4	Portugal	POR	39.15	0.56		
			10.77 (5)	20.23 (5)	29.67 (4)	39.15 (4) 9.46 9.48
5	Finland	FIN	39.24	0.65	SB	
			10.78 (6)	20.23 (6)	29.90 (6)	39.24 (5) 9.45 9.34
6	Hungary	HUN	39.26	0.67	SB	
			10.55 (3)	19.94 (2)	29.77 (5)	39.26 (6) 9.39 9.49
7	Lithuania	LTU	39.95	1.36		
			11.02 (7)	20.68 (7)		39.95 (7) 9.66
	Ukraine	UKR	DQ	TR17.2.3		
			10.53 (2)	19.92 (1)	29.58 (2)	
				9.39	9.66	

Note:
TR17.2.3 - Lane infringement

Legend
NR National Record SB Season Best

Results

4x100m Relay Women

28 JUN 2025

EUROPEAN RECORD	41.37	German Democratic Republik	GDR	Canberra (AUS)	6 OCT 1985
CHAMPIONSHIP RECORD	42.47	Germany	GER	Villeneuve d'Ascq (FRA)	24 JUN 2017

TIMING, RESULTS SERVICE & DISTANCE MEASUREMENT BY  **SWISS TIMING**

TEMPERATURE
36 °C

HUMIDITY
17 %

CONDITIONS
Sunny

Rank	Ctry	Name	Result	Points
1	NED	Netherlands VISSER Nadine KLAVER Lieke	42.02 CR EL NR	16
2	ESP	Spain CLADERA Esperança BESTUÉ Jaël	42.11 NR	15
3	GER	Germany KWAYIE Lisa Marie MAYER Sina	42.52 SB	14
4	ITA	Italy FONTANA Vittoria HOOPER Gloria	42.58 SB	13
5	POL	Poland STEFANOWICZ Magdalena NIEMCZYK Magdalena	42.84 SB	12
6	FRA	France ZAHY Carolle RICHARD Sarah	42.86 SB	11
7	SUI	Switzerland FREY Géraldine BÜRGI Céline	42.87 SB	10
8	GBR	Great Britain & Northern Ireland BARRETT Alicia BENNETT Rachel	43.00	9
9	GRE	Greece KAMPERIDOU Sofia SPANOUDAKI-CHATZIRIGA Rafailia	43.26 SB	8
10	HUN	Hungary CSÓTI Juszti SULYÁN Alexa	43.33 NR	7
11	POR	Portugal BAZOLO Lorène Dorcas CASTELHANO Beatriz	43.44 NR	6
12	CZE	Czechia KVASNICKOVÁ Pavla TÁBORSKÁ Terezie	43.65 SB	5
13	SWE	Sweden HENRIKSSON Julia ANDERBERG Nikki	44.22 SB	4
14	FIN	Finland PULKKINEN Aino PURSJAINEN Anna	44.48 SB	3
15	UKR	Ukraine KARANDUKOVA Anna HONCHARENKO Diana	44.52 SB	2

Results

4x100m Relay Women

28 JUN 2025

16 LTU **Lithuania** **44.81** **SB** 1
 OŽECHAUSKAITE Andre JONAUSKYTE Akvile
 RUPŠYTE Ema SABAITYTE Lukrecija

Heat B Start Time 21:41

Rank	Ctry	Name	Reaction time	Result
1	GRE	Greece	0.210	43.26 SB
2	HUN	Hungary	0.170	43.33 NR
3	POR	Portugal	0.151	43.44 NR
4	CZE	Czechia	0.138	43.65 SB
5	SWE	Sweden	0.145	44.22 SB
6	FIN	Finland	0.143	44.48 SB
7	UKR	Ukraine	0.152	44.52 SB
8	LTU	Lithuania	0.148	44.81 SB

Heat A Start Time 21:50

Rank	Ctry	Name	Reaction time	Result
1	NED	Netherlands	0.152	42.02 CR,EL,NR
2	ESP	Spain	0.137	42.11 NR
3	GER	Germany	0.149	42.52 SB
4	ITA	Italy	0.200	42.58 SB
5	POL	Poland	0.154	42.84 SB
6	FRA	France	0.143	42.86 SB
7	SUI	Switzerland	0.145	42.87 SB
8	GBR	Great Britain & Ni	0.182	43.00

Team standings after 23 of 37 events

1	ITA	271	5	ESP	233	9	CZE	189.5	13	GRE	161
2	NED	237.5	6	GBR	231	10	HUN	177.5	14	FIN	156.5
3	POL	236.5	7	FRA	209.5	11	SWE	176.5	15	UKR	147
4	GER	235	8	SUI	199	12	POR	176	16	LTU	81.5

Legend
 CR Championship Record EL European Lead NR National Record SB Season Best

Race Analysis

4x100m Relay Women - Heat A

START TIME

21:45

28 JUN 2025

EUROPEAN RECORD	41.37	German Democratic Republik	GDR	Canberra (AUS)	6 OCT 1985
CHAMPIONSHIP RECORD	42.47	Germany	GER	Villeneuve d'Ascq (FRA)	24 JUN 2017

Rank	Name	Ctry	Result	Time Behind		
			100m	200m	300m	Finish
1	Netherlands	NED	42.02		CR EL NR	
			11.31 (1)			42.02 (1)
2	Spain	ESP	42.11	0.09	NR	
			11.56 (3)	21.44 (1) 9.88	31.85 (1) 10.41	42.11 (2) 10.26
3	Germany	GER	42.52	0.50	SB	
			11.65 (4)	21.66 (2) 10.01	32.28 (4) 10.62	42.52 (3) 10.24
4	Italy	ITA	42.58	0.56	SB	
			11.50 (2)	21.80 (3) 10.30	32.26 (2) 10.46	42.58 (4) 10.32
5	Poland	POL	42.84	0.82	SB	
			11.72 (5)	22.08 (5) 10.36	32.57 (6) 10.49	42.84 (5) 10.27
6	France	FRA	42.86	0.84	SB	
					32.26 (3)	42.86 (6) 10.60
7	Switzerland	SUI	42.87	0.85	SB	
			11.72 (6)	22.05 (4) 10.33	32.41 (5) 10.36	42.87 (7) 10.46
8	Great Britain & Ni	GBR	43.00	0.98		
			12.13 (7)	22.33 (6) 10.20	32.57 (7) 10.24	43.00 (8) 10.43

Weather conditions

Temperature: 36 °C Humidity: 17 % Conditions: Sunny

Legend

CR Championship Record **EL** European Lead **NR** National Record **SB** Season Best

Race Analysis

4x100m Relay Women - Heat B

START TIME

21:38

28 JUN 2025

EUROPEAN RECORD	41.37	German Democratic Republik	GDR	Canberra (AUS)	6 OCT 1985
CHAMPIONSHIP RECORD	42.47	Germany	GER	Villeneuve d'Ascq (FRA)	24 JUN 2017

Rank	Name	Ctry		Result	Time Behind	
		100m	200m	300m	Finish	
1	Greece	GRE		43.26	SB	
		12.12 (6)	22.42 (5)	33.05 (4)	43.26 (1)	10.21
			10.30	10.63		
2	Hungary	HUN		43.33	0.07	NR
		11.80 (4)	22.21 (4)	32.58 (1)	43.33 (2)	10.75
			10.41	10.37		
3	Portugal	POR		43.44	0.18	NR
		11.56 (2)	22.15 (2)	32.88 (2)	43.44 (3)	10.56
			10.59	10.73		
4	Czechia	CZE		43.65	0.39	SB
		11.49 (1)	22.13 (1)	32.94 (3)	43.65 (4)	10.71
			10.64	10.81		
5	Sweden	SWE		44.22	0.96	SB
		11.71 (3)	22.17 (3)	33.65 (5)	44.22 (5)	10.57
			10.46	11.48		
6	Finland	FIN		44.48	1.22	SB
			22.56 (6)	33.71 (6)	44.48 (6)	10.77
				11.15		
7	Ukraine	UKR		44.52	1.26	SB
		12.01 (5)	22.77 (7)	33.72 (7)	44.52 (7)	10.80
			10.76	10.95		
8	Lithuania	LTU		44.81	1.55	SB
		12.19 (7)	22.86 (8)	33.73 (8)	44.81 (8)	11.08
			10.67	10.87		

Weather conditions

Temperature: 36 °C Humidity: 17 % Conditions: Sunny

Legend

NR National Record **SB** Season Best

Results

Discus Throw Men

START TIME

20:37
28 JUN 2025

EUROPEAN RECORD	75.56	ALEKNA Mykolas	LTU	Ramona, OK (USA)	13 APR 2025
CHAMPIONSHIP RECORD	69.94	CEH Kristjan	SLO	Chorzów (POL)	21 JUN 2023

 TIMING, RESULTS SERVICE & DISTANCE MEASUREMENT BY  **SWISS TIMING**

 Weather Begin TEMPERATURE **36 °C** HUMIDITY **17 %** CONDITIONS **Sunny**

 Weather End TEMPERATURE **36 °C** HUMIDITY **17 %** CONDITIONS **Sunny**

Rank	Ctry	Name	Result	Points
1	SWE	Sweden STÅHL Daniel	68.36	16
2	GER	Germany SOSNA Mika	66.17	15
3	GBR	Great Britain & Northern Ireland OKOYE Lawrence	65.83	14
4	ESP	Spain CASAS Diego	64.77	13
5	LTU	Lithuania GUDŽIUS Andrius	64.63	12
6	NED	Netherlands ROLVINK Ruben	63.78	11
7	POL	Poland STACHNIK Oskar	61.88	10
8	FRA	France DJOUHAN Lolassonn	59.83	9
9	GRE	Greece PAVLIDIS Dimitrios	59.78	8
10	UKR	Ukraine BRUDIN Mykhailo	59.41 SB	7
11	POR	Portugal SOUSA Emanuel	59.23	6
12	ITA	Italy SACCOMANO Enrico	58.66	5
13	CZE	Czechia FOREJT Jakub	57.43	4
14	SUI	Switzerland VETTERLI Gian	57.42	3
15	FIN	Finland LAMPINEN Mico	56.67	2
	HUN	Hungary HUSZÁK János	NM	0

Rank	Country	Name	1	2	3	4	5	6
1	SWE	STÅHL D	66.32	x	68.36	67.72	x	66.17
2	GER	SOSNA M	66.17	64.14	63.37	64.31	64.29	63.68
3	GBR	OKOYE L	65.83	65.02	63.41	x	63.40	64.89
4	ESP	CASAS D	61.84	62.35	62.91	64.32	64.77	62.55
5	LTU	GUDŽIUS A	59.40	63.60	x	64.63	64.44	
6	NED	ROLVINK R	63.73	60.19	63.78	x	x	
7	POL	STACHNIK O	60.13	61.88	60.72	60.09	59.73	
8	FRA	DJOUHAN L	58.18	59.83	x	57.50	58.63	
9	GRE	PAVLIDIS D	58.27	x	59.78			
10	UKR	BRUDIN M	59.41	59.30	x			
11	POR	SOUSA E	59.23	58.56	58.23			

Results

Discus Throw Men

START TIME

20:37

28 JUN 2025

12	ITA	SACCOMANO E	57.99	57.54	58.66
13	CZE	FOREJT J	57.08	57.43	57.30
14	SUI	VETTERLI G	51.82	57.42	57.19
15	FIN	LAMPINEN M	56.67	x	55.82
	HUN	HUSZÁK J	x	x	x

Team standings after 24 of 37 events

1	ITA	276	5	ESP	246	9	CZE	193.5	13	GRE	169
2	GER	250	6	GBR	245	10	SWE	192.5	14	FIN	158.5
3	NED	248.5	7	FRA	218.5	11	POR	182	15	UKR	154
4	POL	246.5	8	SUI	202	12	HUN	177.5	16	LTU	93.5

Legend

SB Season Best

Website: www.european-athletics.com

Page 2 of 2

Report created SAT 28 JUN 2025 21:59

OFFICIAL PARTNERS



BROADCAST PARTNER



Results

Triple Jump Women

START TIME

20:22

28 JUN 2025

EUROPEAN RECORD	15.50	KRAVETS Inessa	UKR	Göteborg (SWE)	10 AUG 1995
CHAMPIONSHIP RECORD	14.87	KONEVA Yekaterina	RUS	Cheboksary (RUS)	20 JUN 2015

TIMING, RESULTS SERVICE & DISTANCE MEASUREMENT BY  **SWISS TIMING**

Weather Begin

TEMPERATURE **36 °C**

HUMIDITY **17 %**

CONDITIONS **Sunny**

Weather End

TEMPERATURE **36 °C**

HUMIDITY **17 %**

CONDITIONS **Sunny**

Rank	Ctry	Name	Result	Points
1	GER	Germany JOYEUX Caroline	14.42	16
2	SWE	Sweden ÅSKAG Maja	14.18 SB	15
3	ITA	Italy SARACENI Erika Giorgia Anoeta	14.08 PB	14
4	GRE	Greece KORENEVA Oxana	13.93	13
5	FRA	France GUILLAUME Ilionis	13.90	12
6	CZE	Czechia SUCHÁ Linda	13.85	11
7	POL	Poland LASKOWSKA Adrianna	13.76	10
8	LTU	Lithuania KILTY Dovile	13.46	9
9	POR	Portugal GOMES Lucinda	13.26	8
10	GBR	Great Britain & Northern Ireland FORDE-WELLS Georgina	13.26	7
11	UKR	Ukraine BARANIVSKA Viktoriia	13.24	6
12	NED	Netherlands LEERDAM Kellynsia	13.01	5
13	HUN	Hungary VIRÓK Erna	12.86	4
14	ESP	Spain GONZALEZ Maria	12.85	3
15	SUI	Switzerland FERBER Hanna	12.62	2
	FIN	Finland SALMINEN Senni	NM	0

Rank	Country	Name	1	2	3	4	5	6
1	GER	JOYEUX C	x (-0.5)	14.17 (-0.4)	13.35 (+0.5)	x (0.0)	x (-0.4)	14.42 (-0.1)
2	SWE	ÅSKAG M	x (-0.8)	13.99 (-0.6)	12.30 (-0.5)	x (-0.2)	13.99 (+0.2)	14.18 (+0.3)
3	ITA	SARACENI EGA	13.20 (-0.7)	13.64 (-0.3)	x (+0.2)	x (-0.1)	13.99 (+0.2)	14.08 (+0.1)
4	GRE	KORENEVA O	x (-0.4)	13.86 (-0.4)	13.93 (-0.1)	13.78 (0.0)	x (+0.1)	13.41 (+0.1)
5	FRA	GUILLAUME I	x (-1.2)	13.19 (-0.5)	13.32 (+0.3)	13.83 (+0.3)	13.90 (+0.2)	
6	CZE	SUCHÁ L	13.37 (-0.6)	x (0.0)	x (+0.2)	13.60 (0.0)	13.85 (+0.3)	
7	POL	LASKOWSKA A	x (-0.3)	13.76 (0.0)	x (-0.2)	x (0.0)	x (0.0)	
8	LTU	KILTY D	13.29 (-0.5)	x (-0.5)	x (-0.2)	x (+0.3)	13.46 (0.0)	
9	POR	GOMES L	12.68 (-1.0)	12.76 (-0.3)	13.26 (-0.1)			
10	GBR	FORDE-WELLS G	x (-0.9)	13.26 (-0.1)	12.57 (+0.1)			
11	UKR	BARANIVSKA V	13.24 (-0.7)	x (-0.4)	13.21 (-0.5)			

Results

Triple Jump Women

START TIME

20:22

28 JUN 2025

12	NED	LEERDAM K	x	(-1.0)	12.94	(-0.2)	13.01	(-0.5)
13	HUN	VIRÓK E	12.83	(-0.2)	12.40	(-0.3)	12.86	(0.0)
14	ESP	GONZALEZ M	x	(-0.7)	x	(-0.7)	12.85	(+0.3)
15	SUI	FERBER H	12.62	(-0.3)	12.60	(+0.3)	12.28	(-0.5)
	FIN	SALMINEN S	x	(-0.3)	x	(-1.1)	x	(-0.1)

Team standings after 25 of 37 events

1	ITA	290	5	GBR	252	9	CZE	204.5	13	HUN	181.5
2	GER	266	6	ESP	249	10	SUI	204	14	UKR	160
3	POL	256.5	7	FRA	230.5	11	POR	190	15	FIN	158.5
4	NED	253.5	8	SWE	207.5	12	GRE	182	16	LTU	102.5

Legend

PB Personal Best

SB Season Best

Results

200m Women

29 JUN 2025

EUROPEAN RECORD	21.63	SCHIPPERS Dafne	NED	Beijing (CHN)	28 AUG 2015
CHAMPIONSHIP RECORD	22.45	SCHIPPERS Dafne	NED	Herakleion (GRE)	21 JUN 2015

TIMING, RESULTS SERVICE & DISTANCE MEASUREMENT BY  **SWISS TIMING**

TEMPERATURE
39 °C

HUMIDITY
12 %

CONDITIONS
Sunny

Rank	Ctry	Name	Result	Points
1	ESP	Spain BESTUÉ Jaël	22.19 CR EL NR	16
2	FRA	France PARISOT Helene	22.42 PB	15
3	GER	Germany JUNK Sophia	22.53 PB	14
4	NED	Netherlands KLAVER Lieke	22.59 SB	13
5	POR	Portugal BAZOLO Lorène Dorcas	22.61 NR	12
6	HUN	Hungary TAKÁCS Boglárka	22.65 NR	11
7	ITA	Italy KADDARI Dalia	22.68 SB	10
8	SWE	Sweden HENRIKSSON Julia	22.74 SB	9
9	SUI	Switzerland POINTET Léonie	22.82 SB	8
10	GBR	Great Britain & Northern Ireland BENNETT Rachel	22.87 PB	7
11	GRE	Greece EMMANOULIDOU Polyniki	22.97 SB	6
12	POL	Poland NIEMCZYK Magdalena	23.04 PB	5
13	LTU	Lithuania SABAITYTE Lukrecija	23.11 PB	4
14	CZE	Czechia TÁBORSKÁ Terezie	23.37	3
15	UKR	Ukraine KAYSEN Tetiana	23.59	2
16	FIN	Finland PULKKINEN Aino	23.95	1

Heat B Start Time 18:59

Rank	Ctry	Name	Reaction time	Result	Wind:-0.3
1	HUN	TAKÁCS Boglárka	0.152	22.65 NR	
2	ITA	KADDARI Dalia	0.124	22.68 SB	
3	SUI	POINTET Léonie	L 0.134	22.82 SB	
4	GRE	EMMANOULIDOU Polyniki	0.162	22.97 SB	
5	POL	NIEMCZYK Magdalena	0.160	23.04 PB	
6	LTU	SABAITYTE Lukrecija	0.189	23.11 PB	
7	UKR	KAYSEN Tetiana	0.170	23.59	
8	FIN	PULKKINEN Aino	0.138	23.95	

Heat A Start Time 19:06

Rank	Ctry	Name	Reaction time	Result	Wind:+0.8
1	ESP	BESTUÉ Jaël	0.163	22.19 CR,EL,NR	
2	FRA	PARISOT Helene	0.172	22.42 PB	
3	GER	JUNK Sophia	0.152	22.53 PB	
4	NED	KLAVER Lieke	0.160	22.59 SB	
5	POR	BAZOLO Lorène Dorcas	0.151	22.61 NR	
6	SWE	HENRIKSSON Julia	0.147	22.74 SB	
7	GBR	BENNETT Rachel	0.159	22.87 PB	
8	CZE	TÁBORSKÁ Terezie	0.148	23.37	

Results

200m Women

29 JUN 2025

Team standings after 26 of 37 events											
1	ITA	300	5	POL	261.5	9	SUI	212	13	GRE	188
2	GER	280	6	GBR	259	10	CZE	207.5	14	UKR	162
3	NED	266.5	7	FRA	245.5	11	POR	202	15	FIN	159.5
4	ESP	265	8	SWE	216.5	12	HUN	192.5	16	LTU	106.5

Note:

Lane infringement - Athlete POINTET Léonie - TR 17.3.3 - First lane infringement.

Legend

CR Championship Record EL European Lead L Lane Infringement NR National Record
PB Personal Best SB Season Best

Race Analysis

200m Women - Heat A

START TIME

19:07

29 JUN 2025

EUROPEAN RECORD	21.63	SCHIPPERS Dafne	NED	Beijing (CHN)	28 AUG 2015
CHAMPIONSHIP RECORD	22.45	SCHIPPERS Dafne	NED	Herakleion (GRE)	21 JUN 2015

Rank	Name	Ctry										Result	Time Behind		
		10m	20m	30m	40m	50m	60m	70m	80m	90m	100m				
		110m	120m	130m	140m	150m	160m	170m	180m	190m	Finish				
1	BESTUÉ Jaël	ESP										22.19		CR EL NR	
	2.05 (4)	3.19 (2)	4.24 (1)	5.24 (1)	6.23 (1)	7.22 (1)	8.21 (1)	9.22 (1)	10.25 (1)	11.26 (1)					
		1.14	1.05	1.00	0.99	0.99	0.99	1.01	1.03	1.01					
	12.30 (1)	13.34 (1)	14.38 (1)	15.43 (1)	16.49 (1)	17.57 (1)	18.67 (1)	19.80 (1)	20.95 (1)	22.19 (1)					
	1.04	1.04	1.04	1.05	1.06	1.08	1.10	1.13	1.15	1.24					
2	PARISOT Helene	FRA										22.42	0.23	PB	
	2.06 (5)	3.23 (5)	4.29 (5)	5.33 (4)	6.32 (4)	7.32 (4)	8.32 (4)	9.32 (3)	10.35 (3)	11.38 (3)					
		1.17	1.06	1.04	0.99	1.00	1.00	1.00	1.03	1.03					
	12.42 (2)	13.48 (2)	14.52 (2)	15.57 (2)	16.64 (2)	17.73 (2)	18.84 (2)	19.98 (2)	21.15 (2)	22.42 (2)					
	1.04	1.06	1.04	1.05	1.07	1.09	1.11	1.14	1.17	1.27					
3	JUNK Sophia	GER										22.53	0.34	PB	
	2.00 (1)	3.18 (1)	4.25 (2)	5.27 (2)	6.29 (3)	7.31 (3)	8.31 (3)	9.34 (4)	10.37 (4)	11.40 (4)					
		1.18	1.07	1.02	1.02	1.02	1.00	1.03	1.03	1.03					
	12.44 (4)	13.48 (3)	14.53 (3)	15.59 (3)	16.68 (3)	17.78 (3)	18.92 (3)	20.07 (3)	21.26 (3)	22.53 (3)					
	1.04	1.04	1.05	1.06	1.09	1.10	1.14	1.15	1.19	1.27					
4	KLAVER Lieke	NED										22.59	0.40	SB	
	2.08 (6)	3.27 (6)	4.36 (6)	5.38 (6)	6.42 (6)	7.42 (6)	8.43 (6)	9.45 (6)	10.49 (5)	11.54 (5)					
		1.19	1.09	1.02	1.04	1.00	1.01	1.02	1.04	1.05					
	12.60 (5)	13.63 (5)	14.68 (5)	15.79 (5)	16.86 (5)	17.93 (5)	19.04 (5)	20.15 (5)	21.31 (4)	22.59 (4)					
	1.06	1.03	1.05	1.11	1.07	1.07	1.11	1.11	1.16	1.28					
5	BAZOLO Lorène Dorcas	POR										22.61	0.42	NR	
	2.04 (3)	3.20 (3)	4.26 (3)	5.28 (3)	6.27 (2)	7.27 (2)	8.27 (2)	9.28 (2)	10.34 (2)	11.38 (2)					
		1.16	1.06	1.02	0.99	1.00	1.00	1.01	1.06	1.04					
	12.43 (3)	13.51 (4)	14.55 (4)	15.62 (4)	16.72 (4)	17.82 (4)	18.97 (4)	20.14 (4)	21.33 (5)	22.61 (5)					
	1.05	1.08	1.04	1.07	1.10	1.10	1.15	1.17	1.19	1.28					
6	HENRIKSSON Julia	SWE										22.74	0.55	SB	
	2.04 (2)	3.21 (4)	4.29 (4)	5.35 (5)	6.37 (5)	7.38 (5)	8.41 (5)	9.44 (5)	10.50 (6)	11.55 (6)					
		1.17	1.08	1.06	1.02	1.01	1.03	1.03	1.06	1.05					
	12.61 (6)	13.66 (6)	14.72 (6)	15.79 (6)	16.88 (6)	17.98 (6)	19.10 (6)	20.26 (6)	21.44 (6)	22.74 (6)					
	1.06	1.05	1.06	1.07	1.09	1.10	1.12	1.16	1.18	1.30					
7	BENNETT Rachel	GBR										22.87	0.68	PB	
	2.12 (8)	3.32 (8)	4.41 (8)	5.44 (8)	6.49 (8)	7.52 (8)	8.54 (8)	9.56 (8)	10.62 (8)	11.71 (8)					
		1.20	1.09	1.03	1.05	1.03	1.02	1.02	1.06	1.09					
	12.71 (7)	13.78 (7)	14.84 (7)	15.91 (7)	16.99 (7)	18.09 (7)	19.20 (7)	20.38 (7)	21.55 (7)	22.87 (7)					
	1.00	1.07	1.06	1.07	1.08	1.10	1.11	1.18	1.17	1.32					
8	TÁBORSKÁ Terezie	CZE										23.37	1.18		
	2.08 (7)	3.28 (7)	4.37 (7)	5.41 (7)	6.45 (7)	7.48 (7)	8.50 (7)	9.54 (7)	10.60 (7)	11.67 (7)					
		1.20	1.09	1.04	1.04	1.03	1.02	1.04	1.06	1.07					
	12.75 (8)	13.84 (8)	14.96 (8)	16.08 (8)	17.22 (8)	18.37 (8)	19.56 (8)	20.76 (8)	22.01 (8)	23.37 (8)					
	1.08	1.09	1.12	1.12	1.14	1.15	1.19	1.20	1.25	1.36					

Legend
CR Championship Record **EL** European Lead **NR** National Record **PB** Personal Best
SB Season Best

Race Analysis

200m Women - Heat B

START TIME

19:00
29 JUN 2025
REVISED 1
29 JUN 19:11

EUROPEAN RECORD	21.63	SCHIPPERS Dafne	NED	Beijing (CHN)	28 AUG 2015
CHAMPIONSHIP RECORD	22.45	SCHIPPERS Dafne	NED	Herakleion (GRE)	21 JUN 2015

Rank	Name	Ctry										Result	Time Behind
		10m	20m	30m	40m	50m	60m	70m	80m	90m	100m		
		110m	120m	130m	140m	150m	160m	170m	180m	190m	Finish		
1	TAKÁCS Boglárka	HUN										22.65	NR
		2.08 (6)	3.23 (4)	4.27 (3)	5.28 (3)	6.28 (3)	7.29 (2)	8.29 (1)	9.31 (1)	10.35 (1)	11.39 (1)		
			1.15	1.04	1.01	1.00	1.01	1.00	1.02	1.04	1.04		
		12.45 (1)	13.52 (1)	14.60 (1)	15.69 (2)	16.79 (1)	17.91 (2)	19.04 (1)	20.20 (1)	21.37 (1)	22.65 (1)		
		1.06	1.07	1.08	1.09	1.10	1.12	1.13	1.16	1.17	1.28		
2	KADDARI Dalia	ITA										22.68	0.03
		2.03 (3)	3.22 (3)	4.30 (4)	5.33 (4)	6.35 (4)	7.37 (4)	8.38 (4)	9.41 (4)	10.45 (4)	11.47 (3)		
			1.19	1.08	1.03	1.02	1.02	1.01	1.03	1.04	1.02		
		12.51 (3)	13.55 (3)	14.62 (3)	15.68 (1)	16.81 (2)	17.91 (1)	19.04 (2)	20.20 (2)	21.38 (2)	22.68 (2)		
		1.04	1.04	1.07	1.06	1.13	1.10	1.13	1.16	1.18	1.30		
3	POINTET Léonie	L SUI										22.82	0.17
		1.99 (1)	3.15 (1)	4.21 (1)	5.23 (1)	6.26 (1)	7.28 (1)	8.31 (3)	9.35 (3)	10.41 (3)	11.48 (4)		
			1.16	1.06	1.02	1.03	1.02	1.03	1.04	1.06	1.07		
		12.54 (4)	13.62 (4)	14.70 (4)	15.80 (4)	16.91 (4)	18.04 (4)	19.17 (3)	20.33 (3)	21.53 (3)	22.82 (3)		
		1.06	1.08	1.08	1.10	1.11	1.13	1.13	1.16	1.20	1.29		
4	EMMANOUILIDOU Polyniki	GRE										22.97	0.32
		2.12 (7)	3.30 (7)	4.36 (6)	5.40 (6)	6.43 (6)	7.47 (6)	8.50 (6)	9.55 (6)	10.60 (6)	11.65 (6)		
			1.18	1.06	1.04	1.03	1.04	1.03	1.05	1.05	1.05		
		12.70 (5)	13.77 (5)	14.84 (5)	15.92 (5)	17.04 (5)	18.17 (5)	19.30 (5)	20.48 (5)	21.67 (5)	22.97 (4)		
		1.05	1.07	1.07	1.08	1.12	1.13	1.13	1.18	1.19	1.30		
5	NIEMCZYK Magdalena	POL										23.04	0.39
		2.02 (2)	3.17 (2)	4.23 (2)	5.25 (2)	6.28 (2)	7.29 (3)	8.31 (2)	9.34 (2)	10.38 (2)	11.42 (2)		
			1.15	1.06	1.02	1.03	1.01	1.02	1.03	1.04	1.04		
		12.48 (2)	13.55 (2)	14.61 (2)	15.73 (3)	16.86 (3)	18.02 (3)	19.18 (4)	20.39 (4)	21.64 (4)	23.04 (5)		
		1.06	1.07	1.06	1.12	1.13	1.16	1.16	1.21	1.25	1.40		
6	SABAITYTE Lukrecija	LTU										23.11	0.46
		2.07 (4)	3.26 (5)	4.34 (5)	5.37 (5)	6.40 (5)	7.43 (5)	8.45 (5)	9.49 (5)	10.55 (5)	11.61 (5)		
			1.19	1.08	1.03	1.03	1.03	1.02	1.04	1.06	1.06		
		12.71 (6)	13.81 (6)	14.89 (6)	16.01 (6)	17.14 (6)	18.28 (6)	19.43 (6)	20.60 (6)	21.81 (6)	23.11 (6)		
		1.10	1.10	1.08	1.12	1.13	1.14	1.15	1.17	1.21	1.30		
7	KAYSEN Tetiana	UKR										23.59	0.94
		2.07 (5)	3.29 (6)	4.39 (7)	5.45 (7)	6.51 (7)	7.56 (7)	8.61 (7)	9.68 (7)	10.78 (7)	11.88 (7)		
			1.22	1.10	1.06	1.06	1.05	1.05	1.07	1.10	1.10		
		12.99 (7)	14.10 (7)	15.24 (7)	16.38 (7)	17.55 (7)	18.71 (7)	19.88 (7)	21.06 (7)	22.28 (7)	23.59 (7)		
		1.11	1.11	1.14	1.14	1.17	1.16	1.17	1.18	1.22	1.31		
8	PULKKINEN Aino	FIN										23.95	1.30
												23.95 (8)	

Race Analysis

200m Women - Heat B

START TIME

19:00

29 JUN 2025

REVISED 1
29 JUN 19:11

Weather conditions

Temperature: 39 °C Humidity: 12 % Conditions: Sunny

Legend
L Lane Infringement NR National Record PB Personal Best SB Season Best

Website: www.european-athletics.com

Page 2 of 2

Report created SUN 29 JUN 2025 19:11

OFFICIAL PARTNERS



BROADCAST PARTNER



Results

Shot Put Men

START TIME

18:00

29 JUN 2025

EUROPEAN RECORD	23.06	TIMMERMANN Ulf	GDR	Chania (GRE)	22 MAY 1988
CHAMPIONSHIP RECORD	21.83	HARATYK Michal	POL	Bydgoszcz (POL)	10 AUG 2019

TIMING, RESULTS SERVICE & DISTANCE MEASUREMENT BY  **SWISS TIMING**

Weather Begin

TEMPERATURE **39 °C**

HUMIDITY **12 %**

CONDITIONS **Sunny**

Weather End

TEMPERATURE **39 °C**

HUMIDITY **12 %**

CONDITIONS **Sunny**

Rank	Ctry	Name	Result	Points
1	ITA	Italy FABBRI Leonardo	21.68	16
2	SWE	Sweden PETERSSON Victor	21.10	15
3	POL	Poland BUKOWIECKI Konrad	20.55	14
4	GBR	Great Britain & Northern Ireland LINCOLN Scott	20.41	13
5	UKR	Ukraine LEVCHENKO Artem	20.36 PB	12
6	POR	Portugal ARNAUDOV Tsanko	19.52	11
7	GER	Germany RISTL Silas	19.42	10
8	NED	Netherlands ROLVINK Yannick	19.34 PB	9
9	FRA	France ELEMBA Franck	18.91	8
10	CZE	Czechia PROCHÁZKA Tadeáš	18.88	7
11	SUI	Switzerland WIELAND Stefan	18.84	6
12	GRE	Greece GENNIKIS Konstantinos	18.81	5
13	ESP	Spain PINEDO José Angel	18.34	4
14	HUN	Hungary FEKETE István	18.17	3
15	LTU	Lithuania BAKANAS Simonas	17.87 PB	2
16	FIN	Finland OKSANEN Nico	16.66	1

Rank	Country	Name	1	2	3	4	5	6
1	ITA	FABBRI L	20.88	21.49	21.21	x	21.19	21.68
2	SWE	PETERSSON W	x	x	19.76	19.77	21.10	x
3	POL	BUKOWIECKI K	19.60	20.01	20.55	19.90	20.36	x
4	GBR	LINCOLN S	x	19.89	19.99	20.40	x	20.41
5	UKR	LEVCHENKO A	x	19.22	x	19.54	20.36	
6	POR	ARNAUDOV T	19.52	x	x	19.30	19.44	
7	GER	RISTL S	19.15	18.48	x	19.40	19.42	
8	NED	ROLVINK Y	18.10	18.45	19.34	x	17.95	
9	FRA	ELEMBA F	18.91	x	18.39			
10	CZE	PROCHÁZKA T	18.88	18.28	x			
11	SUI	WIELAND S	17.87	18.71	18.84			

Results

Shot Put Men

START TIME

18:00

29 JUN 2025

12	GRE	GENNIKIS K	18.27	x	18.81
13	ESP	PINEDO JA	18.34	x	x
14	HUN	FEKETE I	17.18	18.17	17.74
15	LTU	BAKANAS S	16.90	17.87	x
16	FIN	OKSANEN N	x	16.66	x

Team standings after 27 of 37 events

1	ITA	316	5	GBR	272	9	SUI	218	13	GRE	193
2	GER	290	6	ESP	269	10	CZE	214.5	14	UKR	174
3	NED	275.5	7	FRA	253.5	11	POR	213	15	FIN	160.5
4	POL	275.5	8	SWE	231.5	12	HUN	195.5	16	LTU	108.5

Legend

PB Personal Best

Results

200m Men

29 JUN 2025

EUROPEAN RECORD	19.72	MENNEA Pietro	ITA	Ciudad de México (MEX)	12 SEP 1979
CHAMPIONSHIP RECORD	20.20	GULIYEV Ramil	TUR	Vaasa (FIN)	25 JUN 2017

TIMING, RESULTS SERVICE & DISTANCE MEASUREMENT BY  **SWISS TIMING**

TEMPERATURE
39 °C

HUMIDITY
12 %

CONDITIONS
Sunny

Rank	Ctry	Name	Result	Points
1	NED	Netherlands MO-AJOK Xavi	20.01 CR EL PB	16
2	ITA	Italy DESALU Eseosa Fostine	20.18 SB	15
3	GBR	Great Britain & Northern Ireland HARRIES Toby	20.25	14
4	POL	Poland BOGACZYNSKI Igor	20.37 PB	13
5	POR	Portugal SANTOS Delvis	20.52 PB	12
6	CZE	Czechia NEMEJC Tomáš	20.55 SB	11
7	ESP	Spain ALFONSO Adria	20.57 PB	10
8	GER	Germany HARTMANN Joshua	20.63 SB	9
9	FRA	France SCHAUB Theo	20.64 PB	8
10	LTU	Lithuania TRUSKAUSKAS Gediminas	20.67 SB	7
11	SUI	Switzerland LESTRADÉ Bradley	20.81 =SB	6
12	FIN	Finland PUROLA Samuel	20.86 SB	5
13	HUN	Hungary MÉSZÁROS Balázs	20.87	4
14	GRE	Greece MYRIANTHOPOULOS Vasileios	20.91	3
15	SWE	Sweden PIHL Linus	21.19 SB	2
16	UKR	Ukraine YANCHYK Dmytro	21.35	1

Heat B Start Time 19:20

Rank	Ctry	Name	Reaction time	Result	Wind:-0.2
1	POL	BOGACZYNSKI Igor	0.137	20.37 PB	
2	POR	SANTOS Delvis	0.142	20.52 PB	
3	SUI	LESTRADÉ Bradley	0.139	20.81 =SB	
4	FIN	PUROLA Samuel	0.173	20.86 SB	
5	HUN	MÉSZÁROS Balázs	0.236	20.87	
6	GRE	MYRIANTHOPOULOS Vasileios	0.132	20.91	
7	SWE	PIHL Linus	0.171	21.19 SB	
8	UKR	YANCHYK Dmytro	0.148	21.35	

Heat A Start Time 19:27

Rank	Ctry	Name	Reaction time	Result	Wind:+1.8
1	NED	MO-AJOK Xavi	0.164	20.01 CR,EL,PB	
2	ITA	DESALU Eseosa Fostine	0.129	20.18 SB	
3	GBR	HARRIES Toby	0.170	20.25	
4	CZE	NEMEJC Tomáš	0.153	20.55 SB	
5	ESP	ALFONSO Adria	0.124	20.57 PB	
6	GER	HARTMANN Joshua	0.126	20.63 SB	
7	FRA	SCHAUB Theo	0.149	20.64 PB	
8	LTU	TRUSKAUSKAS Gediminas	0.129	20.67 SB	

Results

200m Men

29 JUN 2025

Team standings after 28 of 37 events											
1	ITA	331	5	GBR	286	9	CZE	225.5	13	GRE	196
2	GER	299	6	ESP	279	10	POR	225	14	UKR	175
3	NED	291.5	7	FRA	261.5	11	SUI	224	15	FIN	165.5
4	POL	288.5	8	SWE	233.5	12	HUN	199.5	16	LTU	115.5

Legend
 =SB Equal Season Best CR Championship Record EL European Lead PB Personal Best
 SB Season Best



Race Analysis

200m Men - Heat A

START TIME

19:27
29 JUN 2025

EUROPEAN RECORD	19.72	MENNEA Pietro	ITA	Ciudad de México (MEX)	12 SEP 1979
CHAMPIONSHIP RECORD	20.20	GULIYEV Ramil	TUR	Vaasa (FIN)	25 JUN 2017

Rank	Name	Ctry										Result	Time Behind	
		10m	20m	30m	40m	50m	60m	70m	80m	90m	100m			
		110m	120m	130m	140m	150m	160m	170m	180m	190m	Finish			
1	MO-AJOK Xavi	NED										20.01	CR EL PB	
		1.93 (3)	3.01 (2)	3.95 (1)	4.85 (1)	5.75 (1)	6.64 (1)	7.52 (1)	8.43 (1)	9.34 (1)	10.25 (1)			
			1.08	0.94	0.90	0.90	0.89	0.88	0.91	0.91	0.91			
		11.18 (1)	12.12 (1)	13.06 (1)	14.01 (1)	14.94 (1)	15.89 (1)	16.87 (1)	17.87 (1)	18.88 (1)	20.01 (1)			
		0.93	0.94	0.94	0.95	0.93	0.95	0.98	1.00	1.01	1.13			
2	DESALU Eseosa Fostine	ITA										20.18	0.17	SB
		1.95 (6)	3.05 (8)	4.04 (6)	4.97 (6)	5.89 (6)	6.80 (4)	7.70 (4)	8.61 (3)	9.53 (3)	10.44 (3)			
			1.10	0.99	0.93	0.92	0.91	0.90	0.91	0.92	0.91			
		11.35 (3)	12.26 (3)	13.18 (3)	14.13 (3)	15.07 (2)	16.02 (2)	17.01 (2)	18.01 (2)	19.05 (2)	20.18 (2)			
		0.91	0.91	0.92	0.95	0.94	0.95	0.99	1.00	1.04	1.13			
3	HARRIES Toby	GBR										20.25	0.24	
		1.95 (7)	3.02 (3)	3.98 (2)	4.90 (2)	5.80 (2)	6.70 (2)	7.61 (2)	8.52 (2)	9.42 (2)	10.34 (2)			
			1.07	0.96	0.92	0.90	0.90	0.91	0.91	0.90	0.92			
		11.26 (2)	12.20 (2)	13.14 (2)	14.13 (2)	15.07 (3)	16.05 (3)	17.04 (3)	18.06 (3)	19.11 (3)	20.25 (3)			
		0.92	0.94	0.94	0.99	0.94	0.98	0.99	1.02	1.05	1.14			
4	NEMEJC Tomáš	CZE										20.55	0.54	SB
		1.96 (8)	3.04 (5)	4.02 (5)	4.97 (5)	5.89 (5)	6.80 (5)	7.71 (5)	8.63 (5)	9.56 (4)	10.48 (4)			
			1.08	0.98	0.95	0.92	0.91	0.91	0.92	0.93	0.92			
		11.42 (4)	12.36 (4)	13.32 (4)	14.31 (4)	15.28 (4)	16.28 (4)	17.29 (4)	18.33 (4)	19.39 (4)	20.55 (4)			
		0.94	0.94	0.96	0.99	0.97	1.00	1.01	1.04	1.06	1.16			
5	ALFONSO Adria	ESP										20.57	0.56	PB
		1.94 (5)	3.05 (7)	4.05 (8)	5.00 (8)	5.94 (8)	6.86 (8)	7.79 (8)	8.71 (8)	9.66 (8)	10.59 (6)			
			1.11	1.00	0.95	0.94	0.92	0.93	0.92	0.95	0.93			
		11.53 (6)	12.49 (6)	13.44 (6)	14.41 (5)	15.38 (5)	16.37 (5)	17.37 (6)	18.39 (5)	19.44 (5)	20.57 (5)			
		0.94	0.96	0.95	0.97	0.97	0.99	1.00	1.02	1.05	1.13			
6	HARTMANN Joshua	GER										20.63	0.62	SB
		1.92 (2)	3.02 (4)	3.99 (4)	4.93 (4)	5.85 (3)	6.77 (3)	7.69 (3)	8.62 (4)	9.57 (5)	10.52 (5)			
			1.10	0.97	0.94	0.92	0.92	0.92	0.93	0.95	0.95			
		11.49 (5)	12.46 (5)	13.44 (5)	14.42 (6)	15.38 (6)	16.38 (6)	17.37 (5)	18.42 (6)	19.48 (6)	20.63 (6)			
		0.97	0.97	0.98	0.98	0.96	1.00	0.99	1.05	1.06	1.15			
7	SCHAUB Theo	FRA										20.64	0.63	PB
		1.94 (4)	3.05 (6)	4.04 (7)	4.98 (7)	5.92 (7)	6.85 (7)	7.78 (7)	8.71 (7)	9.64 (6)	10.59 (7)			
			1.11	0.99	0.94	0.94	0.93	0.93	0.93	0.93	0.95			
		11.56 (7)	12.52 (7)	13.48 (7)	14.47 (7)	15.42 (7)	16.41 (7)	17.40 (7)	18.43 (7)	19.49 (7)	20.64 (7)			
		0.97	0.96	0.96	0.99	0.95	0.99	0.99	1.03	1.06	1.15			
8	TRUSKAUSKAS Gediminas	LTU										20.67	0.66	SB
		1.90 (1)	3.00 (1)	3.98 (3)	4.93 (3)	5.86 (4)	6.81 (6)	7.75 (6)	8.70 (6)	9.65 (7)	10.61 (8)			
			1.10	0.98	0.95	0.93	0.95	0.94	0.95	0.95	0.96			
		11.59 (8)	12.54 (8)	13.50 (8)	14.48 (8)	15.45 (8)	16.44 (8)	17.45 (8)	18.47 (8)	19.53 (8)	20.67 (8)			
		0.98	0.95	0.96	0.98	0.97	0.99	1.01	1.02	1.06	1.14			

Race Analysis

200m Men - Heat A

START TIME

19:27

29 JUN 2025

Weather conditions

Temperature: 39 °C Humidity: 12 % Conditions: Sunny

Legend
CR Championship Record EL European Lead PB Personal Best SB Season Best

Website: www.european-athletics.com

Page 2 of 2

Report created SUN 29 JUN 2025 19:31

OFFICIAL PARTNERS



BROADCAST PARTNER



Race Analysis

200m Men - Heat B

START TIME

19:20
29 JUN 2025

EUROPEAN RECORD	19.72	MENNEA Pietro	ITA	Ciudad de México (MEX)	12 SEP 1979
CHAMPIONSHIP RECORD	20.20	GULIYEV Ramil	TUR	Vaasa (FIN)	25 JUN 2017

Rank	Name	Ctry	Result										Time Behind	
			10m	20m	30m	40m	50m	60m	70m	80m	90m	100m		
			110m	120m	130m	140m	150m	160m	170m	180m	190m	Finish		
1	BOGACZYNSKI Igor	POL	20.37										PB	
	1.89 (1)	2.99 (2)	3.98 (2)	4.93 (2)	5.86 (2)	6.79 (2)	7.74 (3)	8.66 (3)	9.59 (2)	10.53 (2)				
		1.10	0.99	0.95	0.93	0.93	0.95	0.92	0.93	0.94				
	11.46 (2)	12.41 (2)	13.35 (1)	14.31 (1)	15.27 (1)	16.25 (1)	17.24 (1)	18.25 (1)	19.27 (1)	20.37 (1)				
	0.93	0.95	0.94	0.96	0.96	0.98	0.99	1.01	1.02	1.10				
2	SANTOS Delvis	POR	20.52										0.15	PB
	1.91 (3)	2.99 (1)	3.95 (1)	4.87 (1)	5.79 (1)	6.71 (1)	7.63 (1)	8.56 (1)	9.52 (1)	10.47 (1)				
		1.08	0.96	0.92	0.92	0.92	0.92	0.93	0.96	0.95				
	11.43 (1)	12.40 (1)	13.37 (2)	14.34 (2)	15.32 (2)	16.31 (2)	17.31 (2)	18.34 (2)	19.38 (2)	20.52 (2)				
	0.96	0.97	0.97	0.97	0.98	0.99	1.00	1.03	1.04	1.14				
3	LESTRADE Bradley	SUI	20.81										0.44	=SB
	1.89 (2)	3.00 (3)	3.99 (3)	4.94 (3)	5.88 (3)	6.80 (3)	7.72 (2)	8.65 (2)	9.61 (3)	10.56 (3)				
		1.11	0.99	0.95	0.94	0.92	0.92	0.93	0.96	0.95				
	11.52 (3)	12.49 (3)	13.47 (3)	14.45 (3)	15.45 (3)	16.47 (3)	17.51 (3)	18.57 (3)	19.63 (3)	20.81 (3)				
	0.96	0.97	0.98	0.98	1.00	1.02	1.04	1.06	1.06	1.18				
4	PUROLA Samuel	FIN	20.86										0.49	SB
	1.94 (4)	3.04 (4)	4.03 (4)	4.97 (4)	5.90 (4)	6.81 (4)	7.74 (4)	8.68 (4)	9.65 (4)	10.61 (4)				
		1.10	0.99	0.94	0.93	0.91	0.93	0.94	0.97	0.96				
	11.59 (4)	12.56 (4)	13.55 (4)	14.54 (4)	15.53 (4)	16.55 (4)	17.57 (4)	18.62 (4)	19.68 (4)	20.86 (4)				
	0.98	0.97	0.99	0.99	0.99	1.02	1.02	1.05	1.06	1.18				
5	MÉSZÁROS Balázs	HUN	20.87										0.50	
	2.08 (8)	3.18 (8)	4.17 (8)	5.14 (8)	6.07 (8)	7.00 (7)	7.97 (7)	8.90 (7)	9.83 (7)	10.79 (6)				
		1.10	0.99	0.97	0.93	0.93	0.97	0.93	0.93	0.96				
	11.74 (6)	12.71 (6)	13.69 (6)	14.67 (6)	15.66 (6)	16.66 (6)	17.67 (6)	18.70 (6)	19.74 (6)	20.87 (5)				
	0.95	0.97	0.98	0.98	0.99	1.00	1.01	1.03	1.04	1.13				
6	MYRIANTHOPOULOS Vasileios	GRE	20.91										0.54	
	1.94 (5)	3.07 (6)	4.06 (5)	5.02 (6)	5.97 (6)	6.91 (5)	7.85 (5)	8.80 (5)	9.75 (5)	10.71 (5)				
		1.13	0.99	0.96	0.95	0.94	0.94	0.95	0.95	0.96				
	11.67 (5)	12.65 (5)	13.63 (5)	14.60 (5)	15.60 (5)	16.61 (5)	17.62 (5)	18.66 (5)	19.73 (5)	20.91 (6)				
	0.96	0.98	0.98	0.97	1.00	1.01	1.01	1.04	1.07	1.18				
7	PIHL Linus	SWE	21.19										0.82	SB
	1.95 (6)	3.06 (5)	4.06 (6)	5.01 (5)	5.97 (5)	6.92 (6)	7.87 (6)	8.83 (6)	9.81 (6)	10.80 (7)				
		1.11	1.00	0.95	0.96	0.95	0.95	0.96	0.98	0.99				
	11.79 (7)	12.79 (7)	13.78 (7)	14.77 (7)	15.80 (7)	16.83 (7)	17.87 (7)	18.92 (7)	20.01 (7)	21.19 (7)				
	0.99	1.00	0.99	0.99	1.03	1.03	1.04	1.05	1.09	1.18				
8	YANCHYK Dmytro	UKR	21.35										0.98	
	1.97 (7)	3.10 (7)	4.11 (7)	5.09 (7)	6.05 (7)	7.01 (8)	7.97 (8)	8.94 (8)	9.91 (8)	10.91 (8)				
		1.13	1.01	0.98	0.96	0.96	0.96	0.97	0.97	1.00				
	11.90 (8)	12.88 (8)	13.88 (8)	14.89 (8)	15.91 (8)	16.94 (8)	17.98 (8)	19.06 (8)	20.17 (8)	21.35 (8)				
	0.99	0.98	1.00	1.01	1.02	1.03	1.04	1.08	1.11	1.18				

Race Analysis

200m Men - Heat B

START TIME

19:20

29 JUN 2025

Weather conditions

Temperature: 39 °C Humidity: 12 % Conditions: Sunny

Legend

=SB Equal Season Best PB Personal Best SB Season Best

Website: www.european-athletics.com

Page 2 of 2

Report created SUN 29 JUN 2025 19:25

OFFICIAL PARTNERS



BROADCAST PARTNER



Results

Javelin Throw Women

START TIME

18:15

29 JUN 2025

EUROPEAN RECORD	72.28	ŠPOTÁKOVÁ Barbora	CZE	Stuttgart (GER)	13 SEP 2008
CHAMPIONSHIP RECORD	69.19	HUSSONG Christin	GER	Chorzów (POL)	30 MAY 2021

TIMING, RESULTS SERVICE & DISTANCE MEASUREMENT BY  **SWISS TIMING**

Weather Begin

TEMPERATURE **39 °C**

HUMIDITY **12 %**

CONDITIONS **Sunny**

Weather End

TEMPERATURE **37 °C**

HUMIDITY **17 %**

CONDITIONS **Sunny**

Rank	Ctry	Name	Result	Points
1	GRE	Greece TZENGKO Elina	62.23	16
2	POL	Poland ANDREJCZYK Maria	60.42 SB	15
3	LTU	Lithuania JASIUNAITE Liveta	58.88	14
4	GBR	Great Britain & Northern Ireland WALTON Bekah	58.63	13
5	ITA	Italy PADOVAN Paola	57.91 PB	12
6	FRA	France MINARD Alizée	56.81	11
7	CZE	Czechia ŽELEZNÁ Andrea	54.95	10
8	SWE	Sweden LANTZ Beatrice	53.16	9
9	NED	Netherlands LAFONTAINE Dewi	52.77	8
10	ESP	Spain RODRIGUEZ Paula	52.43	7
11	GER	Germany ULBRICHT Julia	52.19	6
12	SUI	Switzerland KOLLER Jenice	52.11 PB	5
13	HUN	Hungary BOGDÁN Annabella	51.43	4
14	FIN	Finland KÖSSI Pilke	48.47	3
15	UKR	Ukraine BANYRA Viktoriya	48.38 SB	2
16	POR	Portugal TROVOADA Marta	43.95	1

Rank	Country	Name	1	2	3	4	5	6
1	GRE	TZENGKO E	60.06	58.30	62.23	x	59.57	59.76
2	POL	ANDREJCZYK M	50.11	57.35	x	54.57	60.42	x
3	LTU	JASIUNAITE L	58.88	56.75	56.96	56.64	55.73	x
4	GBR	WALTON B	58.63	55.39	x	52.79	53.89	58.20
5	ITA	PADOVAN P	55.83	53.32	53.74	57.91	53.66	
6	FRA	MINARD A	48.06	56.81	54.80	56.31	55.90	
7	CZE	ŽELEZNÁ A	54.72	53.29	54.95	x	53.63	
8	SWE	LANTZ B	53.16	49.71	48.16	x	50.55	
9	NED	LAFONTAINE D	52.34	49.59	52.77			
10	ESP	RODRIGUEZ P	47.87	49.32	52.43			
11	GER	ULBRICHT J	x	52.19	x			

Results

Javelin Throw Women

START TIME

18:15

29 JUN 2025

12	SUI	KOLLER J	51.24	48.70	52.11
13	HUN	BOGDÁN A	51.43	50.13	50.29
14	FIN	KÖSSI P	x	43.50	48.47
15	UKR	BANYRA V	48.38	46.23	44.09
16	POR	TROVOADA M	41.15	41.86	43.95

Team standings after 29 of 37 events											
1	ITA	343	5	GBR	299	9	CZE	235.5	13	HUN	203.5
2	GER	305	6	ESP	286	10	SUI	229	14	UKR	177
3	POL	303.5	7	FRA	272.5	11	POR	226	15	FIN	168.5
4	NED	299.5	8	SWE	242.5	12	GRE	212	16	LTU	129.5

Legend

PB Personal Best

SB Season Best

Race Analysis

1500m Women

START TIME

19:48
29 JUN 2025

EUROPEAN RECORD	3:51.95	HASSAN Sifan	NED	Doha (QAT)	5 OCT 2019
CHAMPIONSHIP RECORD	4:05.32	MISHCHENKO Anna	UKR	Bergen (NOR)	20 JUN 2010

Rank	Name	Ctry										Result	Time Behind
		100m	200m	300m	400m	500m	600m	700m	800m	900m	1000m		
		1100m	1200m	1300m	1400m	Finish							
1	UILLEMOT Agathe	FRA										4:08.72	
		15.9 (2)	34.8 (2)	53.7 (2)	1:12.7 (3)	1:29.2 (3)	1:45.6 (2)	2:02.0 (2)	2:18.4 (2)	2:34.7 (2)	2:51.2 (2)		
			18.9	18.9	19.0	16.5	16.4	16.4	16.4	16.3	16.5		
		3:07.1 (1)	3:23.1 (1)	3:38.7 (2)	3:53.8 (1)	4:08.72 (1)							
		15.9	16.0	15.6	15.1	14.9							
2	AFONSO Salomé	POR										4:09.01	0.29
		16.4 (9)	35.8 (11)	54.6 (11)	1:13.7 (11)	1:30.2 (11)	1:46.6 (11)	2:02.6 (8)	2:19.1 (8)	2:35.2 (8)	2:51.6 (8)		
			19.4	18.8	19.1	16.5	16.4	16.0	16.5	16.1	16.4		
		3:07.2 (2)	3:23.3 (2)	3:38.6 (1)	3:53.9 (2)	4:09.01 (2)							
		15.6	16.1	15.3	15.3	15.1							
3	WALCOTT-NOLAN Reeve	GBR										4:09.16	0.44
		16.1 (3)	35.0 (3)	54.0 (6)	1:13.1 (6)	1:29.6 (6)	1:45.8 (4)	2:02.1 (3)	2:18.5 (3)	2:34.7 (3)	2:51.2 (3)		
			18.9	19.0	19.1	16.5	16.2	16.3	16.4	16.2	16.5		
		3:07.3 (4)	3:23.6 (7)	3:39.0 (5)	3:54.2 (3)	4:09.16 (3)							
		16.1	16.3	15.4	15.2	14.9							
4	KAZIMIERSKA Klaudia	POL										4:09.70	0.98
		15.9 (1)	34.8 (1)	53.7 (1)	1:12.7 (2)	1:29.2 (2)	1:45.9 (5)	2:02.3 (5)	2:19.0 (6)	2:35.1 (7)	2:51.5 (7)		
			18.9	18.9	19.0	16.5	16.7	16.4	16.7	16.1	16.4		
		3:07.7 (8)	3:23.9 (8)	3:39.2 (7)	3:54.5 (4)	4:09.70 (4)							
		16.2	16.2	15.3	15.3	15.2							
5	GALVYDYTE Gabija	LTU										4:10.21	1.49
		16.4 (7)	35.3 (8)	54.1 (7)	1:13.3 (7)	1:29.7 (7)	1:46.3 (8)	2:02.8 (9)	2:19.3 (10)	2:35.5 (11)	2:52.0 (11)		
			18.9	18.8	19.2	16.4	16.6	16.5	16.5	16.2	16.5		
		3:07.8 (10)	3:24.1 (10)	3:39.6 (9)	3:55.2 (9)	4:10.21 (5)							
		15.8	16.3	15.5	15.6	15.0							
6	ZENONI Marta	ITA										4:10.23	1.51
		16.2 (6)	35.0 (4)	53.8 (3)	1:12.9 (4)	1:29.4 (4)	1:45.6 (3)	2:02.2 (4)	2:18.7 (4)	2:34.9 (6)	2:51.4 (6)		
			18.8	18.8	19.1	16.5	16.2	16.6	16.5	16.2	16.5		
		3:07.4 (6)	3:23.6 (6)	3:39.3 (8)	3:55.2 (8)	4:10.23 (6)							
		16.0	16.2	15.7	15.9	15.0							
7	MARQUÉS Águeda	ESP										4:10.62	1.90
		16.6 (11)	35.5 (9)	54.4 (10)	1:13.5 (10)	1:29.8 (8)	1:45.9 (6)	2:02.4 (6)	2:19.0 (5)	2:34.8 (4)	2:51.3 (4)		
			18.9	18.9	19.1	16.3	16.1	16.5	16.6	15.8	16.5		
		3:07.5 (7)	3:23.6 (5)	3:39.1 (6)	3:55.0 (7)	4:10.62 (7)							
		16.2	16.1	15.5	15.9	15.6							
8	WIND Joceline	SUI										4:10.83	2.11
		16.4 (8)	35.2 (7)	54.2 (8)	1:13.3 (8)	1:30.0 (9)	1:46.3 (9)	2:02.9 (10)	2:19.3 (9)	2:35.5 (10)	2:51.8 (10)		
			18.8	19.0	19.1	16.7	16.3	16.6	16.4	16.2	16.3		
		3:07.8 (9)	3:23.9 (9)	3:39.6 (10)	3:55.4 (10)	4:10.83 (8)							
		16.0	16.1	15.7	15.8	15.4							

Race Analysis

1500m Women

START TIME

19:48
29 JUN 2025

Rank	Name	Ctry		Result	Time Behind						
		100m	200m	300m	400m	500m	600m	700m	800m	900m	1000m
		1100m	1200m	1300m	1400m	Finish					
9	KOSTER Maureen	NED		4:11.07	2.35						
		16.9 (15)	36.2 (15)	54.7 (13)	1:13.8 (12)	1:30.4 (12)	1:46.8 (12)	2:03.1 (11)	2:19.4 (11)	2:34.9 (5)	2:51.3 (5)
		3:07.2 (3)	3:23.5 (4)	3:38.9 (3)	3:54.9 (6)	4:11.07 (9)	16.4	16.3	16.3	15.5	16.4
		15.9	16.3	15.4	16.0	16.1					
10	SJÖBERG Vera	SWE		4:11.32	2.60						
		16.1 (5)	35.2 (6)	54.0 (5)	1:12.4 (1)	1:28.8 (1)	1:45.3 (1)	2:01.6 (1)	2:18.2 (1)	2:34.6 (1)	2:51.1 (1)
		3:07.3 (5)	3:23.4 (3)	3:38.9 (4)	3:54.6 (5)	4:11.32 (10)	16.5	16.3	16.6	16.4	16.5
		16.2	16.1	15.5	15.7	16.7					
11	KOLBERG Majtie	GER		4:11.41	2.69						
		16.1 (4)	35.0 (5)	53.9 (4)	1:13.0 (5)	1:29.5 (5)	1:46.1 (7)	2:02.6 (7)	2:19.1 (7)	2:35.3 (9)	2:51.7 (9)
		3:07.9 (11)	3:24.3 (11)	3:40.1 (11)	3:55.6 (11)	4:11.41 (11)	16.6	16.5	16.5	16.2	16.4
		16.2	16.4	15.8	15.5	15.8					
12	KYRIAKOPOULOU Koraini	GRE		4:12.71	3.99						
		17.1 (16)	36.4 (16)	55.0 (16)	1:14.2 (16)	1:30.9 (16)	1:47.5 (15)	2:03.9 (14)	2:20.1 (13)	2:36.3 (12)	2:52.5 (12)
		3:08.4 (12)	3:24.5 (12)	3:40.2 (12)	3:56.0 (12)	4:12.71 (12)	16.6	16.4	16.2	16.2	16.2
		15.9	16.1	15.7	15.8	16.7					
13	SASÍNEK MĀKI Kristiina	CZE		4:20.19	11.47						
		16.6 (10)	35.7 (10)	54.3 (9)	1:13.4 (9)	1:30.0 (10)	1:46.6 (10)	2:03.2 (12)	2:19.8 (12)	2:36.5 (13)	2:53.3 (13)
		3:11.0 (13)	3:28.5 (13)	3:45.0 (13)	4:02.6 (13)	4:20.19 (13)	16.6	16.6	16.6	16.7	16.8
		17.7	17.5	16.5	17.6	17.5					
14	RAINIO Siiri	FIN		4:20.52	11.80						
		16.7 (13)	35.9 (12)	54.7 (12)	1:13.9 (13)	1:30.7 (14)	1:47.8 (16)	2:04.4 (16)	2:21.1 (16)	2:37.9 (14)	2:55.1 (14)
		3:11.9 (14)	3:29.0 (14)	3:45.8 (14)	4:03.0 (14)	4:20.52 (14)	17.1	16.6	16.7	16.8	17.2
		16.8	17.1	16.8	17.2	17.5					
15	KROL Natal?ia	UKR		4:22.10	13.38						
		16.9 (14)	36.1 (14)	54.9 (15)	1:14.2 (15)	1:30.8 (15)	1:47.5 (14)	2:04.1 (15)	2:20.9 (15)	2:38.0 (15)	2:55.4 (15)
		3:12.7 (15)	3:30.2 (15)	3:47.5 (15)	4:04.7 (15)	4:22.10 (15)	16.7	16.6	16.8	17.1	17.4
		17.3	17.5	17.3	17.2	17.4					
16	VARGA Gréta	HUN		4:23.92	15.20						
		16.7 (12)	36.0 (13)	54.8 (14)	1:14.0 (14)	1:30.6 (13)	1:47.0 (13)	2:03.8 (13)	2:20.8 (14)	2:38.3 (16)	2:55.7 (16)
		3:13.5 (16)	3:31.1 (16)	3:48.6 (16)	4:06.3 (16)	4:23.92 (16)	16.4	16.8	17.0	17.5	17.4
		17.8	17.6	17.5	17.7	17.6					

Weather conditions

Temperature: 37 °C Humidity: 17 % Conditions: Sunny

Legend
PB Personal Best **SB** Season Best

Results

1500m Men

START TIME

20:11
29 JUN 2025

EUROPEAN RECORD	3:26.73	INGEBRIGTSEN Jakob	NOR	Monaco (MON)	12 JUL 2024
CHAMPIONSHIP RECORD	3:36.95	KATIR Mohamed	ESP	Chorzów (POL)	24 JUN 2023

 TIMING, RESULTS SERVICE & DISTANCE MEASUREMENT BY  **SWISS TIMING**

TEMPERATURE

36 °C

HUMIDITY

18 %

CONDITIONS

Sunny

Rank	Ctry	Name	Result	Points
1	POR	Portugal NADER Isaac	3:39.08	16
2	NED	Netherlands NILLESSEN Stefan	3:39.97	15
3	POL	Poland RAK Filip	3:40.14	14
4	ESP	Spain BEN Adrián	3:40.31	13
5	GER	Germany TORTELL Marc	3:40.58	12
6	CZE	Czechia SASÍNEK Filip	3:40.87	11
7	ITA	Italy RIVA Federico	3:40.89	10
8	FRA	France LAGTIY CHAOU DAR Anas	3:41.04	9
9	GBR	Great Britain & Northern Ireland DAVIS Archie	3:41.26	8
10	FIN	Finland RINNE Joonas	3:41.97	7
11	UKR	Ukraine LONSKIY Vadim	3:42.76 PB	6
12	SWE	Sweden DANIELSSON Emil	3:43.72	5
13	HUN	Hungary KOVÁCS Ferenc Soma	3:45.52	4
14	SUI	Switzerland ZURFLUH Silas	3:46.08	3
15	LTU	Lithuania BERTASIUS Simas	3:46.29	2
16	GRE	Greece MATZARIDIS Georgios	3:49.76	1

Intermediate times:	400m	1:02.27	DANIELSSON Emil (SWE)
	800m	2:03.17	NILLESSEN Stefan (NED)
	1200m	3:00.78	NILLESSEN Stefan (NED)

Team standings after 31 of 37 events

1	ITA	364	5	GBR	321	9	SWE	254.5	13	HUN	208.5
2	POL	330.5	6	ESP	309	10	CZE	250.5	14	UKR	185
3	GER	323	7	FRA	297.5	11	SUI	241	15	FIN	178.5
4	NED	322.5	8	POR	257	12	GRE	218	16	LTU	143.5

Legend

PB Personal Best

 Website: www.european-athletics.com

Page 1 of 1

Report created SUN 29 JUN 2025 20:20

OFFICIAL PARTNERS



BROADCAST PARTNER



Race Analysis

1500m Men

START TIME

20:11
29 JUN 2025

Rank	Name	Ctry		Result	Time Behind							
		100m	200m	300m	400m	500m	600m	700m	800m	900m	1000m	
		1100m	1200m	1300m	1400m	Finish						
9	DAVIS Archie	GBR		3:41.26	2.18							
	14.3 (2)	30.0 (2)	46.4 (3)	1:02.7 (3)	1:18.1 (3)	1:33.2 (3)	1:48.3 (5)	2:03.7 (6)	2:18.8 (9)	2:33.6 (9)		
	15.7	16.4	16.3	15.4	15.1	15.1	15.4	15.1	14.8			
	2:47.7 (10)	3:01.7 (10)	3:14.8 (10)	3:28.0 (9)	3:41.26 (9)							
	14.1	14.0	13.1	13.2	13.2							
10	RINNE Joonas	FIN		3:41.97	2.89							
	14.2 (1)	29.8 (1)	46.3 (2)	1:02.5 (2)	1:17.8 (2)	1:32.9 (2)	1:48.0 (2)	2:03.5 (5)	2:18.6 (6)	2:33.3 (6)		
	15.6	16.5	16.2	15.3	15.1	15.1	15.5	15.1	14.7			
	2:47.4 (7)	3:01.3 (7)	3:14.3 (7)	3:27.7 (7)	3:41.97 (10)							
	14.1	13.9	13.0	13.4	14.2							
11	LONSKIY Vadim	UKR		3:42.76	3.68							
	14.7 (11)	30.6 (8)	46.9 (9)	1:03.2 (9)	1:18.5 (9)	1:33.9 (10)	1:48.6 (11)	2:04.1 (12)	2:19.1 (12)	2:33.9 (11)		
	15.9	16.3	16.3	15.3	15.4	14.7	15.5	15.0	14.8			
	2:47.9 (11)	3:01.9 (12)	3:15.2 (11)	3:28.9 (11)	3:42.76 (11)							
	14.0	14.0	13.3	13.7	13.8							
12	DANIELSSON Emil	SWE		3:43.72	4.64							
	14.5 (6)	30.3 (5)	46.1 (1)	1:02.3 (1)	1:17.6 (1)	1:32.7 (1)	1:47.8 (1)	2:03.3 (3)	2:18.5 (4)	2:33.1 (4)		
	15.8	15.8	16.2	15.3	15.1	15.1	15.5	15.2	14.6			
	2:47.2 (3)	3:01.0 (3)	3:14.2 (5)	3:28.6 (10)	3:43.72 (12)							
	14.1	13.8	13.2	14.4	15.1							
13	KOVÁCS Ferenc Soma	HUN		3:45.52	6.44							
	14.7 (9)	30.7 (10)	47.1 (11)	1:03.3 (10)	1:18.7 (10)	1:34.1 (11)	1:48.8 (14)	2:04.1 (13)	2:19.2 (14)	2:34.2 (14)		
	16.0	16.4	16.2	15.4	15.4	14.7	15.3	15.1	15.0			
	2:47.9 (12)	3:01.7 (11)	3:15.7 (12)	3:30.2 (12)	3:45.52 (13)							
	13.7	13.8	14.0	14.5	15.3							
14	ZURFLUH Silas	SUI		3:46.08	7.00							
	14.4 (4)	30.4 (6)	46.7 (7)	1:03.0 (7)	1:18.5 (8)	1:33.8 (8)	1:48.7 (12)	2:04.3 (14)	2:19.2 (13)	2:34.1 (12)		
	16.0	16.3	16.3	15.5	15.3	14.9	15.6	14.9	14.9			
	2:48.2 (13)	3:02.5 (13)	3:16.8 (13)	3:31.5 (13)	3:46.08 (14)							
	14.1	14.3	14.3	14.7	14.5							
15	BERTAŠIUS Simas	LTU		3:46.29	7.21							
	15.2 (15)	31.4 (15)	46.5 (4)	1:02.7 (4)	1:18.2 (5)	1:33.5 (6)	1:48.4 (8)	2:03.9 (10)	2:19.0 (11)	2:34.2 (13)		
	16.2	15.1	16.2	15.5	15.3	14.9	15.5	15.1	15.2			
	2:48.5 (14)	3:03.1 (14)	3:17.5 (14)	3:32.0 (14)	3:46.29 (15)							
	14.3	14.6	14.4	14.5	14.2							
16	MATZARIDIS Georgios	GRE		3:49.76	10.68							
	15.0 (13)	31.3 (14)	47.5 (14)	1:03.9 (15)	1:19.4 (15)	1:34.8 (15)	1:49.3 (15)	2:04.4 (15)	2:19.5 (15)	2:34.6 (15)		
	16.3	16.2	16.4	15.5	15.4	14.5	15.1	15.1	15.1			
	2:49.4 (15)	3:04.1 (15)	3:19.2 (15)	3:34.8 (15)	3:49.76 (16)							
	14.8	14.7	15.1	15.6	14.9							

Weather conditions

Temperature: 36 °C Humidity: 18 % Conditions: Sunny

Legend

PB Personal Best

Results

High Jump Women

29 JUN 2025

EUROPEAN RECORD	2.10	MAHUCHIKH Yaroslava	UKR	Paris (FRA)	7 JUL 2024
CHAMPIONSHIP RECORD	2.04	VLAŠIĆ Blanka	CRO	Banská Bystrica (SVK)	21 JUN 2009

 TIMING, RESULTS SERVICE & DISTANCE MEASUREMENT BY  **SWISS TIMING**

 Weather Begin TEMPERATURE **37 °C** HUMIDITY **17 %** CONDITIONS **Sunny**

 Weather End TEMPERATURE **36 °C** HUMIDITY **18 %** CONDITIONS **Sunny**

Rank	Ctry	Name	Result	Points
1	UKR	Ukraine MAHUCHIKH Yaroslava	2.00	16
2	POL	Poland ZODZIK Maria	1.97	15
3	GER	Germany ONNEN Imke	1.94	14
4	CZE	Czechia HRUBÁ Michaela	1.91	12.5
4	ITA	Italy PIERONI Idea	1.91	12.5
6	NED	Netherlands WEERMAN Britt	1.91 SB	11
7	GRE	Greece GKOUSIN Tatiana	1.88	10
8	ESP	Spain BONET Ona	1.88 =PB	9
9	FRA	France GICQUEL Solène	1.88 =SB	8
10	LTU	Lithuania BAIKŠTYTE Urte	1.84 =SB	7
11	SWE	Sweden NILSSON Engla	1.84	6
12	HUN	Hungary BÁTORI Lilianna	1.80	5
13	FIN	Finland TUURI Heta	1.80	4
14	SUI	Switzerland WEBER Céline	1.75	3
15	POR	Portugal CANDÉ Natacha	1.75	2
16	GBR	Great Britain & Northern Ireland BORTHWICK Emily	1.70	1

Group A

Start Time 19:42

Rank	Country	Name	1.75	1.80	1.84	1.88	1.91	1.94	1.97	2.00	2.03
1	UKR	MAHUCHIKH Y	-	-	-	-	O	O	XXO	O	XXX
2	POL	ZODZIK M	-	O	O	O	O	O	XXO	XX	
3	GER	ONNEN I	-	-	O	O	XO	O	XXX		
4	CZE	HRUBÁ M	-	O	O	O	O	XXX			
5	NED	WEERMAN B	-	O	O	O	XXO	XX			
6	GRE	GKOUSIN T	-	O	O	O	XXX				
7	SWE	NILSSON E	-	O	XO	XXX					
8	HUN	BÁTORI L	O	O	XXX						

Results

High Jump Women

29 JUN 2025

Group B

Start Time 19:41

Rank	Country	Name	1.70	1.75	1.80	1.84	1.88	1.91	1.94
1	ITA	PIERONI I	-	0	0	0	0	0	XXX
2	ESP	BONET O	0	0	XO	XO	XO	X	
3	FRA	GICQUEL S	-	0	0	0	XXO	XX	
4	LTU	BAIKŠTYTE U	-	0	0	0	XXX		
5	FIN	TUURI H	0	0	XO	XXX			
6	SUI	WEBER C	0	0	XXX				
7	POR	CANDÉ N	XO	0	XXX				
8	GBR	BORTHWICK E	0	XXX					

Team standings after 32 of 37 events

1	ITA	376.5	5	GBR	322	9	SWE	260.5	13	HUN	213.5
2	POL	345.5	6	ESP	318	10	POR	259	14	UKR	201
3	GER	337	7	FRA	305.5	11	SUI	244	15	FIN	182.5
4	NED	333.5	8	CZE	263	12	GRE	228	16	LTU	150.5

Legend

=PB Equal Personal Best

=SB Equal Season Best

SB Season Best

Website: www.european-athletics.com

Page 2 of 2

Report created SUN 29 JUN 2025 20:47

OFFICIAL PARTNERS



BROADCAST PARTNER



Results

3000m Steeplechase Women

START TIME

20:40

29 JUN 2025

EUROPEAN RECORD	8:58.67	FINOT Alice	FRA	Paris (FRA)	6 AUG 2024
CHAMPIONSHIP RECORD	9:17.31	GE GA Luiza	ALB	Chorzów (POL)	22 JUN 2023

TIMING, RESULTS SERVICE & DISTANCE MEASUREMENT BY  **SWISS TIMING**

TEMPERATURE

36 °C

HUMIDITY

18 %

CONDITIONS

Sunny

Rank	Ctry	Name	Result	Points
1	FIN	Finland MONONEN Ilona	9:49.21	16
2	GBR	Great Britain & Northern Ireland TAIT Sarah	9:49.24	15
3	POL	Poland KRÓLIK Kinga	9:49.80	14
4	ESP	Spain SERRANO Marta	9:50.08	13
5	FRA	France RENOUARD Flavie	9:50.83	12
6	POR	Portugal TABORDA Laura	9:53.34	11
7	NED	Netherlands BAKKER Veerle	9:55.81	10
8	SUI	Switzerland SCHERRER Chiara	9:56.81 SB	9
9	GRE	Greece KALLIMOGIANNI Vasiliki	10:00.57	8
10	HUN	Hungary URBÁN Zita	10:03.84	7
11	GER	Germany BUDE Adia	10:08.90	6
12	SWE	Sweden CRONHOLM Ebba	10:13.26	5
13	ITA	Italy COLLI Gaia	10:16.79	4
14	LTU	Lithuania LINKUTE Aukse	10:25.21	3
15	UKR	Ukraine DUTKEVICH Victoria	10:26.13 PB	2
16	CZE	Czechia MÁLKOVÁ Anna	10:40.91	1

Intermediate times:

1000m	3:20.47	BAKKER Veerle (NED)
2000m	6:44.99	SERRANO Marta (ESP)

Team standings after 33 of 37 events											
1	ITA	380.5	5	GBR	337	9	SWE	265.5	13	HUN	220.5
2	POL	359.5	6	ESP	331	10	CZE	264	14	UKR	203
3	NED	343.5	7	FRA	317.5	11	SUI	253	15	FIN	198.5
4	GER	343	8	POR	270	12	GRE	236	16	LTU	153.5

Legend
PB Personal Best SB Season Best

Website: www.european-athletics.com

Page 1 of 1

Report created SUN 29 JUN 2025 20:57

OFFICIAL PARTNERS



BROADCAST PARTNER



Race Analysis

3000m Steeplechase Women

START TIME

20:40
29 JUN 2025

EUROPEAN RECORD	8:58.67	FINOT Alice	FRA	Paris (FRA)	6 AUG 2024
CHAMPIONSHIP RECORD	9:17.31	GE GA Luiza	ALB	Chorzów (POL)	22 JUN 2023

Rank	Name	Ctry									Result	Time Behind	
		400m	800m	1000m	1200m	1600m	2000m	2400m	2500m	2600m	2700m		
		2800m	2900m	Finish									
1	MONONEN Ilona	FIN									9:49.21		
		1:18.8 (5)	2:39.6 (3)	3:20.6 (4)	4:01.4 (3)	5:23.0 (4)	6:45.0 (3)	8:04.0 (3)	8:22.8 (2)	8:40.4 (2)	8:58.1 (2)		
			1:20.8	41.0	40.8	1:21.6	1:22.0	1:19.0	18.8	17.6	17.7		
		9:15.7 (3)	9:33.3 (2)	9:49.21 (1)									
		17.6	17.6	15.9									
2	TAIT Sarah	GBR									9:49.24	0.03	
		1:19.5 (12)	2:40.0 (6)	3:21.1 (8)	4:02.0 (9)	5:23.4 (8)	6:45.3 (5)	8:04.2 (5)	8:23.2 (4)	8:40.6 (5)	8:58.4 (5)		
			1:20.5	41.1	40.9	1:21.4	1:21.9	1:18.9	19.0	17.4	17.8		
		9:15.4 (1)	9:32.8 (1)	9:49.24 (2)									
		17.0	17.4	16.4									
3	KRÓLIK Kinga	POL									9:49.80	0.59	
		1:18.9 (6)	2:40.2 (9)	3:21.0 (7)	4:01.8 (6)	5:22.8 (2)	6:44.9 (2)	8:03.8 (2)	8:22.6 (1)	8:40.1 (1)	8:57.9 (1)		
			1:21.3	40.8	40.8	1:21.0	1:22.1	1:18.9	18.8	17.5	17.8		
		9:15.8 (4)	9:33.6 (5)	9:49.80 (3)									
		17.9	17.8	16.2									
4	SERRANO Marta	ESP									9:50.08	0.87	
		1:18.4 (2)	2:39.4 (2)	3:20.5 (2)	4:01.2 (2)	5:22.7 (1)	6:44.7 (1)	8:03.7 (1)	8:23.0 (3)	8:40.5 (3)	8:58.2 (3)		
			1:21.0	41.1	40.7	1:21.5	1:22.0	1:19.0	19.3	17.5	17.7		
		9:16.1 (5)	9:33.5 (4)	9:50.08 (4)									
		17.9	17.4	16.5									
5	RENOUARD Flavie	FRA									9:50.83	1.62	
		1:18.7 (3)	2:39.9 (5)	3:20.6 (3)	4:01.4 (4)	5:23.1 (5)	6:45.3 (4)	8:04.2 (4)	8:23.2 (5)	8:40.6 (4)	8:58.3 (4)		
			1:21.2	40.7	40.8	1:21.7	1:22.2	1:18.9	19.0	17.4	17.7		
		9:15.5 (2)	9:33.4 (3)	9:50.83 (5)									
		17.2	17.9	17.4									
6	TABORDA Laura	POR									9:53.34	4.13	
		1:19.0 (7)	2:40.6 (12)	3:21.2 (10)	4:02.0 (8)	5:23.5 (9)	6:45.6 (6)	8:04.4 (6)	8:23.6 (6)	8:41.6 (6)	8:59.5 (6)		
			1:21.6	40.6	40.8	1:21.5	1:22.1	1:18.8	19.2	18.0	17.9		
		9:17.6 (6)	9:36.3 (6)	9:53.34 (6)									
		18.1	18.7	17.0									
7	BAKKER Veerle	NED									9:55.81	6.60	
		1:18.3 (1)	2:39.3 (1)	3:20.4 (1)	4:01.2 (1)	5:22.8 (3)	6:45.6 (7)	8:04.6 (7)	8:23.9 (7)	8:41.8 (7)	8:59.7 (7)		
			1:21.0	41.1	40.8	1:21.6	1:22.8	1:19.0	19.3	17.9	17.9		
		9:18.3 (7)	9:37.4 (7)	9:55.81 (7)									
		18.6	19.1	18.4									
8	SCHERRER Chiara	SUI									9:56.81	7.60	SB
		1:19.2 (9)	2:40.3 (11)	3:21.2 (9)	4:01.9 (7)	5:23.6 (10)	6:45.8 (8)	8:04.7 (8)	8:24.1 (8)	8:42.1 (8)	9:00.3 (8)		
			1:21.1	40.9	40.7	1:21.7	1:22.2	1:18.9	19.4	18.0	18.2		
		9:19.0 (8)	9:38.2 (8)	9:56.81 (8)									
		18.7	19.2	18.6									

Race Analysis

3000m Steeplechase Women

START TIME

20:40
29 JUN 2025

Rank	Name	Ctry				Result	Time Behind									
		400m	800m	1000m	1200m	1600m	2000m	2400m	2500m	2600m	2700m					
		2800m	2900m	Finish												
9	KALLIMOGIANNI Vasiliki	GRE				10:00.57	11.36									
1:19.6 (14)		2:40.8 (13)	3:21.6 (12)	4:02.3 (11)	5:23.8 (12)	6:46.0 (10)	8:05.4 (10)	8:25.1 (10)	8:44.6 (10)	9:04.4 (10)						
9:23.1 (9)		9:42.5 (9)	10:00.57 (9)													
18.7		19.4	18.0													
10	URBÁN Zita	HUN				10:03.84	14.63									
1:19.6 (13)		2:40.3 (10)	3:21.4 (11)	4:02.4 (12)	5:23.2 (6)	6:45.9 (9)	8:04.9 (9)	8:24.7 (9)	8:44.0 (9)	9:04.0 (9)						
9:23.8 (10)		9:44.4 (10)	10:03.84 (10)													
19.8		20.6	19.4													
11	BUDDE Adia	GER				10:08.90	19.69									
1:18.7 (4)		2:39.8 (4)	3:20.9 (6)	4:02.5 (13)	5:24.0 (13)	6:47.1 (13)	8:08.6 (11)	8:29.2 (11)	8:49.6 (11)	9:10.2 (11)						
9:30.6 (11)		9:50.6 (11)	10:08.90 (11)													
20.4		20.0	18.3													
12	CRONHOLM Ebba	SWE				10:13.26	24.05									
1:19.1 (8)		2:40.2 (8)	3:20.8 (5)	4:01.6 (5)	5:23.3 (7)	6:46.4 (11)	8:09.2 (13)	8:30.4 (12)	8:51.5 (12)	9:12.3 (12)						
9:32.9 (12)		9:53.8 (12)	10:13.26 (12)													
20.6		20.9	19.4													
13	COLLI Gaia	ITA				10:16.79	27.58									
1:19.3 (11)		2:40.0 (7)	3:21.6 (13)	4:02.1 (10)	5:23.7 (11)	6:46.5 (12)	8:08.9 (12)	8:30.5 (13)	8:51.7 (13)	9:12.4 (13)						
9:33.6 (13)		9:55.1 (13)	10:16.79 (13)													
21.2		21.5	21.6													
14	LINKUTE Aukse	LTU				10:25.21	36.00									
1:20.0 (15)		2:41.3 (15)	3:22.1 (14)	4:02.9 (14)	5:24.8 (14)	6:50.0 (14)	8:17.7 (14)	8:40.2 (14)	9:02.2 (14)	9:23.4 (14)						
9:44.8 (14)		10:06.2 (14)	10:25.21 (14)													
21.4		21.4	19.0													
15	DUTKEVICH Victoria	UKR				10:26.13	36.92									
1:20.1 (16)		2:42.0 (16)	3:23.1 (16)	4:03.9 (16)	5:27.9 (16)	6:54.4 (15)	8:20.2 (15)	8:41.9 (15)	9:03.5 (15)	9:24.8 (15)						
9:46.1 (15)		10:06.8 (15)	10:26.13 (15)													
21.3		20.7	19.3													
								PB								
16	MÁLKOVÁ Anna	CZE				10:40.91	51.70									
1:19.2 (10)		2:41.2 (14)	3:22.3 (15)	4:02.9 (15)	5:26.4 (15)	6:54.4 (16)	8:22.5 (16)	8:46.1 (16)	9:09.1 (16)	9:32.0 (16)						
9:55.1 (16)		10:19.1 (16)	10:40.91 (16)													
23.1		24.0	21.8													

Weather conditions

Temperature: 36 °C Humidity: 18 % Conditions: Sunny

Legend
PB Personal Best **SB** Season Best

Results

5000m Men

START TIME

21:10
29 JUN 2025

EUROPEAN RECORD	12:44.27	ALMGREN Andreas	SWE	Stockholm (SWE)	15 JUN 2025
CHAMPIONSHIP RECORD	13:17.23	CRIPPA Yemaneberhan	ITA	Chorzów (POL)	29 MAY 2021

 TIMING, RESULTS SERVICE & DISTANCE MEASUREMENT BY  **SWISS TIMING**

TEMPERATURE

35 °C

HUMIDITY

16 %

CONDITIONS

Partly cloudy

Rank	Ctry	Name	Result	Points
1	NED	Netherlands LAROS Niels	13:44.45	16
2	SUI	Switzerland LOBALU Dominic Lokinyomo	13:45.37	15
3	ESP	Spain NDIKUMWENAYO Thierry	13:45.38	14
4	GER	Germany RUPPERT Frederik	13:47.31 SB	13
5	ITA	Italy CRIPPA Yemaneberhan	13:48.03 SB	12
6	FRA	France AUGUSTO Bastien	13:51.22	11
7	POL	Poland HERZYK Kamil	13:51.91 PB	10
8	GBR	Great Britain & Northern Ireland MULLARKEY David	13:53.31	9
9	SWE	Sweden GRAHN Jonathan	13:56.03	8
10	CZE	Czechia VÍCH Damián	13:57.11	7
11	UKR	Ukraine ATAMANIUK Andrii	13:59.14 SB	6
12	HUN	Hungary SZŐGI István	14:02.67	5
13	FIN	Finland HELANDER Eemil	14:07.40	4
14	POR	Portugal AMARAL Rúben	14:19.10	3
15	LTU	Lithuania VALINCIUS Giedrius	14:23.07	2
16	GRE	Greece STAMOULIS Konstantinos	14:26.53	1

Intermediate times:	1000m	2:50.33	HERZYK Kamil (POL)
	2000m	5:40.44	HERZYK Kamil (POL)
	3000m	8:28.96	HERZYK Kamil (POL)
	4000m	11:13.23	NDIKUMWENAYO Thierry (ESP)

Team standings after 34 of 37 events											
1	ITA	392.5	5	GBR	346	9	POR	273	13	HUN	225.5
2	POL	369.5	6	ESP	345	10	CZE	271	14	UKR	209
3	NED	359.5	7	FRA	328.5	11	SUI	268	15	FIN	202.5
4	GER	356	8	SWE	273.5	12	GRE	237	16	LTU	155.5

Legend

PB Personal Best

SB Season Best

 Website: www.european-athletics.com

Page 1 of 1

Report created SUN 29 JUN 2025 21:27

OFFICIAL PARTNERS



BROADCAST PARTNER



Race Analysis

5000m Men

START TIME

21:10
29 JUN 2025

EUROPEAN RECORD	12:44.27	ALMGREN Andreas	SWE	Stockholm (SWE)	15 JUN 2025
CHAMPIONSHIP RECORD	13:17.23	CRIPPA Yemaneberhan	ITA	Chorzów (POL)	29 MAY 2021

Rank	Name	Ctry										Result	Time Behind	
		400m	800m	1000m	1200m	1600m	2000m	2400m	2800m	3000m	3200m			
		3600m	4000m	4400m	4500m	4600m	4700m	4800m	4900m	Finish				
1	LAROS Niels	NED										13:44.45		
		1:10.8 (11)	2:17.7 (9)	2:52.1 (9)	3:25.9 (9)	4:34.0 (9)	5:42.1 (9)	6:50.5 (9)	7:56.9 (7)	8:30.4 (8)	9:03.0 (8)			
			1:06.9	34.4	33.8	1:08.1	1:08.1	1:08.4	1:06.4	33.5	32.6			
		10:06.5 (5)	11:13.5 (4)	12:21.5 (4)	12:37.7 (3)	12:52.1 (3)	13:05.0 (2)	13:18.3 (2)	13:31.3 (2)	13:44.45 (1)				
		1:03.5	1:07.0	1:08.0	16.2	14.4	12.9	13.3	13.0	13.1				
2	LOBALU Dominic Lokinyomo	SUI										13:45.37	0.92	
		1:11.9 (16)	2:18.8 (16)	2:53.6 (16)	3:27.8 (16)	4:36.0 (16)	5:43.3 (16)	6:52.3 (16)	7:57.9 (11)	8:30.2 (7)	9:02.6 (6)			
			1:06.9	34.8	34.2	1:08.2	1:07.3	1:09.0	1:05.6	32.3	32.4			
		10:05.9 (3)	11:13.3 (2)	12:21.4 (2)	12:37.6 (2)	12:52.1 (2)	13:05.5 (3)	13:18.7 (3)	13:32.2 (3)	13:45.37 (2)				
		1:03.3	1:07.4	1:08.1	16.2	14.5	13.4	13.2	13.5	13.1				
3	NDIKUMWENAYO Thierry	ESP										13:45.38	0.93	
		1:09.0 (1)	2:16.6 (2)	2:50.7 (2)	3:24.8 (2)	4:32.9 (4)	5:41.3 (4)	6:49.5 (4)	7:56.6 (5)	8:30.0 (5)	9:02.1 (3)			
			1:07.6	34.1	34.1	1:08.1	1:08.4	1:08.2	1:07.1	33.4	32.1			
		10:05.5 (1)	11:13.2 (1)	12:21.3 (1)	12:37.4 (1)	12:51.8 (1)	13:04.7 (1)	13:17.8 (1)	13:31.2 (1)	13:45.38 (3)				
		1:03.4	1:07.7	1:08.1	16.1	14.4	12.9	13.1	13.4	14.1				
4	RUPPERT Frederik	GER										13:47.31	2.86	SB
		1:09.5 (3)	2:16.8 (3)	2:50.9 (3)	3:24.9 (3)	4:32.5 (2)	5:40.8 (2)	6:49.0 (2)	7:56.0 (2)	8:29.2 (2)	9:01.9 (2)			
			1:07.3	34.1	34.0	1:07.6	1:08.3	1:08.2	1:07.0	33.2	32.7			
		10:05.6 (2)	11:13.4 (3)	12:21.5 (3)	12:37.9 (4)	12:52.6 (5)	13:06.6 (5)	13:20.3 (5)	13:34.1 (5)	13:47.31 (4)				
		1:03.7	1:07.8	1:08.1	16.4	14.7	14.0	13.7	13.8	13.2				
5	CRIPPA Yemaneberhan	ITA										13:48.03	3.58	SB
		1:10.4 (7)	2:17.5 (8)	2:51.8 (8)	3:25.8 (8)	4:33.8 (8)	5:42.0 (8)	6:50.4 (8)	7:56.7 (6)	8:30.2 (6)	9:02.8 (7)			
			1:07.1	34.3	34.0	1:08.0	1:08.2	1:08.4	1:06.3	33.5	32.6			
		10:06.2 (4)	11:13.7 (5)	12:21.6 (5)	12:37.9 (5)	12:52.3 (4)	13:06.2 (4)	13:20.1 (4)	13:34.0 (4)	13:48.03 (5)				
		1:03.4	1:07.5	1:07.9	16.3	14.4	13.9	13.9	13.9	14.0				
6	AUGUSTO Bastien	FRA										13:51.22	6.77	
		1:10.0 (5)	2:17.0 (4)	2:51.2 (5)	3:25.2 (5)	4:33.2 (5)	5:41.5 (5)	6:49.7 (5)	7:56.5 (4)	8:29.6 (4)	9:02.4 (5)			
			1:07.0	34.2	34.0	1:08.0	1:08.3	1:08.2	1:06.8	33.1	32.8			
		10:07.2 (8)	11:13.9 (8)	12:22.0 (8)	12:38.4 (8)	12:53.7 (7)	13:08.3 (7)	13:23.0 (7)	13:37.2 (7)	13:51.22 (6)				
		1:04.8	1:06.7	1:08.1	16.4	15.3	14.6	14.7	14.2	14.0				
7	HERZYK Kamil	POL										13:51.91	7.46	PB
		1:09.3 (2)	2:16.4 (1)	2:50.3 (1)	3:24.7 (1)	4:32.2 (1)	5:40.5 (1)	6:48.8 (1)	7:55.8 (1)	8:28.9 (1)	9:01.7 (1)			
			1:07.1	33.9	34.4	1:07.5	1:08.3	1:08.3	1:07.0	33.1	32.8			
		10:07.0 (7)	11:13.7 (6)	12:21.8 (6)	12:38.1 (6)	12:53.4 (6)	13:08.0 (6)	13:22.8 (6)	13:37.2 (6)	13:51.91 (7)				
		1:05.3	1:06.7	1:08.1	16.3	15.3	14.6	14.8	14.4	14.7				
8	MULLARKEY David	GBR										13:53.31	8.86	
		1:09.8 (4)	2:17.0 (5)	2:51.1 (4)	3:25.1 (4)	4:32.7 (3)	5:41.0 (3)	6:49.2 (3)	7:56.3 (3)	8:29.4 (3)	9:02.2 (4)			
			1:07.2	34.1	34.0	1:07.6	1:08.3	1:08.2	1:07.1	33.1	32.8			
		10:06.8 (6)	11:13.9 (7)	12:21.8 (7)	12:38.2 (7)	12:53.9 (8)	13:08.6 (8)	13:23.4 (8)	13:37.9 (8)	13:53.31 (8)				
		1:04.6	1:07.1	1:07.9	16.4	15.7	14.7	14.8	14.5	15.4				

Race Analysis

5000m Men

START TIME

21:10
29 JUN 2025

Rank	Name	Ctry		Result	Time Behind						
		400m	800m	1000m	1200m	1600m	2000m	2400m	2800m	3000m	3200m
		3600m	4000m	4400m	4500m	4600m	4700m	4800m	4900m	Finish	
9	GRAHN Jonathan	SWE		13:56.03	11.58						
		1:11.0 (13)	2:18.0 (12)	2:52.6 (12)	3:26.2 (11)	4:34.1 (10)	5:42.2 (10)	6:50.9 (11)	7:58.0 (12)	8:30.6 (9)	9:03.2 (9)
			1:07.0	34.6	33.6	1:07.9	1:08.1	1:08.7	1:07.1	32.6	32.6
		10:07.5 (9)	11:14.2 (9)	12:22.8 (11)	12:39.3 (11)	12:55.4 (11)	13:11.0 (10)	13:26.3 (9)	13:41.2 (9)	13:56.03 (9)	
		1:04.3	1:06.7	1:08.6	16.5	16.1	15.6	15.3	14.9	14.8	
10	VÍCH Damján	CZE		13:57.11	12.66						
		1:11.3 (14)	2:18.3 (14)	2:53.0 (14)	3:26.7 (14)	4:34.7 (13)	5:42.6 (13)	6:51.3 (13)	7:58.1 (13)	8:31.1 (12)	9:04.1 (12)
			1:07.0	34.7	33.7	1:08.0	1:07.9	1:08.7	1:06.8	33.0	33.0
		10:08.8 (11)	11:14.7 (11)	12:22.8 (10)	12:39.0 (10)	12:55.1 (10)	13:11.1 (11)	13:26.6 (10)	13:41.8 (10)	13:57.11 (10)	
		1:04.7	1:05.9	1:08.1	16.2	16.1	16.0	15.5	15.2	15.3	
11	ATAMANIUK Andrii	UKR		13:59.14	14.69						
		1:10.6 (9)	2:17.5 (7)	2:51.7 (7)	3:25.6 (7)	4:33.6 (7)	5:41.8 (7)	6:50.2 (7)	7:57.5 (9)	8:30.9 (11)	9:03.9 (11)
			1:06.9	34.2	33.9	1:08.0	1:08.2	1:08.4	1:07.3	33.4	33.0
		10:08.5 (10)	11:14.5 (10)	12:22.5 (9)	12:38.8 (9)	12:54.9 (9)	13:10.9 (9)	13:27.3 (11)	13:43.2 (11)	13:59.14 (11)	
		1:04.6	1:06.0	1:08.0	16.3	16.1	16.0	16.4	15.9	15.9	
12	SZÖGI István	HUN		14:02.67	18.22						
		1:11.0 (12)	2:18.2 (13)	2:52.8 (13)	3:26.2 (12)	4:34.5 (12)	5:42.4 (12)	6:51.1 (12)	7:58.4 (14)	8:31.7 (14)	9:04.8 (14)
			1:07.2	34.6	33.4	1:08.3	1:07.9	1:08.7	1:07.3	33.3	33.1
		10:10.0 (13)	11:17.3 (13)	12:26.0 (12)	12:42.6 (12)	12:59.2 (12)	13:15.3 (12)	13:31.5 (12)	13:46.9 (12)	14:02.67 (12)	
		1:05.2	1:07.3	1:08.7	16.6	16.6	16.1	16.2	15.4	15.7	
13	HELANDER Eemil	FIN		14:07.40	22.95						
		1:10.3 (6)	2:17.3 (6)	2:51.5 (6)	3:25.4 (6)	4:33.4 (6)	5:41.7 (6)	6:50.0 (6)	7:57.2 (8)	8:30.7 (10)	9:03.6 (10)
			1:07.0	34.2	33.9	1:08.0	1:08.3	1:08.3	1:07.2	33.5	32.9
		10:09.0 (12)	11:16.6 (12)	12:26.4 (13)	12:43.5 (13)	13:00.8 (13)	13:17.6 (13)	13:34.5 (13)	13:50.9 (13)	14:07.40 (13)	
		1:05.4	1:07.6	1:09.8	17.1	17.3	16.8	16.9	16.4	16.5	
14	AMARAL Rúben	POR		14:19.10	34.65						
		1:10.8 (10)	2:17.8 (10)	2:52.4 (10)	3:26.0 (10)	4:34.2 (11)	5:42.2 (11)	6:50.7 (10)	7:57.8 (10)	8:31.4 (13)	9:04.6 (13)
			1:07.0	34.6	33.6	1:08.2	1:08.0	1:08.5	1:07.1	33.6	33.2
		10:11.2 (14)	11:21.8 (14)	12:33.4 (14)	12:51.8 (14)	13:09.2 (14)	13:26.3 (14)	13:43.2 (14)	14:00.9 (14)	14:19.10 (14)	
		1:06.6	1:10.6	1:11.6	18.4	17.4	17.1	16.9	17.7	18.2	
15	VALINCIUS Giedrius	LTU		14:23.07	38.62						
		1:10.5 (8)	2:17.9 (11)	2:52.5 (11)	3:26.3 (13)	4:35.1 (14)	5:42.8 (14)	6:51.7 (14)	7:59.5 (15)	8:33.7 (15)	9:08.3 (15)
			1:07.4	34.6	33.8	1:08.8	1:07.7	1:08.9	1:07.8	34.2	34.6
		10:18.2 (15)	11:30.4 (15)	12:42.0 (15)	12:59.7 (15)	13:16.4 (16)	13:33.6 (16)	13:51.2 (16)	14:07.5 (15)	14:23.07 (15)	
		1:09.9	1:12.2	1:11.6	17.7	16.7	17.2	17.6	16.3	15.5	
16	STAMOULIS Konstantinos	GRE		14:26.53	42.08						
		1:11.6 (15)	2:18.6 (15)	2:53.3 (15)	3:27.0 (15)	4:35.3 (15)	5:43.1 (15)	6:52.0 (15)	7:59.7 (16)	8:34.0 (16)	9:08.6 (16)
			1:07.0	34.7	33.7	1:08.3	1:07.8	1:08.9	1:07.7	34.3	34.6
		10:18.5 (16)	11:30.6 (16)	12:42.2 (16)	12:59.9 (16)	13:16.2 (15)	13:33.3 (15)	13:51.0 (15)	14:08.4 (16)	14:26.53 (16)	
		1:09.9	1:12.1	1:11.6	17.7	16.3	17.1	17.7	17.4	18.1	

Weather conditions

Temperature: 35 °C Humidity: 16 % Conditions: Partly cloudy

Legend
PB Personal Best **SB** Season Best


Results

Long Jump Women

START TIME

19:59
29 JUN 2025

EUROPEAN RECORD	7.52	CHISTYAKOVA Galina	URS	Leningrad (URS)	11 JUN 1988
CHAMPIONSHIP RECORD	6.95	KLISHINA Darya	RUS	Cheboksary (RUS)	21 JUN 2015

 TIMING, RESULTS SERVICE & DISTANCE MEASUREMENT BY  **SWISS TIMING**

Weather Begin

 TEMPERATURE **36 °C**

 HUMIDITY **18 %**


 CONDITIONS **Sunny**

Weather End

 TEMPERATURE **35 °C**

 HUMIDITY **16 %**

 CONDITIONS **Partly cloudy**

Rank	Ctry	Name	Result	Points
1	ITA	Italy IAPICHINO Larissa	6.92	16
2	GER	Germany MIHAMBO Malaika	6.84	15
3	POR	Portugal de SOUSA Agate	6.84 	14
4	SUI	Switzerland KÄLIN Annik	6.78	13
5	FRA	France KPATCHA Hilary	6.76	12
6	GBR	Great Britain & Northern Ireland SAWYERS Jazmin	6.75	11
7	NED	Netherlands HONDEMA Pauline	6.70	10
8	ESP	Spain DIAME Fátima	6.68	9
9	POL	Poland MATUSZEWICZ Anna	6.40	8
10	HUN	Hungary BÁNHIDI-FARKAS Petra	6.39	7
11	SWE	Sweden SAGNIA Khaddi	6.33	6
12	LTU	Lithuania PETROKAITE Jogaile	6.20	5
13	GRE	Greece BESI Natalia	6.18	4
14	CZE	Czechia VOLNÁ Daniela	6.16	3
15	FIN	Finland KÄHÄRÄ Jessica	6.15	2
16	UKR	Ukraine LISTUNOVA Alina	6.05	1

Rank	Country	Name	1	2	3	4	5	6
1	ITA	IAPICHINO L	6.49 (-0.4)	x (+0.6)	6.63 (+0.6)	6.64 (0.0)	6.92 (+0.2)	6.72 (-0.4)
2	GER	MIHAMBO M	x (-0.3)	6.84 (+0.5)	6.76 (-0.6)	x (+0.2)	x (+0.2)	x (-0.3)
3	POR	de SOUSA A	x (-0.4)	6.67 (-0.6)	x (-0.1)	6.66 (-1.1)	6.84 (+1.2)	x (-0.8)
4	SUI	KÄLIN A	6.62 (+0.7)	x (-0.6)	6.78 (+0.3)	6.40 (-0.2)	6.69 (-0.8)	6.58 (-0.1)
5	FRA	KPATCHA H	6.64 (+0.1)	6.66 (-0.2)	x (+0.4)	6.60 (-0.8)	6.76 (+0.2)	
6	GBR	SAWYERS J	x (-0.8)	6.43 (+0.5)	6.75 (+0.1)	6.60 (+1.2)	x (-1.9)	
7	NED	HONDEMA P	6.70 (+2.4)	6.58 (-0.4)	6.36 (-0.2)	x (-0.3)	6.54 (-0.3)	
8	ESP	DIAME F	x (0.0)	6.05 (+0.1)	6.68 (+0.3)	x (+1.2)	x (-0.6)	
9	POL	MATUSZEWICZ A	6.18 (+2.3)	6.21 (-0.9)	6.40 (+0.1)			
10	HUN	BÁNHIDI-FARKAS P	6.32 (-0.7)	6.30 (+0.6)	6.39 (+0.2)			
11	SWE	SAGNIA K	x (+0.5)	6.33 (0.0)	x (+0.7)			

Results

Long Jump Women

START TIME

19:59

29 JUN 2025

12	LTU	PETROKAITE J	6.20	(-0.8)	4.74	(+0.7)	r	
13	GRE	BESI N	6.18	(-0.6)	x	(+1.2)	6.18	(+0.2)
14	CZE	VOLNÁ D	5.84	(+0.5)	5.72	(-0.3)	6.16	(-0.1)
15	FIN	KÄHÄRÄ J	x	(0.0)	6.15	(+0.2)	x	(0.0)
16	UKR	LISTUNOVA A	5.91	(0.0)	6.05	(0.0)	6.00	(+0.2)

Team standings after 35 of 37 events

1	ITA	408.5	5	GBR	357	9	SUI	281	13	HUN	232.5
2	POL	377.5	6	ESP	354	10	SWE	279.5	14	UKR	210
3	GER	371	7	FRA	340.5	11	CZE	274	15	FIN	204.5
4	NED	369.5	8	POR	287	12	GRE	241	16	LTU	160.5

Legend

SB Season Best

Results

Javelin Throw Men

START TIME

20:22

29 JUN 2025

EUROPEAN RECORD	98.48	ŽELEZNÝ Jan	CZE	Jena (GER)	25 MAY 1996
CHAMPIONSHIP RECORD	96.29	VETTER Johannes	GER	Chorzów (POL)	29 MAY 2021

TIMING, RESULTS SERVICE & DISTANCE MEASUREMENT BY  **SWISS TIMING**

Weather Begin TEMPERATURE **36 °C** HUMIDITY **18 %** CONDITIONS **Sunny**
Weather End TEMPERATURE **35 °C** HUMIDITY **16 %** CONDITIONS **Partly cloudy**

Rank	Ctry	Name	Result	Points
1	GER	Germany WEBER Julian	85.15	16
2	UKR	Ukraine FELFNER Artur	80.54 SB	15
3	LTU	Lithuania MATUSEVICIUS Edis	78.26 SB	14
4	POR	Portugal RAMOS Leandro	78.12	13
5	POL	Poland KRUKOWSKI Marcin	77.50	12
6	ESP	Spain QUIJERA Manu	77.26	11
7	GBR	Great Britain & Northern Ireland BAINBRIDGE Daniel	73.12	10
8	FIN	Finland LAINE Topias	73.04	9
9	ITA	Italy ORLANDO Roberto	72.75	8
10	GRE	Greece TSITSOS Dimitrios	71.73	7
11	CZE	Czechia KONECNÝ Martin	71.70	6
12	SUI	Switzerland di SANZA Franck	71.25	5
13	NED	Netherlands JANSEN Ryan	70.82	4
14	HUN	Hungary KOVÁCS Noel	68.38	3
15	FRA	France ROUGETET Remi	67.68	2
16	SWE	Sweden RAHM Jakob	66.56	1

Rank	Country	Name	1	2	3	4	5	6
1	GER	WEBER J	85.15	84.69	74.14	-	-	-
2	UKR	FELFNER A	66.80	64.34	75.39	75.26	80.54	x
3	LTU	MATUSEVICIUS E	74.76	x	78.26	x	x	x
4	POR	RAMOS L	74.76	77.08	78.12	x	76.30	74.47
5	POL	KRUKOWSKI M	70.19	75.26	x	77.39	77.50	
6	ESP	QUIJERA M	70.52	77.26	75.68	76.97	75.32	
7	GBR	BAINBRIDGE D	72.34	73.12	x	69.54	x	
8	FIN	LAINE T	70.56	68.58	73.04	66.81	70.59	
9	ITA	ORLANDO R	72.75	69.81	70.04			
10	GRE	TSITSOS D	71.41	71.73	70.57			
11	CZE	KONECNÝ M	71.70	71.23	68.39			

Results

Javelin Throw Men

START TIME

20:22

29 JUN 2025

12	SUI	di SANZA F	71.25	x	69.45
13	NED	JANSEN R	62.06	70.82	x
14	HUN	KOVÁCS N	66.54	68.38	63.17
15	FRA	ROUGETET R	67.68	67.63	63.77
16	SWE	RAHM J	66.56	60.53	64.70

Team standings after 36 of 37 events											
1	ITA	416.5	5	GBR	367	9	SUI	286	13	HUN	235.5
2	POL	389.5	6	ESP	365	10	SWE	280.5	14	UKR	225
3	GER	387	7	FRA	342.5	11	CZE	280	15	FIN	213.5
4	NED	373.5	8	POR	300	12	GRE	248	16	LTU	174.5

Legend

SB Season Best



Results

4x400m Relay Mixed

29 JUN 2025

EUROPEAN RECORD	3:07.43	Netherlands	NED	Paris (FRA)	3 AUG 2024
CHAMPIONSHIP RECORD	3:12.34	Czechia	CZE	Chorzów (POL)	25 JUN 2023

TIMING, RESULTS SERVICE & DISTANCE MEASUREMENT BY  **SWISS TIMING**

TEMPERATURE
35 °C

HUMIDITY
16 %

CONDITIONS
Partly cloudy

Rank	Ctry	Name	Result	Points
1	POL	Poland SZWED Maksymilian SWIETY-ERSETIC Justyna	3:09.43 CR WL NR	16
2	ITA	Italy SCOTTI Edoardo TROIANI Virginia	3:09.66 NR	15
3	GBR	Great Britain & Northern Ireland REARDON Samuel NIELSEN Lina	3:09.66 SB	14
4	ESP	Spain GUIJARRO Manuel HERVAS Blanca	3:10.48 NR	13
5	FRA	France BIRON Gilles PELTIER Fanny	3:11.71 SB	12
6	NED	Netherlands BLAKE Keenan van der SCHOOT Myrte	3:12.92 SB	11
7	GER	Germany SANDERS Manuel LAKNER Jana	3:13.21 SB	10
8	HUN	Hungary ENYINGI Patrik Simon KRISZT Sarolta	3:14.97 SB	9
9	SWE	Sweden EDLUND Oskar KIMUMBA Marie	3:15.40 PB	8
10	FIN	Finland ALATUPA Konsta BAAS Mette	3:15.60 PB	7
11	UKR	Ukraine BARABANOV Mykyta SHOSTAK Maryana	3:16.18 SB	6
12	GRE	Greece ANDREADIS Vladimiro FERRA Andrianna	3:19.02 PB	5
13	LTU	Lithuania KERŠULIS Tomas AUŠRAITE Eva	3:19.86 SB	4
14	CZE	Czechia ŠCIBRÁNI Milan MALÍKOVÁ Barbora	3:20.01 SB	3
	POR	Portugal TAVARES Ericsson DIALLO Fatoumata Binta	DQ	0 TR24.6

Results

4x400m Relay Mixed

29 JUN 2025

SUI **Switzerland** **DQ** **0** TR17.2.3
 GENDRE Vincent BONVIN Julien
 WERNLI Lena GUBELMANN Catia

Heat B Start Time 21:47

Rank	Ctry	Name	Reaction time	Result
1	HUN	Hungary	0.154	3:14.97 SB
2	SWE	Sweden	0.202	3:15.40 PB
3	FIN	Finland	0.149	3:15.60 PB
4	UKR	Ukraine	0.157	3:16.18 SB
5	GRE	Greece	0.184	3:19.02 PB
6	LTU	Lithuania	0.159	3:19.86 SB
	POR	Portugal	0.173	DQ TR24.6
	SUI	Switzerland	0.189	DQ TR17.2.3

Heat A Start Time 21:58

Rank	Ctry	Name	Reaction time	Result
1	POL	Poland	0.213	3:09.43 CR,WL,NR
2	ITA	Italy	0.185	3:09.66 NR
3	GBR	Great Britain & Ni	0.241	3:09.66 SB
4	ESP	Spain	0.199	3:10.48 NR
5	FRA	France	0.172	3:11.71 SB
6	NED	Netherlands	0.135	3:12.92 SB
7	GER	Germany	0.184	3:13.21 SB
8	CZE	Czechia	0.200	3:20.01 SB

Final Results

1	ITA	431.5	5	GBR	381	9	SWE	288.5	13	HUN	244.5
2	POL	405.5	6	ESP	378	10	SUI	286	14	UKR	231
3	GER	397	7	FRA	354.5	11	CZE	283	15	FIN	220.5
4	NED	384.5	8	POR	300	12	GRE	253	16	LTU	178.5

Note:

TR 24.6 - Fault at recovering a dropped baton

TR 17.2.3 - Lane infringement

Legend

CR Championship Record **DQ** Disqualified **NR** National Record **PB** Personal Best
SB Season Best **WL** World Lead

Race Analysis

4x400m Relay Mixed - Heat A

START TIME

21:55

29 JUN 2025

EUROPEAN RECORD	3:07.43	Netherlands	NED	Paris (FRA)	3 AUG 2024
CHAMPIONSHIP RECORD	3:12.34	Czechia	CZE	Chorzów (POL)	25 JUN 2023

Rank	Name	Ctry	Result	Time Behind		
			400m	800m	1200m	Finish
1	Poland	POL	3:09.43		CR WL NR	
			45.2 (2)	1:35.6 (2) 50.4	2:20.7 (4) 45.1	3:09.43 (1) 48.7
2	Italy	ITA	3:09.66	0.23	NR	
			44.8 (1)	1:34.6 (1) 49.8	2:19.6 (1) 45.0	3:09.66 (2) 50.0
3	Great Britain & Ni	GBR	3:09.66	0.23	SB	
			45.5 (3)	1:36.2 (4) 50.7	2:19.8 (2) 43.6	3:09.66 (3) 49.8
4	Spain	ESP	3:10.48	1.05	NR	
			45.9 (6)	1:36.0 (3) 50.1	2:20.4 (3) 44.4	3:10.48 (4) 50.0
5	France	FRA	3:11.71	2.28	SB	
			45.9 (7)	1:36.6 (6) 50.7	2:21.2 (5) 44.6	3:11.71 (5) 50.5
6	Netherlands	NED	3:12.92	3.49	SB	
			45.6 (4)	1:36.7 (7) 51.1	2:21.3 (6) 44.6	3:12.92 (6) 51.6
7	Germany	GER	3:13.21	3.78	SB	
			45.8 (5)	1:36.2 (5) 50.4	2:22.1 (7) 45.9	3:13.21 (7) 51.1
8	Czechia	CZE	3:20.01	10.58	SB	
			46.8 (8)	1:38.7 (8) 51.9	2:25.5 (8) 46.8	3:20.01 (8) 54.5

Weather conditions

Temperature: 35 °C Humidity: 16 % Conditions: Partly cloudy

Legend
CR Championship Record **NR** National Record **SB** Season Best **WL** World Lead

Race Analysis

4x400m Relay Mixed - Heat B

START TIME

21:46
29 JUN 2025

EUROPEAN RECORD	3:07.43	Netherlands	NED	Paris (FRA)	3 AUG 2024
CHAMPIONSHIP RECORD	3:12.34	Czechia	CZE	Chorzów (POL)	25 JUN 2023

Rank	Name	Ctry	Result	Time Behind		
			400m	800m	1200m	Finish
1	Hungary	HUN	3:14.97	SB		
			45.3 (1)	1:37.4 (1) 52.1	2:23.1 (1) 45.7	3:14.97 (1) 51.8
2	Sweden	SWE	3:15.40	0.43	PB	
			46.2 (3)	1:39.0 (5) 52.8	2:24.3 (4) 45.3	3:15.40 (3) 51.1
3	Finland	FIN	3:15.60	0.63	PB	
			46.4 (5)	1:37.7 (2) 51.3	2:23.9 (3) 46.2	3:15.60 (4) 51.7
4	Ukraine	UKR	3:16.18	1.21	SB	
			46.8 (6)	1:39.0 (4) 52.2	2:23.6 (=2) 44.6	3:16.18 (5) 52.5
5	Greece	GRE	3:19.02	4.05	PB	
			47.3 (8)	1:40.1 (6) 52.8	2:25.2 (5) 45.1	3:19.02 (6) 53.8
6	Lithuania	LTU	3:19.86	4.89	SB	
			47.0 (7)	1:41.8 (8) 54.8	2:28.6 (7) 46.8	3:19.86 (8) 51.2
	Portugal	POR	DQ		TR24.6	
			46.4 (4)	1:41.8 (7) 55.4	2:27.4 (6) 45.6	
	Switzerland	SUI	DQ		TR17.2.3	
			45.6 (2)	1:37.8 (3) 52.2	2:23.4 (=2) 45.6	

Weather conditions

Temperature: 35 °C Humidity: 16 % Conditions: Partly cloudy

Note:

TR 24.6 - Fault at recovering a dropped baton

TR 17.2.3 - Lane infringement

Legend
PB Personal Best **SB** Season Best

Records Set

Record Type	Event	Phase	Athlete / Team	Ctry	Result	
Championship Record	200m Men	Heat A	MO-AJOK Xavi	NED	20.01	
	400m Men	Heat A	REARDON Samuel	GBR	44.60	
	800m Men	Heat A	ATTAQUI Mohamed	ESP	1:44.01	
	3000m Steeplechase Men	Final	BEBENDORF Karl	GER	8:20.43	
	Long Jump Men	Final	TENTOGLOU Miltiadis	GRE	8.46	
	4x100m Relay Men	Heat A	Netherlands	NED	37.87	
	100m Women	Heat A	TAKÁCS Boglárka	HUN	11.06	
	200m Women	Heat A	BESTUÉ Jaël	ESP	22.19	
	400m Women	Heat A	BOL Femke	NED	49.48	
	800m Women	Heat A	BOURGOIN Anaïs	FRA	1:58.60	
	Shot Put Women	Final	SCHILDER Jessica	NED	20.14	
	4x100m Relay Women	Heat A	Netherlands	NED	42.02	
	4x400m Relay Mixed	Heat A	Poland	POL	3:09.43	
	World Lead	Long Jump Men	Final	TENTOGLOU Miltiadis	GRE	8.46
		4x400m Relay Mixed	Heat A	Poland	POL	3:09.43
European Lead	200m Men	Heat A	MO-AJOK Xavi	NED	20.01	
	Long Jump Men	Final	TENTOGLOU Miltiadis	GRE	8.46	
	4x100m Relay Men	Heat A	Netherlands	NED	37.87	
	200m Women	Heat A	BESTUÉ Jaël	ESP	22.19	
	400m Women	Heat A	BOL Femke	NED	49.48	
	4x100m Relay Women	Heat A	Netherlands	NED	42.02	

OFFICIAL PARTNERS



BROADCAST PARTNER



Records Set

Record Type	Event	Phase	Athlete / Team	Ctry	Result
	4x400m Relay Mixed	Heat A	Poland	POL	3:09.43
National Record	4x100m Relay Men	Heat B	Czechia	CZE	38.59
	200m Women	Heat A	BESTUÉ Jaël	ESP	22.19
	4x100m Relay Women	Heat A	Spain	ESP	42.11
	4x400m Relay Mixed	Heat A	Spain	ESP	3:10.48
	100m Women	Heat A	TAKÁCS Boglárka	HUN	11.06
	200m Women	Heat B	TAKÁCS Boglárka	HUN	22.65
	4x100m Relay Women	Heat B	Hungary	HUN	43.33
	4x400m Relay Mixed	Heat A	Italy	ITA	3:09.66
	Pole Vault Women	Group B	MIKLYCIUTE Rugile	LTU	4.30
	4x100m Relay Men	Heat A	Netherlands	NED	37.87
	4x100m Relay Women	Heat A	Netherlands	NED	42.02
	4x400m Relay Mixed	Heat A	Poland	POL	3:09.43
	200m Women	Heat A	BAZOLO Lorène Dorcas	POR	22.61
	4x100m Relay Women	Heat B	Portugal	POR	43.44
	400m Men	Heat A	POHORILKO Oleksandr	UKR	44.81
=National Record	400m Men	Heat A	ENYINGI Patrik Simon	HUN	44.84

Legend

=NR Equal National Record
WL World Lead

CR Championship Record

EL European Lead

NR National Record

OFFICIAL PARTNERS




BROADCAST PARTNER



Medallists

European Team Championships

SUN 29 JUN 2025

TIMING, RESULTS SERVICE &
DISTANCE MEASUREMENT BY  **SWISS TIMING**

GOLD	SILVER	BRONZE
ITA - Italy	POL - Poland	GER - Germany
ACETI, Vladimir	ANDREJCZYK, Maria	ABUAKU, Joshua
BATTOCLETTI, Nadia	BOGACZYNSKI, Igor	ANSAH-PEPRAH, Lucas
BIASUTTI, Simone	BRZEZINSKI, Adrian	BATZ, Simon
CARMASSI, Giada	BUKOWIECKA, Natalia	BEBENDORF, Karl
COIRO, Eloisa	BUKOWIECKI, Konrad	BLECH, Torben
COLLI, Gaia	FAJDEK, Pawel	BODEN, Pascal
CRIPPA, Yemaneberhan	GABORSKA, Zofia	BREDAU, Jean Paul
DESALU, Eseosa Fostine	GALIK, Wojciech	BUDDE, Adia
DOSSO, Zaynab	GRYC, Anna	BURKARD, Elena
FABBRI, Leonardo	HERZYK, Kamil	CRAFT, Shanice
FANTINI, Sara	KARDASZ, Klaudia	GORR, Irina
FOLORUNSO, Ayomide	KAZMIERSKA, Klaudia	HARTMANN, Joshua
FONTANA, Vittoria	KITLINSKI, Bartosz	HUMMEL, Merlin
FURLANI, Mattia	KOŁODZIEJSKI, Mateusz	JOYEUX, Caroline
HOOPER, Gloria	KOPEC, Dominik	JUNK, Sophia
IAPICHINO, Larissa	KRÓLIK, Kinga	KELETY, Elena
KADDARI, Dalia	KRUKOWSKI, Marcin	KOLBE, Smilla
MANGIONE, Alice	KRUPA, Patryk	KOLBERG, Majtie
MOLINAROLO, Elisa	LASKOWSKA, Adrianna	KRANZ, Kevin
OLIVERI, Matteo	LISEK, Piotr	KUHN, Aileen
OLIVIERI, Giorgio	LIZAKOWSKA, Weronika	KWAYIE, Lisa Marie
ORLANDO, Roberto	MATUSZEWICZ, Anna	LAKNER, Jana
OSAKUE, Daisy	MEGIER, Maciej	LOBE, Ricarda
PADOVAN, Paola	MIEZIANKO, Pawel	MARTIN, Johanna
PATTA, Lorenzo	NIEMCZYK, Magdalena	MAYER, Lisa
PERNICI, Francesco	RAK, Filip	MAYER, Sina
PIERONI, Idea	SKRZYSZOWSKA, Pia	MIHAMBO, Malaika
POLINARI, Anna	SOLTYSIAK, Daniel	MORDI, Manuel
RANDAZZO, Filippo	STACHNIK, Oskar	OGUNLEYE, Yemisi
RIVA, Federico	STEFANOWICZ, Magdalena	ONNEN, Imke
SACCOMANO, Enrico	SWIETY-ERSETIC, Justyna	PETERSHOFEN, Friedelinde
SARACENI, Erika Giorgia Anoeta	SWOBODA, Ewa	POTYE, Tobias
SCOTTI, Edoardo	SZWED, Maksymilian	RISTL, Silas
SIBILIO, Alessandro	SZYMANSKI, Jakub	RUPPERT, Frederik
SIMONELLI, Lorenzo Ndele	TARKOWSKI, Piotr	SANDERS, Manuel
SIOLI, Matteo	TSIMANOUSKAYA, Krystsina	SCHULTE, Marvin
TORTU, Filippo	WDOWIK, Oliwer	SOSNA, Mika
TROIANI, Virginia	WIELGOSZ, Anna	STEPANOV, Alexander
VERTERAMO, Sara	WŁODARCZYK, Anita	TORTELL, Marc
ZENONI, Marta	ZABAWSKA, Daria	ULBRICHT, Julia
ZOGLAMI, Ala	ZAK, Lukasz	WAGNER, Julian
	ZODZIK, Maria	WEBER, Julian

Ranking

European Team Championships

Final Results

Event	ITA	POL	GER	NED	GBR	ESP	FRA	POR	SWE	SUI	CZE	GRE	HUN	UKR	FIN	LTU
	431.5 (1)	405.5 (2)	397 (3)	384.5 (4)	381 (5)	378 (6)	354.5 (7)	300 (8)	288.5 (9)	286 (10)	283 (11)	253 (12)	244.5(13)	231 (14)	220.5(15)	178.5(16)
Men																
100m	1 (16)	14 (3)	12 (5)	15 (2)	16 (1)	7 (10)	9.5 (=7)	9.5 (=7)	13 (4)	6 (11)	2 (15)	8 (9)	11 (6)	5 (12)	3 (14)	4 (13)
200m	15 (2)	13 (4)	9 (8)	16 (1)	14 (3)	10 (7)	8 (9)	12 (5)	2 (15)	6 (11)	11 (6)	3 (14)	4 (13)	1 (16)	5 (12)	7 (10)
400m	13 (4)	11 (6)	1 (16)	12 (5)	16 (1)	6 (11)	10 (7)	4 (13)	9 (8)	7 (10)	5 (12)	8 (9)	14 (3)	15 (2)	3 (14)	2 (15)
800m	15 (2)	9 (8)	11 (6)	10 (7)	7 (10)	16 (1)	14 (3)	6 (11)	8 (9)	12 (5)	13 (4)	2 (15)	1 (16)	3 (14)	5 (12)	4 (13)
1500m	10 (7)	14 (3)	12 (5)	15 (2)	8 (9)	13 (4)	9 (8)	16 (1)	5 (12)	3 (14)	11 (6)	1 (16)	4 (13)	6 (11)	7 (10)	2 (15)
5000m	12 (5)	10 (7)	13 (4)	16 (1)	9 (8)	14 (3)	11 (6)	3 (14)	8 (9)	15 (2)	7 (10)	1 (16)	5 (12)	6 (11)	4 (13)	2 (15)
3000m Steeplechase	9 (8)	12 (5)	16 (1)	7 (10)	11 (6)	15 (2)	14 (3)	6 (11)	13 (4)	5 (12)	8 (9)	3 (14)	10 (7)	2 (15)	4 (13)	1 (16)
110m Hurdles	15 (2)	12 (5)	10 (7)	9 (8)	14 (3)	13 (4)	11 (6)	5 (12)	4 (13)	16 (1)	3 (14)	6 (11)	2 (15)	7 (10)	8 (9)	1 (16)
400m Hurdles	13 (4)	4 (13)	11 (6)		15 (2)	12 (5)	6 (11)	9 (8)	8 (9)	14 (3)	16 (1)	3 (14)	7 (10)	5 (12)	10 (7)	2 (15)
High Jump	15 (2)	9 (8)	14 (3)	1 (16)	10 (7)	11 (6)	7.5 (=9)	4.5 (=12)	3 (14)	2 (15)	16 (1)	12.5 (=4)	6 (11)	12.5 (=4)	4.5 (=12)	7.5 (=9)
Pole Vault	7 (10)	15 (2)		16 (1)	8 (9)	10 (7)	9 (8)	5 (12)	3.5 (=13)	6 (11)	13.5 (=3)		13.5 (=3)	11.5 (=5)	11.5 (=5)	3.5 (=13)
Long Jump	14 (3)	13 (4)	11 (6)		6 (11)	8 (9)	12 (5)	4 (13)	15 (2)	10 (7)	9 (8)	16 (1)	3 (14)	5 (12)	7 (10)	2 (15)
Triple Jump	15 (2)	8 (9)	1 (16)	10 (7)	6 (11)	13 (4)	16 (1)	11 (6)	2 (15)	3 (14)	5 (12)	7 (10)	12 (5)	14 (3)	9 (8)	4 (13)
Shot Put	16 (1)	14 (3)	10 (7)	9 (8)	13 (4)	4 (13)	8 (9)	11 (6)	15 (2)	6 (11)	7 (10)	5 (12)	3 (14)	12 (5)	1 (16)	2 (15)
Discus Throw	5 (12)	10 (7)	15 (2)	11 (6)	14 (3)	13 (4)	9 (8)	6 (11)	16 (1)	3 (14)	4 (13)	8 (9)		7 (10)	2 (15)	12 (5)
Hammer Throw	11 (6)		15 (2)	9 (8)	4 (13)	5 (12)	13 (4)	10 (7)	8 (9)	7 (10)	12 (5)	6 (11)	14 (3)	16 (1)	3 (14)	2 (15)
Javelin Throw	8 (9)	12 (5)	16 (1)	4 (13)	10 (7)	11 (6)	2 (15)	13 (4)	1 (16)	5 (12)	6 (11)	7 (10)	3 (14)	15 (2)	9 (8)	14 (3)
4x100m Relay	13 (4)	5 (12)	15 (2)	16 (1)	14 (3)	12 (5)		8 (9)	4 (13)	10 (7)	11 (6)	9 (8)	6 (11)		7 (10)	3 (14)
Women																
100m	12 (5)	15 (2)	11 (6)	14 (3)	6 (11)	7 (10)	5 (12)	13 (4)	8 (9)	9 (8)	4 (13)	10 (7)	16 (1)	2 (15)	1 (16)	3 (14)
200m	10 (7)	5 (12)	14 (3)	13 (4)	7 (10)	16 (1)	15 (2)	12 (5)	9 (8)	8 (9)	3 (14)	6 (11)	11 (6)	2 (15)	1 (16)	4 (13)
400m	13 (4)	15 (2)	10 (7)	16 (1)	12 (5)	14 (3)	8 (9)	5 (12)	6 (11)	7 (10)	9 (8)	1 (16)	3 (14)	2 (15)	11 (6)	4 (13)
800m	14 (3)	12 (5)	10 (7)	2 (15)	11 (6)	7 (10)	16 (1)	9 (8)	4 (13)	15 (2)	6 (11)	8 (9)	1 (16)	3 (14)	5 (12)	13 (4)
1500m	11 (6)	13 (4)	6 (11)	8 (9)	14 (3)	10 (7)	16 (1)	15 (2)	7 (10)	9 (8)	4 (13)	5 (12)	1 (16)	2 (15)	3 (14)	12 (5)
5000m	16 (1)	9 (8)	11 (6)	14 (3)	12 (5)	15 (2)	6 (11)	3 (14)	13 (4)	4 (13)	8 (9)	10 (7)	1 (16)	5 (12)	7 (10)	2 (15)
3000m Steeplechase	4 (13)	14 (3)	6 (11)	10 (7)	15 (2)	13 (4)	12 (5)	11 (6)	5 (12)	9 (8)	1 (16)	8 (9)	7 (10)	2 (15)	16 (1)	3 (14)
100m Hurdles	13 (4)	14 (3)	5 (12)	15 (2)	1 (16)	9 (8)	10 (7)	6 (11)	3 (14)	16 (1)	8 (9)	7 (10)	12 (5)	2 (15)	11 (6)	4 (13)
400m Hurdles	15 (2)	8 (9)	13 (4)	7 (10)	14 (3)	2 (15)	6 (11)	16 (1)	9 (8)	12 (5)	4 (13)	3 (14)	11 (6)	5 (12)	10 (7)	1 (16)
High Jump	12.5 (=4)	15 (2)	14 (3)	11 (6)	1 (16)	9 (8)	8 (9)	2 (15)	6 (11)	3 (14)	12.5 (=4)	10 (7)	5 (12)	16 (1)	4 (13)	7 (10)
Pole Vault	13 (4)	4.5 (=11)	2 (15)	10.5 (=6)	12 (5)	7 (10)	4.5 (=11)		8 (9)	14 (3)	16 (1)	10.5 (=6)	9 (8)	15 (2)	4.5 (=11)	4.5 (=11)
Long Jump	16 (1)	8 (9)	15 (2)	10 (7)	11 (6)	9 (8)	12 (5)	14 (3)	6 (11)	13 (4)	3 (14)	4 (13)	7 (10)	1 (16)	2 (15)	5 (12)
Triple Jump	14 (3)	10 (7)	16 (1)	5 (12)	7 (10)	3 (14)	12 (5)	8 (9)	15 (2)	2 (15)	11 (6)	13 (4)	4 (13)	6 (11)		9 (8)
Shot Put	2 (15)	7 (10)	15 (2)	16 (1)	10 (7)	12 (5)	4 (13)	13 (4)	14 (3)	11 (6)	5 (12)	3 (14)	6 (11)	8 (9)	9 (8)	1 (16)
Discus Throw	6 (11)	12 (5)	15 (2)	16 (1)	3 (14)	7 (10)	13 (4)	14 (3)	10 (7)	1 (16)	8 (9)	9 (8)	4 (13)	2 (15)	5 (12)	11 (6)
Hammer Throw	13 (4)	16 (1)	12 (5)	6 (11)	14 (3)	10 (7)	4 (13)	9 (8)	7 (10)	2 (15)	3 (14)	11 (6)	8 (9)	5 (12)	15 (2)	1 (16)
Javelin Throw	12 (5)	15 (2)	6 (11)	8 (9)	13 (4)	7 (10)	11 (6)	1 (16)	9 (8)	5 (12)	10 (7)	16 (1)	4 (13)	2 (15)	3 (14)	14 (3)
4x100m Relay	13 (4)	12 (5)	14 (3)	16 (1)	9 (8)	15 (2)	11 (6)	6 (11)	4 (13)	10 (7)	5 (12)	8 (9)	7 (10)	2 (15)	3 (14)	1 (16)
Mixed																
4x400m Relay	15 (2)	16 (1)	10 (7)	11 (6)	14 (3)	13 (4)	12 (5)		8 (9)		3 (14)	5 (12)	9 (8)	6 (11)	7 (10)	4 (13)


Numbers of Athletes by Country

TIMING, RESULTS SERVICE &
DISTANCE MEASUREMENT BY  **SWISS TIMING**

AS OF
29 JUN 2025

Country	Men	Women	Total Athletes
CZE - Czechia	22	22	44
ESP - Spain	23	22	45
FIN - Finland	20	20	40
FRA - France	23	23	46
GBR - Great Britain & Northern Ireland	22	20	42
GER - Germany	24	22	46
GRE - Greece	23	21	44
HUN - Hungary	23	20	43
ITA - Italy	24	24	48
LTU - Lithuania	21	19	40
NED - Netherlands	23	21	44
POL - Poland	23	23	46
POR - Portugal	20	20	40
SUI - Switzerland	22	20	42
SWE - Sweden	21	20	41
UKR - Ukraine	22	21	43
Total: 16	356	338	694

Numbers of Entries by Event

TIMING, RESULTS SERVICE & DISTANCE MEASUREMENT BY  **SWISS TIMING**

AS OF
29 JUN 2025

Men	Event																		Total Entries	Total Athletes	
	100	200	400	800	1500	5000	3000 SC	110H	400H	HJ	PV	LJ	TJ	SP	DT	HT	JT	4x 100			
Total	16	16	16	16	16	16	16	16	16	16	16	16	16	16	16	16	16	16	16	288	327
CZE - Czechia	1	1	1	1	1	1	1	1	1	1	1	1	1	1	1	1	1	1	1	18	21
ESP - Spain	1	1	1	1	1	1	1	1	1	1	1	1	1	1	1	1	1	1	1	18	21
FIN - Finland	1	1	1	1	1	1	1	1	1	1	1	1	1	1	1	1	1	1	1	18	18
FRA - France	1	1	1	1	1	1	1	1	1	1	1	1	1	1	1	1	1	1	1	18	21
GBR - Great Britain & Northern Ireland	1	1	1	1	1	1	1	1	1	1	1	1	1	1	1	1	1	1	1	18	21
GER - Germany	1	1	1	1	1	1	1	1	1	1	1	1	1	1	1	1	1	1	1	18	22
GRE - Greece	1	1	1	1	1	1	1	1	1	1	1	1	1	1	1	1	1	1	1	18	21
HUN - Hungary	1	1	1	1	1	1	1	1	1	1	1	1	1	1	1	1	1	1	1	18	21
ITA - Italy	1	1	1	1	1	1	1	1	1	1	1	1	1	1	1	1	1	1	1	18	21
LTU - Lithuania	1	1	1	1	1	1	1	1	1	1	1	1	1	1	1	1	1	1	1	18	19
NED - Netherlands	1	1	1	1	1	1	1	1	1	1	1	1	1	1	1	1	1	1	1	18	21
POL - Poland	1	1	1	1	1	1	1	1	1	1	1	1	1	1	1	1	1	1	1	18	21
POR - Portugal	1	1	1	1	1	1	1	1	1	1	1	1	1	1	1	1	1	1	1	18	18
SUI - Switzerland	1	1	1	1	1	1	1	1	1	1	1	1	1	1	1	1	1	1	1	18	21
SWE - Sweden	1	1	1	1	1	1	1	1	1	1	1	1	1	1	1	1	1	1	1	18	20
UKR - Ukraine	1	1	1	1	1	1	1	1	1	1	1	1	1	1	1	1	1	1	1	18	20

OFFICIAL PARTNERS



BROADCAST PARTNER



Numbers of Entries by Event

Women	Event																		Total Entries	Total Athletes	
	100	200	400	800	1500	5000	3000 SC	100H	400H	HJ	PV	LJ	TJ	SP	DT	HT	JT	4x 100			
Total	16	16	16	16	16	16	16	16	16	16	16	16	16	16	16	16	16	16	16	288	317
CZE - Czechia	1	1	1	1	1	1	1	1	1	1	1	1	1	1	1	1	1	1	1	18	21
ESP - Spain	1	1	1	1	1	1	1	1	1	1	1	1	1	1	1	1	1	1	1	18	20
FIN - Finland	1	1	1	1	1	1	1	1	1	1	1	1	1	1	1	1	1	1	1	18	19
FRA - France	1	1	1	1	1	1	1	1	1	1	1	1	1	1	1	1	1	1	1	18	21
GBR - Great Britain & Northern Ireland	1	1	1	1	1	1	1	1	1	1	1	1	1	1	1	1	1	1	1	18	20
GER - Germany	1	1	1	1	1	1	1	1	1	1	1	1	1	1	1	1	1	1	1	18	20
GRE - Greece	1	1	1	1	1	1	1	1	1	1	1	1	1	1	1	1	1	1	1	18	20
HUN - Hungary	1	1	1	1	1	1	1	1	1	1	1	1	1	1	1	1	1	1	1	18	18
ITA - Italy	1	1	1	1	1	1	1	1	1	1	1	1	1	1	1	1	1	1	1	18	21
LTU - Lithuania	1	1	1	1	1	1	1	1	1	1	1	1	1	1	1	1	1	1	1	18	18
NED - Netherlands	1	1	1	1	1	1	1	1	1	1	1	1	1	1	1	1	1	1	1	18	20
POL - Poland	1	1	1	1	1	1	1	1	1	1	1	1	1	1	1	1	1	1	1	18	21
POR - Portugal	1	1	1	1	1	1	1	1	1	1	1	1	1	1	1	1	1	1	1	18	19
SUI - Switzerland	1	1	1	1	1	1	1	1	1	1	1	1	1	1	1	1	1	1	1	18	20
SWE - Sweden	1	1	1	1	1	1	1	1	1	1	1	1	1	1	1	1	1	1	1	18	19
UKR - Ukraine	1	1	1	1	1	1	1	1	1	1	1	1	1	1	1	1	1	1	1	18	20

OFFICIAL PARTNERS



BROADCAST PARTNER



Numbers of Entries by Event

Mixed	Event			
	Country	4x 400	Total Entries	Total Athletes
Total	16		16	94
CZE - Czechia	1		1	6
ESP - Spain	1		1	7
FIN - Finland	1		1	6
FRA - France	1		1	5
GBR - Great Britain & Northern Ireland	1		1	6
GER - Germany	1		1	7
GRE - Greece	1		1	7
HUN - Hungary	1		1	6
ITA - Italy	1		1	7
LTU - Lithuania	1		1	6
NED - Netherlands	1		1	5
POL - Poland	1		1	6
POR - Portugal	1		1	6
SUI - Switzerland	1		1	5
SWE - Sweden	1		1	4
UKR - Ukraine	1		1	5

Legend

DEC Decathlon
HJ High Jump
LJ Long jump
SP Shot Put

DT Discus Throw
HT Hammer Throw
MAR Marathon

H Hurdles
JT Javelin Throw
PV Pole Vault

HEP Heptathlon
KW km Walk
SC Steeplechase


OFFICIAL PARTNERS



BROADCAST PARTNER



Entry List by Country

TIMING, RESULTS SERVICE &
DISTANCE MEASUREMENT BY  **SWISS TIMING**

AS OF
29 JUN 2025

Men

Country	Name	Date of Birth	Event	Personal Best	Season Best	European Ranking
CZE - Czechia						
Czechia			4x100m Relay	38.62	38.93	N/A
	JIRKA Jan					
	KUBELÍK Eduard					
	MACÍK Ondrej					
	NEMEJC Tomáš					
	NTEMO Armin					
	STROMŠÍK Zdenek					
Czechia			4x400m Relay	3:11.98		N/A
	KRSEK Matej					
	MÜLLER Vít					
	ŠCIBRÁNI Milan					
	DUDYCHA Jakub	5 SEP 2005	800m	1:44.48	1:44.48	12
	FOREJT Jakub	13 JUL 2000	Discus Throw	58.48	58.48	48
	HABARTA Tomáš	10 JUL 2003	3000m Steeplechase	8:21.83	8:28.90	20
	HALÁTEK Pavel	23 JAN 2004	Triple Jump	15.79	15.79	47
	KONECNÝ Martin	20 DEC 1997	Javelin Throw	80.59	80.59	23
	KRSEK Matej	13 MAY 2000	400m	45.53	45.85	19
	MACÍK Ondrej	12 JAN 2001	100m	10.38	10.38	255
	MEINDLSCHMID Petr	15 JAN 2006	Long Jump	8.03	7.79	14
	MÜLLER Vít	31 AUG 1996	400m Hurdles	48.41	48.41	10
	MYSLYVCIUK Volodymyr	25 APR 1996	Hammer Throw	78.03	78.03	14
	NEMEJC Tomáš	24 FEB 2000	200m	20.52	20.65	9
	PROCHÁZKA Tadeáš	30 JUL 1999	Shot Put	19.73	19.73	33
	SASÍNEK Filip	8 JAN 1996	1500m	3:34.30	3:34.30	29
	ŠCERBA Matej	9 DEC 1998	Pole Vault	5.67	5.62	18
	ŠTEFELA Jan	20 APR 2001	High Jump	2.30	2.30	4
	ŠTEFKO Štěpán	20 MAR 2004	110m Hurdles	13.87	13.87	61
	VÍCH Damián	14 AUG 1998	5000m	13:38.06	13:38.06	107

Total Athletes: 22

ESP - Spain

Spain			4x100m Relay	38.46	39.27	N/A
	ALFONSO Adria					
	CASTILLO Juan Carlos					
	CRESPI Guillem					
	HERNÁNDEZ Jorge					
	JORDAN Abel					
	SANCHO Jaime					
	CASTILLO Juan Carlos					

Entry List by Country

Men

Country	Name	Date of Birth	Event	Personal Best	Season Best	European Ranking
Spain			4x400m Relay	3:12.55	3:12.55	N/A
	ARENAS Julio					
	BEA Manuel					
	GUIJARRO Manuel					
	ALFONSO Adria	11 JUL 2002	200m	20.65	20.65	33
	ARCE Daniel	22 APR 1992	3000m Steeplechase	8:08.45	8:10.58	2
	ARREAGA Kevin	23 OCT 1995	Hammer Throw	74.63	74.63	33
	ATTAOUI Mohamed	26 SEP 2001	800m	1:42.04	1:42.73	1
	BEA Manuel	5 OCT 2001	400m	45.62	45.62	66
	BEN Adrián	4 AUG 1998	1500m	3:32.07	3:32.07	
	BRAVO Juan Luis	28 JUL 2003	Pole Vault	5.62	5.62	37
	CASAS Diego	29 APR 1999	Discus Throw	65.54	65.54	20
	CRESPI Guillem	26 DEC 2002	100m	10.18	10.41	17
	DELGADO Jesús David	17 JUN 1999	400m Hurdles	48.60	48.60	15
	GONZALEZ David	3 OCT 2003	High Jump	2.19	2.19	41
	LESCAY Lester	15 OCT 2001	Long Jump	8.35	8.17	8
	LLOPIS Enrique	15 OCT 2000	110m Hurdles	13.09	13.16	2
	NDIKUMWENAYO Thierry	26 MAR 1997	5000m	12:47.67	12:47.67	8
	PINEDO José Angel	30 JUL 1990	Shot Put	20.06	19.73	36
	QUIJERA Manu	13 JAN 1998	Javelin Throw	83.28	81.46	17
	RUIZ Marcos	10 MAR 1995	Triple Jump	16.94	16.78	

Total Athletes: 23

FIN - Finland

Finland			4x100m Relay	38.92		N/A
	LOUKO Valtteri					
	ÖRN Santeri					
	PUROLA Samuel					
	SAMUELSSON Samuli					
Finland			4x400m Relay	3:27.31		N/A
	AALTO Eljas					
	ALATUPA Konsta					
	VÄLIMÄKI Eemeli					
	ALATUPA Konsta	25 JUN 1999	400m	46.53	46.53	97
	DAVIDILA Aaro	12 MAR 2000	Triple Jump	16.83	16.28	30
	HEINONEN Eero	21 JAN 1997	3000m Steeplechase	8:50.31	9:03.25	92
	HELANDER Eemil	28 MAY 2001	5000m	13:40.15	13:44.29	71
	KANGAS Aaron	3 JUL 1997	Hammer Throw	79.05	73.19	42
	KOSONEN Daniel	17 SEP 2000	High Jump	2.24	2.23	21
	KUJANPÄÄ Urho	18 MAY 1997	Pole Vault	5.70	5.60	28
	KUUSINIEMI Santeri	10 OCT 1998	110m Hurdles	13.58	13.61	29

Entry List by Country

Men

Country	Name	Date of Birth	Event	Personal Best	Season Best	European Ranking
	LAINÉ Topias	12 JUL 2001	Javelin Throw	81.67	78.56	20
	LAMPINEN Mico	9 FEB 2006	Discus Throw	58.81	58.81	43
	OKSANEN Nico	27 JUL 1994	Shot Put	18.75	18.69	49
	PUROLA Samuel	19 MAY 2000	200m	20.45	21.00	47
	RINNE Joonas	20 MAY 1995	800m	1:45.88	1:48.73	68
			1500m	3:35.20	3:36.47	52
	SAINIO Antti	17 MAY 2005	400m Hurdles	49.36	49.81	27
	SALMINEN Kalle	29 JAN 1996	Long Jump	7.95	7.95	21
	SAMUELSSON Samuli	23 JUN 1995	100m	10.12	10.35	164

Total Athletes: 20

FRA - France

France			4x100m Relay	37.79	38.31	N/A
	BIZASENE Ylann					
	ERIUJ Jeff					
	LECONTE Jerry					
	PRIAM Aymeric					
	SCHAUB Theo					
	THORAVAL Antoine					
France			4x400m Relay	3:10.60	3:12.66	N/A
	ANDANT Téo					
	BIRON Gilles					
	SPILLMANN Yann					
	ANDANT Téo	21 JUL 1999	400m	45.18	45.31	20
	AUGUSTO Bastien	10 AUG 1999	5000m	13:16.85	13:22.28	17
	CHAUSSINAND Yann	11 MAY 1998	Hammer Throw	81.91	81.91	5
	COLLET Thibaut	17 JUN 1999	Pole Vault	5.95	5.91	6
	DARU Nicolas-Marie	21 OCT 1988	3000m Steeplechase	8:10.69	8:10.69	5
	DJOUHAN Lolassonn	18 MAY 1991	Discus Throw	70.25	70.25	14
	ELEMBA Franck	21 JUL 1990	Shot Put	21.20	19.64	26
	ERIUJ Jeff	8 MAR 2004	100m	9.98	10.25	12
	LAGTIY CHAOUUDAR Anas	17 JAN 2004	1500m	3:31.58	3:31.58	35
	LECOEUR Romain	9 AUG 1997	110m Hurdles	13.37	13.37	15
	MAGNOU Corentin	22 SEP 2001	800m	1:44.84	1:44.84	31
	MENIN Hugo	3 JAN 2001	400m Hurdles	49.61	49.61	34
	PASQUIER Elijah	29 JUN 2006	High Jump	2.20	2.20	57
	PAUTHONNIER Julien	31 OCT 1999	Long Jump	8.18	8.18	32
	ROUGETET Remi	8 DEC 2001	Javelin Throw	80.49	80.49	43
	SCHAUB Theo	15 NOV 2000	200m	20.65	20.65	112
	SEREMES Jonathan	3 SEP 2000	Triple Jump	17.08	17.08	9

Total Athletes: 23

Entry List by Country

Men

Country	Name	Date of Birth	Event	Personal Best	Season Best	European Ranking
GBR - Great Britain & Northern Ireland						
Great Britain & Ni			4x100m Relay	37.36	38.18	N/A
	AMO-DADZIE Eugene					
	EFOLOKO Jona					
	FERGUSON Joe					
	GEMILI Adam					
	GLAVE Romell					
Great Britain & Ni			4x400m Relay	3:08.01	3:13.28	N/A
	BLACKMAN Evan					
	HARRIES Toby					
	REARDON Samuel					
	AMO-DADZIE Eugene	22 JUN 1992	100m	9.93	9.99	15
	BAINBRIDGE Daniel	2 JUN 1999	Javelin Throw	75.45	75.45	52
	BATTERSHILL William	25 FEB 1998	3000m Steeplechase	8:21.83	8:21.91	19
	CHALMERS Alastair	31 MAR 2000	400m Hurdles	48.30	48.30	8
	CRORKEN Tiarnan	13 JUN 1999	800m	1:44.98	1:44.98	58
	DAVIS Archie	16 OCT 1998	1500m	3:34.95	3:34.95	41
	HARRIES Toby	30 SEP 1998	200m	20.22	20.22	
	HEARD Owen	29 DEC 2001	Pole Vault	5.65	5.65	35
	JACK Kimani	31 JAN 2004	High Jump	2.18	2.18	62
	KHOGALI Samuel	15 JUL 1997	Long Jump	7.92	7.91	26
	LINCOLN Scott	7 MAY 1993	Shot Put	21.31	21.09	5
	MULLARKEY David	7 MAR 2000	5000m	13:23.75	13:23.75	41
	NORRIS Jake	30 JUN 1999	Hammer Throw	77.37	76.12	18
	OJORA Tade	14 OCT 1999	110m Hurdles	13.26	13.50	33
	OKOYE Lawrence	6 OCT 1991	Discus Throw	70.76	70.76	6
	REARDON Samuel	30 OCT 2003	400m	44.70	44.99	15
	UWAIFO Efe	15 MAY 1995	Triple Jump	16.22	16.14	27

Total Athletes: 22

GER - Germany

Germany			4x100m Relay	37.97	38.26	N/A
	ANSAH-PEPRAH Lucas					
	ASKOVIC Aleksandar					
	KRANZ Kevin					
	SCHULTE Marvin					
	WAGNER Julian					
	WOLF Yannick					

Entry List by Country

Men

Country	Name	Date of Birth	Event	Personal Best	Season Best	European Ranking
Germany			4x400m Relay	3:12.94	3:13.35	N/A
	ABUAKU Joshua					
	BREDAU Jean Paul					
	PRENZ Tyrel					
	SANDERS Manuel					
	ABUAKU Joshua	7 JUL 1996	400m Hurdles	48.12	49.10	17
	ANSAH-PEPRAH Lucas	16 JAN 2000	100m	10.00	10.00	16
	BATZ Simon	1 DEC 2002	Long Jump	8.18	8.05	7
	BEBENDORF Karl	7 MAY 1996	3000m Steeplechase	8:11.52	8:11.52	3
	BLECH Torben	12 FEB 1995	Pole Vault	5.86	5.80	13
	BODEN Pascal	12 APR 2003	Triple Jump	15.64	15.57	60
	BREDAU Jean Paul	27 JUN 1999	400m	44.96	45.16	7
	HARTMANN Joshua	9 JUN 1999	200m	20.02	20.77	7
	HUMMEL Merlin	4 JAN 2002	Hammer Throw	81.23	81.23	6
	MORDI Manuel	15 AUG 2003	110m Hurdles	13.36	13.59	16
	POTYE Tobias	16 MAR 1995	High Jump	2.34	2.26	13
	RISTL Silas	1 APR 1995	Shot Put	20.27	20.27	20
	RUPPERT Frederik	19 FEB 1997	5000m			
	SOSNA Mika	13 JUN 2003	Discus Throw	70.05	70.05	9
	STEPANOV Alexander	30 SEP 2004	800m	1:44.17	1:44.17	40
	TORTELL Marc	26 DEC 1997	1500m	3:35.44	3:35.44	47
	WEBER Julian	29 AUG 1994	Javelin Throw	91.06	91.06	1

Total Athletes: 24

GRE - Greece

Greece			4x100m Relay	38.61	39.52	N/A
	GKARAGKANIS Sotirios					
	MYRIANTHOPOULOS Vasileios					
	PANAGIOTOPOULOS Nikolaos					
	PAPAMARGARITIS Vasileios					
	VOLIKAS Lampros					
	VRONTINOS Theodoros					
Greece			4x400m Relay	3:20.81		N/A
	ANDREADIS Vladimiro					
	FRANKS George John					
	SIMONI Ioannis					
	FRANKS George John	24 FEB 2004	400m	45.20	45.20	65
	GENNIKIS Konstantinos	3 FEB 2002	Shot Put	19.00	19.00	51
	GKARAGKANIS Sotirios	13 FEB 1999	100m	10.28	10.28	77
	ILIOPOULOS Anastasios Nektarios	4 MAR 1999	110m Hurdles	13.73	13.85	94
	KARALIS Emmanouil	20 OCT 1999	Pole Vault	6.05	6.05	2

Entry List by Country

Men

Country	Name	Date of Birth	Event	Personal Best	Season Best	European Ranking
	KOLIOS Nestoras	15 JAN 2001	3000m Steeplechase	8:51.13	9:06.78	239
	KORAKIDIS Ioannis	23 JUN 2003	Hammer Throw	76.14	76.14	31
	LAGOS Charalampos	17 NOV 1995	800m	1:48.28	1:48.28	269
	LEVANTINOS Dimitris	8 SEP 1997	400m Hurdles	50.33	50.39	55
	MATZARIDIS Georgios	31 MAR 2002	1500m	3:45.59	3:45.59	
	MERLOS Antonios	4 APR 1999	High Jump	2.24	2.21	25
	MYRIANTHOPOULOS Vasileios	9 AUG 2001	200m	20.75	20.75	63
	PANTAZIS Andreas	4 JUN 2000	Triple Jump	16.91	16.30	46
	PAVLIDIS Dimitrios	21 SEP 2003	Discus Throw	65.11	65.11	28
	STAMOULIS Konstantinos	13 NOV 1997	5000m	14:02.63	14:24.93	260
	TENTOGLOU Miltiadis	18 MAR 1998	Long Jump	8.65	8.27	1
	TSITSOS Dimitrios	27 SEP 2000	Javelin Throw	79.05	79.05	38

Total Athletes: 23

HUN - Hungary

Hungary			4x100m Relay	38.67	41.39	N/A
	BUNDSCHU Patrik					
	DEÁK Zalán					
	ILLOVSZKY Dominik					
	PAP Márk					
	TAKÁCS Ábel					
	ZSOLNAI Bálint					
Hungary			4x400m Relay	3:14.08		N/A
	ENYINGI Patrik Simon					
	KOVÁCS Árpád					
	KUBASI János					
	BÖNDÖR Márton	19 JAN 2002	Pole Vault	5.45	5.45	51
	ENYINGI Patrik Simon	24 JAN 2001	400m	45.22	45.22	14
	FEKETE István	16 MAR 2001	Shot Put	18.83	18.83	77
	HALÁSZ Bence	4 AUG 1997	Hammer Throw	80.97	80.97	2
	HUSZÁK János	5 FEB 1992	Discus Throw	65.54	61.76	31
	ILLOVSZKY Dominik	4 JAN 2002	100m	10.25	10.25	54
	KOVÁCS Ferenc Soma	14 JUN 2004	800m	1:47.92	1:47.92	
			1500m	3:34.79	3:34.79	84
	KOVÁCS Noel	22 NOV 1999	Javelin Throw	75.77	71.23	95
	MÉSZÁROS Balázs	14 OCT 2005	200m	20.82	20.82	84
	MOLNÁR Csaba	5 JUL 2004	400m Hurdles	49.89	49.89	49
	NÉMETH Mátyás	22 MAR 2001	Long Jump	7.79	7.34	131
	PALKOVITS István	27 DEC 2000	3000m Steeplechase	8:18.74	8:38.02	39
	SZELES Bálint	9 NOV 1998	110m Hurdles	13.58	13.78	51
	SZENDERFFY Dániel	20 JUN 1999	Triple Jump	16.18	16.18	

Entry List by Country

Men

Country	Name	Date of Birth	Event	Personal Best	Season Best	European Ranking
	SZÖGI István	12 SEP 1995	5000m	13:43.27	13:43.27	59
	TÖRÖK Gergely	13 MAR 2002	High Jump	2.21	2.21	76

Total Athletes: 23

ITA - Italy

Italy			4x100m Relay	37.50	38.16	N/A
	CECCARELLI Samuele					
	DESALU Eseosa Fostine					
	PATTA Lorenzo					
	RANDAZZO Filippo					
	RIGALI Roberto					
	SIMONELLI Lorenzo Ndele					
	TORTU Filippo					
Italy			4x400m Relay	3:10.69	3:12.53	N/A
	ACETI Vladimir					
	BENATI Lorenzo					
	LOPEZ Brayan					
	SCOTTI Edoardo					
	BIASUTTI Simone	1 OCT 1999	Triple Jump	16.67	16.67	13
	CRIPPA Yemaneberhan	15 OCT 1996	5000m	13:02.26		
	DESALU Eseosa Fostine	19 FEB 1994	200m	20.08	20.21	5
	FABBRI Leonardo	15 APR 1997	Shot Put	22.98	22.31	1
	FURLANI Mattia	7 FEB 2005	Long Jump	8.38	8.37	2
	OLIVERI Matteo	11 NOV 2002	Pole Vault	5.71	5.71	29
	OLIVIERI Giorgio	5 NOV 2000	Hammer Throw	74.39	73.45	44
	ORLANDO Roberto	5 AUG 1995	Javelin Throw	80.35	76.28	47
	PATTA Lorenzo	23 MAY 2000	100m	10.13	10.16	44
	PERNICI Francesco	18 FEB 2003	800m	1:44.59	1:44.59	29
	RIVA Federico	9 NOV 2000	1500m	3:31.42	3:31.42	16
	SACCOMANO Enrico	12 FEB 2001	Discus Throw	63.30	63.30	35
	SCOTTI Edoardo	9 MAY 2000	400m	45.21	45.68	27
	SIBILIO Alessandro	27 APR 1999	400m Hurdles	47.50	48.44	6
	SIMONELLI Lorenzo Ndele	1 JUN 2002	110m Hurdles	13.05	13.44	3
	SIOLI Matteo	1 OCT 2005	High Jump	2.29	2.29	8
	ZOGLAMI Ala	19 JUN 1994	3000m Steeplechase	8:14.06	8:14.38	10

Total Athletes: 24

Entry List by Country

Men

Country	Name	Date of Birth	Event	Personal Best	Season Best	European Ranking
LTU - Lithuania						
Lithuania			4x100m Relay	39.77	39.77	N/A
	DAMBRAUSKAS Adas					
	KERŠULIS Tomas					
	MANTON Aistis					
	SEIKAUSKAS Kristupas					
	SKRABULIS Kostas					
	TRUSKAUSKAS Gediminas					
Lithuania			4x400m Relay	3:15.95	3:24.49	N/A
	AUKŠTUOLIS Edvardas					
	KERŠULIS Tomas					
	SUTKUS Lukas					
	BAIKŠTYS Juozas	18 MAR 1998	High Jump	2.27	2.20	
	BAKANAS Simonas	25 MAR 2002	Shot Put	17.50	17.50	96
	BENKUNSKAS Edgaras	28 MAY 1999	110m Hurdles	14.26	14.77	297
	BERTAŠIUS Simas	31 OCT 1993	800m	1:48.11		
			1500m	3:37.19	3:39.01	67
	DAMBRAUSKAS Adas	1 JUN 2005	100m	10.29	10.48	52
	GUDŽIUS Andrius	14 FEB 1991	Discus Throw	69.59	66.86	8
	KERŠULIS Tomas	10 NOV 2001	400m	45.78	46.26	125
	LAURYNAS Nikodemas	30 MAR 2004	Pole Vault	5.10	5.10	169
	MATUSEVICIUS Edis	30 JUN 1996	Javelin Throw	89.17	76.84	9
	ŠERMUKŠNIS Lukas	5 DEC 2001	400m Hurdles	52.80	52.80	
	STRELICIUNAS Algirdas	21 AUG 2000	Long Jump	7.69	7.66	51
	TARASEVICIUS Lukas	30 JUN 1994	3000m Steeplechase	9:06.71		
	TRUSKAUSKAS Gediminas	2 JAN 1998	200m	20.48	20.73	13
	VADEIKIS Marius	2 AUG 1989	Triple Jump	16.19	15.73	96
	VALINCIUS Giedrius	20 JAN 2000	5000m	13:46.77	13:53.62	116
	VASILIAUSKAS Tomas	28 NOV 1997	Hammer Throw	70.49	69.16	66

Total Athletes: 21

NED - Netherlands

Netherlands			4x100m Relay	37.91	38.20	N/A
	ADIGIDA Onyema					
	AFRIFA Elvis					
	BURNET Taymir					
	EKPO Nsikak					
	MO-AJOK Xavi					
	SPIERING Timo					

Entry List by Country

Men

Country	Name	Date of Birth	Event	Personal Best	Season Best	European Ranking
Netherlands			4x400m Relay	3:07.43		N/A
	BLAKE Keenan					
	DOROTHEA Netanel					
	PHIJFFERS Jonas					
	AFRIFA Elvis	30 NOV 1997	100m	10.13	10.13	8
	BIONDINA Fabian	3 MAY 2001	Triple Jump	15.67	15.67	129
	CHAPPLE Samuel	23 NOV 1998	800m	1:44.88	1:44.88	11
	COMENENTIA Denzel	25 NOV 1995	Hammer Throw	79.09	78.01	12
	JANSEN Ryan	5 JUN 2005	Javelin Throw	76.35	76.35	59
	KOSTER Timme	12 DEC 2002	110m Hurdles	13.45	13.59	24
	LAROS Niels	17 APR 2005	5000m	13:10.86	13:10.86	
	MARSMAN Nick	21 DEC 1997	3000m Steeplechase	8:39.97	8:41.91	79
	MO-AJOK Xavi	16 SEP 2002	200m	20.37	20.37	15
	NILLESSEN Stefan	2 JAN 2003	1500m	3:29.23	3:29.23	5
	PHIJFFERS Jonas	20 JUN 2003	400m	44.93	44.93	8
	ROLVINK Ruben	25 AUG 2002	Discus Throw	67.18	67.18	13
	ROLVINK Yannick	7 MAY 2005	Shot Put	18.44	18.44	79
	SLUIJTER Justin	2003	Long Jump	7.74	7.59	80
	SMIDT Nick	12 MAY 1997	400m Hurdles	48.36	48.78	12
	van der LEE Jin	2006	High Jump	2.13	2.13	120
	VLOON Menno	11 MAY 1994	Pole Vault	5.96	5.90	4

Total Athletes: 23

POL - Poland

Poland			4x100m Relay	38.15	38.43	N/A
	BOGACZYNSKI Igor					
	BRZEZINSKI Adrian					
	KOPEC Dominik					
	KRUPA Patryk					
	ZAK Lukasz					
Poland			4x400m Relay	3:09.87	3:12.70	N/A
	DUSZYNSKI Kajetan					
	SOLTYSIAK Daniel					
	SZWED Maksymilian					
	BOGACZYNSKI Igor	7 NOV 2003	200m	20.57	20.75	
	BUKOWIECKI Konrad	17 MAR 1997	Shot Put	22.25	21.32	9
	FAJDEK Pawel	4 JUN 1989	Hammer Throw	83.93	78.12	3
	GALIK Wojciech	10 APR 2002	Triple Jump	16.02	16.02	34
	HERZYK Kamil	14 APR 2004	5000m	14:02.09		98
	KITLINSKI Bartosz	11 JUN 2004	800m	1:44.77	1:44.77	16
	KOŁODZIEJSKI Mateusz	22 JUN 2002	High Jump	2.24	2.24	23

Entry List by Country

Men

Country	Name	Date of Birth	Event	Personal Best	Season Best	European Ranking
	KRUKOWSKI Marcin	14 JUN 1992	Javelin Throw	89.55	84.39	10
	LISEK Piotr	16 AUG 1992	Pole Vault	6.02	5.73	9
	MEGIER Maciej	26 APR 2003	3000m Steeplechase	8:23.01	8:23.01	35
	MIEZIANKO Pawel	12 JUL 2003	400m Hurdles	52.28	52.28	
	RAK Filip	3 FEB 2003	1500m	3:32.53	3:32.53	24
	STACHNIK Oskar	1 MAR 1998	Discus Throw	64.06	63.01	25
	SZWED Maksymilian	6 AUG 2004	400m	45.25	45.29	5
	SZYMANSKI Jakub	22 JUL 2002	110m Hurdles	13.25	13.35	5
	TARKOWSKI Piotr	10 AUG 1999	Long Jump	8.03	7.98	17
	WDOWIK Oliwer	3 JAN 2002	100m	10.21	10.21	33

Total Athletes: 23

POR - Portugal

Portugal			4x100m Relay	38.65	38.99	N/A
	MAIA Gabriel					
	NASCIMENTO Carlos					
	PRAZERES André					
	SANTOS Delvis					
Portugal			4x400m Relay	3:14.06		N/A
	dos SANTOS Ricardo					
	ELKHATIB Omar					
	TAVARES Ericsson					
	AMARAL Rúben	26 APR 2001	5000m	13:31.35	13:31.35	46
	ANDRADE Décio	25 JAN 1997	Hammer Throw	73.77	70.65	
	ARNAUDOV Tsanko	14 MAR 1992	Shot Put	21.56	19.90	15
	BALDÉ Gerson	28 JAN 2000	High Jump	2.23	2.12	
			Long Jump	8.20	8.20	9
	BARRIGANA Diogo	5 NOV 2003	400m Hurdles	49.99	49.99	46
	BARROS Etson	16 MAR 2001	3000m Steeplechase	8:22.20	8:25.63	26
	BUARÓ Pedro	14 JUN 2001	Pole Vault	5.82	5.50	46
	ELKHATIB Omar	19 OCT 2001	400m	45.44	45.44	29
	GARCIA David	15 MAR 2003	800m	1:46.98	1:46.98	84
	GOMES Edson	1 NOV 1998	110m Hurdles	13.80	13.81	77
	NADER Isaac	17 AUG 1999	1500m	3:29.37	3:29.37	7
	PEREIRA Tiago	19 SEP 1993	Triple Jump	17.11	16.50	7
	RAMOS Leandro	21 SEP 2000	Javelin Throw	84.78	81.94	11
	SANTOS Delvis	27 JUN 1999	100m	10.07	10.07	37
			200m	20.57	21.09	26
	SOUSA Emanuel	4 APR 1999	Discus Throw	67.51	67.51	26

Total Athletes: 20

Entry List by Country

Men

Country	Name	Date of Birth	Event	Personal Best	Season Best	European Ranking
SUI - Switzerland						
Switzerland			4x100m Relay	38.36	38.95	N/A
	BACHMANN Daryl					
	EHAMMER Simon					
	GÜNTERT Enrico					
	JOSEPH Jason					
	LESTRADE Bradley					
	MUMENTHALER Timothé					
	REIS William					
	SVENSSON Felix					
Switzerland			4x400m Relay	3:12.77	3:16.27	N/A
	BONVIN Julien					
	GENDRE Vincent					
	PETRUCCIANI Ricky					
BONVIN Julien		10 JAN 1999	400m Hurdles	48.59	48.96	14
di SANZA Franck		29 MAR 2000	Javelin Throw	76.41	76.41	45
EHAMMER Simon		7 FEB 2000	Long Jump	8.45	8.34	3
GENDRE Vincent		18 SEP 2001	400m	46.11	46.39	80
HOSTETTLER Jérôme		1 JUN 2004	High Jump	2.10	2.10	129
IMSAND Valentin		6 JAN 2005	Pole Vault	5.82	5.82	30
JOSEPH Jason		11 OCT 1998	110m Hurdles	13.07	13.07	4
LESTRADE Bradley		22 APR 2001	200m	20.75	20.81	58
LIEBL Aarno		21 MAY 2005	3000m Steeplechase	8:31.46	8:31.46	52
LOBALU Dominic Lokinyomo		16 AUG 1998	5000m	12:50.87	12:50.87	2
MUMENTHALER Timothé		12 DEC 2002	100m	10.13	10.13	60
PELIZZA Ivan		17 DEC 2000	800m	1:44.53	1:44.53	34
RYSER Silvan		17 MAY 2003	Triple Jump	15.48	15.48	120
VETTERLI Gian		22 FEB 2000	Discus Throw	59.05	59.05	62
WIELAND Stefan		21 DEC 1998	Shot Put	19.27	19.27	35
WOLFISBERG Lars		24 APR 2003	Hammer Throw	71.51	71.06	53
ZURFLUH Silas		19 APR 2001	1500m	3:38.62	3:40.86	95

Total Athletes: 22

SWE - Sweden

Sweden			4x100m Relay	38.63	40.91	N/A
	ERIKSSON Zion					
	HUGHES Isak					
	PIHL Linus					
	TÖRNSTRÖM Lucas					
	ZIRIGNON Jean-Christian					

Entry List by Country

Men

Country	Name	Date of Birth	Event	Personal Best	Season Best	European Ranking
Sweden			4x400m Relay	3:17.93		N/A
	EDLUND Oskar					
	THID David					
	ALL Ludvig	27 JUN 2002	110m Hurdles	14.33		144
	BENGTSTRÖM Carl	13 JAN 2000	400m	45.33	46.36	
	CARLSSON Ragnar	16 NOV 2000	Hammer Throw	77.57	75.81	17
	DANIELSSON Emil	5 SEP 1997	1500m	3:34.16	3:41.06	
	EDLUND Oskar	16 NOV 2002	400m Hurdles	48.70	49.00	26
	GRAHN Jonathan	30 DEC 2004	5000m	13:29.38	13:29.38	64
	JOHANSSON Vidar	8 OCT 1996	3000m Steeplechase	8:17.89	8:17.89	12
	JÖNSSON Linus	31 OCT 2005	Pole Vault	5.47	5.47	63
	LARSSON Henrik	30 SEP 1999	100m	10.08	10.20	5
	LYCKE HOLM Melwin	12 OCT 2004	High Jump	2.20	2.17	34
			Triple Jump	14.70		
	MONTLER Tobias	15 FEB 1996	Long Jump	8.38	8.25	6
	PETERSSON Wictor	1 MAY 1998	Shot Put	21.49	21.49	6
	PIHL Linus	4 AUG 2003	200m	20.91	21.25	65
	PIHLSTRÖM Samuel	8 MAR 2001	800m	1:45.97	1:46.14	63
	RAHM Jakob	20 JUL 2002	Javelin Throw	74.07	74.07	69
	STÅHL Daniel	27 AUG 1992	Discus Throw	71.86	70.19	3

Total Athletes: 21

UKR - Ukraine

Ukraine			4x100m Relay	38.53	40.15	N/A
	KOMISARENKO Oleksandr					
	POPOV Illia					
	SOKOLOV Oleksandr					
	SOSNOVENKO Oleksandr					
	YANCHYK Dmytro					
Ukraine			4x400m Relay	3:14.06		N/A
	BARABANOV Mykyta					
	DANYLENKO Danylo					
	POHORILKO Oleksandr					
	ATAMANIUK Andrii	8 MAY 2002	5000m	13:58.92	14:12.11	142
	BAHINSKYI Dmytro	8 DEC 2003	110m Hurdles	13.84	13.84	72
	BRUDIN Mykhailo	3 JAN 2005	Discus Throw	61.33	59.27	58
	DUBYNA Danylo	23 MAR 2004	Long Jump	7.94	7.94	28
	FELFNER Artur	17 OCT 2003	Javelin Throw	84.32	76.58	7
	FINCHUK Vladyslav	6 DEC 1998	800m	1:47.82	1:48.47	
	HOLUBOVYCH Rostyslav	14 APR 2002	400m Hurdles	51.13	51.32	
	KOKHAN Mykhaylo	22 JAN 2001	Hammer Throw	81.14	80.73	1

Entry List by Country

Men

Country	Name	Date of Birth	Event	Personal Best	Season Best	European Ranking
	LEVCHENKO Artem	3 SEP 1999	Shot Put	20.25	20.25	21
	LONSKIY Vadim	31 MAY 1999	1500m	3:52.88		
	NIKITIN Dmytro	31 JUL 1999	High Jump	2.28	2.27	6
	ONUFRIYEV Oleksandr	15 FEB 2002	Pole Vault	5.62	5.60	40
	POHORILKO Oleksandr	16 APR 2000	400m	44.94	45.03	17
	ROSTIKUS Roman	18 AUG 1991	3000m Steeplechase	8:46.33	9:01.40	
	SHEPELIEV Vladyslav	12 SEP 2001	Triple Jump	16.79	16.69	22
	SOKOLOV Oleksandr	6 DEC 1997	100m	10.17	10.35	89
	YANCHYK Dmytro	27 MAY 2002	200m	21.32	21.32	209

Total Athletes: 22

Entry List by Country

Women

Country	Name	Date of Birth	Event	Personal Best	Season Best	European Ranking
CZE - Czechia						
Czechia			4x100m Relay	42.98	44.49	N/A
	DANECKOVÁ Silvie					
	KVASNICKOVÁ Pavla					
	ŠAFÁROVÁ Johanka					
	SOBOTKOVÁ Klára					
	SOCHOROVÁ Adéla					
	TÁBORSKÁ Terezie					
Czechia			4x400m Relay	3:11.98		N/A
	CYMBÁLOVÁ Zuzana					
	MALÍKOVÁ Barbora					
	VONDROVÁ Lada					
	CYMBÁLOVÁ Zuzana	23 AUG 2001	400m Hurdles	56.62	56.62	56
	HOLCOVÁ Tereza	11 MAY 2000	Hammer Throw	66.55	66.55	45
	HRUBÁ Michaela	21 FEB 1998	High Jump	1.95	1.94	18
	JAROŠOVÁ Karolína	20 MAR 2006	3000m Steeplechase	9:52.84	9:53.37	35
	JIRANOVÁ Helena	5 MAR 1995	100m Hurdles	13.19	13.26	32
	KVASNICKOVÁ Pavla	9 OCT 2001	100m	11.45	11.45	116
	MAZUROVÁ Martina	18 MAR 2005	Shot Put	16.60	16.60	42
	MEZULIÁŇKOVÁ Diana	10 APR 1992	5000m	15:50.37	15:50.37	67
	SASÍNEK MĀKI Kristiina	22 SEP 1991	1500m	4:01.23	4:10.05	27
	ŠTOUDKOVÁ Pavla	5 MAR 2003	800m	2:00.00	2:00.00	41
	SUCHÁ Linda	28 SEP 2001	Triple Jump	13.86	13.86	24
	ŠVÁBÍKOVÁ Amálie	22 NOV 1999	Pole Vault	4.80	4.73	4
	TÁBORSKÁ Terezie	11 FEB 2006	200m	23.07	23.07	73
	TICHÁ Barbora	16 SEP 1999	Discus Throw	56.07	55.31	48
	VOLNÁ Daniela	13 JUN 2002	Long Jump	6.49	6.49	64
	VONDROVÁ Lada	6 SEP 1999	400m	50.92	51.47	16
	ŽELEZNÁ Andrea	4 JUL 1993	Javelin Throw	60.88	60.88	13

Total Athletes: 22

ESP - Spain

Spain			4x100m Relay	42.18	42.18	N/A
	BESTUÉ Jaël					
	CARRILLO Lucia					
	CLADERA Esperança					
	GUIU Elena					
	PÉREZ Maria Isabel					
	SEVILLA Paula					

Entry List by Country

Women

Country	Name	Date of Birth	Event	Personal Best	Season Best	European Ranking
Spain			4x400m Relay	3:12.55	3:12.55	N/A
	AVILÉS Carmen					
	HERVAS Blanca					
	SEVILLA Paula					
	BENACH Xènia	22 MAR 2000	100m Hurdles	13.00	13.00	65
	BESTUÉ Jaël	24 SEP 2000	200m	22.54	22.92	10
	BONET Ona	29 MAR 2006	High Jump	1.88	1.88	44
	CLEMENTE Monica	20 MAY 1996	Pole Vault	4.45	4.26	48
	DIAME Fátima	22 SEP 1996	Long Jump	6.82	6.74	9
	FRA Daniela	29 FEB 2000	400m Hurdles	55.27	55.27	25
	GARCÍA Marta	1 JAN 1998	5000m	14:44.04	14:47.18	4
	GONZALEZ Maria	26 SEP 2001	Triple Jump	13.37	13.37	77
	IBARZABAL Lorea	7 NOV 1994	800m	1:59.80	2:00.70	16
	LOPEZ Ines	19 AUG 2003	Discus Throw	57.93	57.93	34
	MARQUÉS Águeda	19 MAR 1999	1500m	4:00.31	4:00.57	9
	PÉREZ Maria Isabel	1 MAR 1993	100m	11.07	11.17	25
	REDONDO Laura	3 JUL 1988	Hammer Throw	72.00	68.35	34
	RODRIGUEZ Paula	21 JUL 2003	Javelin Throw	55.10	55.10	56
	SERRANO Marta	5 APR 2003	3000m Steeplechase	9:24.26	9:24.26	17
	SEVILLA Paula	28 JUN 1997	400m	50.92	50.92	
	TOIMIL María Belén	5 MAY 1994	Shot Put	18.80	17.60	12

Total Athletes: 22

FIN - Finland

Finland			4x100m Relay	43.37		N/A
	KEMPPINEN Lotta					
	NEZIRI Nooralotta					
	PULKKINEN Aino					
	PURSIAINEN Anna					
	TAINIO Emma					
Finland			4x400m Relay	3:27.31		N/A
	BAAS Mette					
	HALONEN Kristiina					
	LEHIKONEN Viivi					
	ANDERSSON Saga	30 MAR 2000	Pole Vault	4.52	4.52	23
	BAAS Mette	10 SEP 2000	400m	52.10	52.25	26
	HALONEN Kristiina	10 OCT 1997	400m Hurdles	55.32	55.32	13
	KÄHÄRÄ Jessica	1 AUG 2001	Long Jump	6.68	6.68	15
	KOSONEN Silja	16 DEC 2002	Hammer Throw	77.07	77.07	1
	KÖSSI Pilke	27 NOV 2001	Javelin Throw	58.15	58.15	139
	LEVEELAHTI Helena	30 SEP 1999	Discus Throw	57.09	56.35	42

Entry List by Country

Women

Country	Name	Date of Birth	Event	Personal Best	Season Best	European Ranking
	MATTILA Veera	21 JAN 2003	800m	2:01.12	2:02.54	63
	MONONEN Ilona	18 DEC 2003	3000m Steeplechase	9:22.77	9:29.52	11
	NEZIRI Nooralotta	9 NOV 1992	100m Hurdles	12.80	12.80	14
	PULKKINEN Aino	2 FEB 1998	100m	11.51	11.97	88
			200m	23.28	23.67	39
	RAINIO Siiri	11 JUL 2000	1500m	4:18.03	4:18.03	133
	ROUVALI Eveliina	16 APR 1997	Shot Put	17.96	17.96	25
	SAAPUNKI Susanna	14 OCT 1992	5000m	16:05.82	16:05.82	
	SALMINEN Senni	29 JAN 1996	Triple Jump	14.63	14.07	9
	TUURI Heta	14 JAN 1995	High Jump	1.91	1.87	32

Total Athletes: 20

FRA - France

France			4x100m Relay	41.78	43.06	N/A
	DENON Noemie					
	JEAN CHARLES Lucie					
	PARISOT Helene					
	RICHARD Sarah					
	RISKWAIT Naomi					
	ZAHI Carolle					
France			4x400m Relay	3:10.60	3:12.66	N/A
	DEAU Alexe					
	PELTIER Fanny					
	ALESSANDRINI Sacha	7 JUN 1999	100m Hurdles	12.77	12.77	19
	BONNIN Marie-Julie	17 DEC 2001	Pole Vault	4.75	4.75	6
	BOURGOIN Anaïs	3 OCT 1996	800m	1:57.81	1:57.81	6
	BROSSIER Amandine	15 AUG 1995	400m	50.43	52.00	9
	GICQUEL Solène	1 DEC 1994	High Jump	1.92	1.88	15
	GUILLAUME Ilionis	13 JAN 1998	Triple Jump	14.59	14.15	4
	GUILLEMOT Agathe	11 JUL 1999	1500m	3:56.69	3:58.44	4
	KPATCHA Hilary	5 MAY 1998	Long Jump	7.02	7.02	5
	LOGA Rose	27 JUL 2002	Hammer Throw	73.17	73.17	6
	MINARD Alizée	6 MAY 1997	Javelin Throw	58.87	58.87	20
	MONTOYA Emma	30 APR 1999	400m Hurdles	56.35	56.35	
	NGANDU-NTUMBA Amandia	24 JUN 2000	Shot Put	17.11	16.85	38
	PARISOT Helene	17 DEC 1992	200m	22.55	22.92	5
	RENOUARD Flavie	10 SEP 2000	3000m Steeplechase	9:19.07	9:21.50	9
	RICHARD Sarah	2 APR 1998	100m	11.32	11.39	54
	ROBERT-MICHON Melina	18 JUL 1979	Discus Throw	66.73	64.02	12
	ZARBO Alessia	11 SEP 2001	5000m	15:23.46	15:23.46	

Total Athletes: 23

Entry List by Country

Women

Country	Name	Date of Birth	Event	Personal Best	Season Best	European Ranking
GBR - Great Britain & Northern Ireland						
Great Britain & Ni			4x100m Relay	41.55	42.21	N/A
	BARRETT Alicia					
	BENNETT Rachel					
	HENRY Desiree					
	NEWNHAM Emily					
	PAWLETT Abigail					
	SIBBONS Aleeya					
	WILLIAMS Bianca					
Great Britain & Ni			4x400m Relay	3:08.01	3:13.28	N/A
	IVES Abigail					
	NEWNHAM Emily					
	NIELSEN Lina					
	BARRETT Alicia	25 MAR 1998	100m Hurdles	13.02	13.32	83
	BENNETT Rachel	3 JUL 2002	200m	22.98	23.01	36
	BORTHWICK Emily	2 SEP 1997	High Jump	1.95	1.84	60
	FORDE-WELLS Georgina	14 NOV 2002	Triple Jump	13.98	13.98	39
	HAUGER-THACKERY Calli	9 JAN 1993	5000m	14:55.68	14:55.68	
	IVES Abigail	6 FEB 2004	800m	1:59.49	1:59.49	55
	NEWNHAM Emily	19 MAY 2004	400m	51.45	51.45	
	NIELSEN Lina	13 MAR 1996	400m Hurdles	54.43	54.66	5
	OBAMAKINWA Zara	30 MAR 2004	Discus Throw	58.17	58.17	35
	PURCHASE Anna	15 SEP 1999	Hammer Throw	73.02	71.77	11
	SAWYERS Jazmin	21 MAY 1994	Long Jump	7.00	6.89	
	SIBBONS Aleeya	5 NOV 2002	100m	11.29	11.29	62
	TAIT Sarah	26 MAR 2001	3000m Steeplechase	9:27.80	9:27.80	21
	TUTTON Gemma	8 NOV 2004	Pole Vault	4.42	4.42	55
	VINCENT Serena	5 DEC 2001	Shot Put	17.78	17.41	22
	WALCOTT-NOLAN Reeve	6 MAR 1995	1500m	3:58.08	4:02.25	10
	WALTON Bekah	20 SEP 1999	Javelin Throw	59.95	59.38	25

Total Athletes: 20

GER - Germany

Germany			4x100m Relay	41.37	42.98	N/A
	ERNST Jolina					
	JUNK Sophia					
	KWAYIE Lisa Marie					
	MAYER Lisa					
	MAYER Sina					

Entry List by Country

Women

Country	Name	Date of Birth	Event	Personal Best	Season Best	European Ranking
Germany			4x400m Relay	3:12.94	3:13.35	N/A
	GORR Irina					
	LAKNER Jana					
	MARTIN Johanna					
	BUDE Adia	29 JUL 2005	3000m Steeplechase	9:32.47	9:32.47	25
	BURKARD Elena	10 FEB 1992	5000m	14:56.87	14:56.87	15
	CRAFT Shanice	15 MAY 1993	Discus Throw	68.10	68.10	9
	JOYEUX Caroline	26 MAR 2001	Triple Jump	14.45	14.45	19
	JUNK Sophia	1 MAR 1999	200m	22.87	22.90	
	KELETY Elena	4 SEP 1999	400m Hurdles	54.79	54.79	7
	KOLBE Smilla	1 MAR 2002	800m	1:59.02	1:59.02	35
	KOLBERG Majtie	5 DEC 1999	1500m	4:13.65	4:13.65	
	KUHN Aileen	27 NOV 2003	Hammer Throw	72.48	72.48	15
	LOBE Ricarda	13 APR 1994	100m Hurdles	12.89	12.91	38
	MARTIN Johanna	10 APR 2006	400m	51.66	51.66	39
	MAYER Lisa	2 MAY 1996	100m	11.10	11.10	21
	MIHAMBO Malaika	3 FEB 1994	Long Jump	7.30	7.07	1
	OGUNLEYE Yemisi	3 OCT 1998	Shot Put	20.27	20.27	2
	ONNEN Imke	17 AUG 1994	High Jump	1.97	1.97	9
	PETERSHOFEN Friedelinde	19 AUG 1995	Pole Vault	4.55	4.35	54
	ULBRICHT Julia	28 NOV 2000	Javelin Throw	61.02	61.02	19

Total Athletes: 22

GRE - Greece

Greece			4x100m Relay	43.07	46.67	N/A
	EMMANOUILIDOU Polyniki					
	IOSIFIDOU Sofia					
	KAMPERIDOU Sofia					
	MICHAILIDOU Styliani-Alexandra					
	SPANOUDAKI-CHATZIRIGA Rafailia					
	TSOUKALA Dimitra					
Greece			4x400m Relay	3:20.81		N/A
	FERRA Andrianna					
	PAPAVASILEIOU Alexia					
	TSOUKALA Dimitra					
	ZENEGIA Laoura					
	ADAMOPOULOU Ariadni	19 DEC 2000	Pole Vault	4.50	4.46	17
	ANAGNOSTOPOULOU Chrysoula	27 AUG 1991	Discus Throw	62.40	57.77	31
	ANASTASAKIS Melissa Chelena	31 MAR 1998	5000m	16:30.27	16:30.27	117
	BESI Natalia	5 AUG 1997	Long Jump	6.62	6.62	36
	DESPOLLARI Georgia-Maria	19 SEP 2003	800m	2:01.79	2:03.16	54

Entry List by Country

Women

Country	Name	Date of Birth	Event	Personal Best	Season Best	European Ranking
	EMMANOUILIDOU Polyniki	30 JUN 2003	100m	11.21	11.29	24
			200m	22.84	23.22	17
	GKOUSIN Tatiana	26 JAN 1994	High Jump	1.94	1.91	17
	IOSIFIDOU Sofia	24 MAR 1998	100m Hurdles	13.18	13.49	59
	KALLIMOGIANNI Vasiliki	13 NOV 2004	3000m Steeplechase	9:55.01	9:55.01	42
	KORENEVA Oxana	29 SEP 1992	Triple Jump	14.03	14.03	17
	KYRIAKOPOULOU Koraini	11 MAR 1993	1500m	4:15.39	4:19.49	101
	PAPAVASILEIOU Alexia	29 AUG 1997	400m	53.66	53.66	286
	RAFAILIDOU Maria	29 JAN 2007	Shot Put	16.35	16.35	55
	SCARVELIS Stamatia Alexandra	17 AUG 1995	Hammer Throw	71.43	70.37	16
	TZENGKO Elina	2 SEP 2002	Javelin Throw	65.81	64.90	2
	ZENEGIA Laoura	5 NOV 2003	400m Hurdles	57.08	58.35	81

Total Athletes: 21

HUN - Hungary

Hungary			4x100m Relay	43.38	46.45	N/A
	CSÓTI Jusstina					
	KOCSIS Anna Luca					
	KOZÁK Luca					
	SULYÁN Alexa					
	SZENTGYÖRGYI Zita					
	TAKÁCS Boglárka					
Hungary			4x400m Relay	3:14.08		N/A
	KRISZT Sarolta					
	MÁTÓ Sára					
	MOLNÁR Janka					
	BÁNHIDI-FARKAS Petra	30 APR 1999	Long Jump	6.77	6.74	21
	BÁTORI Lilianna	14 MAR 2007	High Jump	1.93	1.93	24
	BEREGSZÁSZI Renáta	17 JUN 2001	Shot Put	16.86	16.86	34
	BOGDÁN Annabella	7 APR 1992	Javelin Throw	61.09	56.86	38
	K. SZABÓ Gabriella	18 SEP 2002	5000m	16:51.12	16:51.12	212
	KEREKES Dóra	19 APR 1994	Discus Throw	57.42	53.73	57
	KLEKNER Hanga	24 SEP 1999	800m	2:41.08		
			Pole Vault	4.57	4.51	14
	KOZÁK Luca	1 JUN 1996	100m Hurdles	12.69	12.83	17
	MÁTÓ Sára	23 DEC 2000	400m Hurdles	55.35	55.67	21
	NÉMETH Zsanett	19 DEC 2000	Hammer Throw	67.43	66.92	35
	SZENTGYÖRGYI Zita	13 NOV 2006	400m	52.60	52.60	60
	TAKÁCS Boglárka	28 AUG 2001	100m	11.10	11.11	11
			200m	22.71	23.22	11
	URBÁN Zita	22 APR 2002	3000m Steeplechase	9:45.01	9:51.33	36

Entry List by Country

Women

Country	Name	Date of Birth	Event	Personal Best	Season Best	European Ranking
	VARGA Gréta	19 DEC 2003	1500m	4:16.21	4:20.73	
	VIRÓK Erna	18 FEB 2000	Triple Jump	13.27	13.27	57

Total Athletes: 20

ITA - Italy

Italy			4x100m Relay	42.14	43.12	N/A
	BERTELLO Gaya					
	DOSSO Zaynab					
	FONTANA Vittoria					
	HOOPER Gloria					
	KADDARI Dalia					
	PAVESE Alessia					
Italy			4x400m Relay	3:10.69	3:12.53	N/A
	BONORA Alessandra					
	MANGIONE Alice					
	TROIANI Virginia					
	BATTOCLETTI Nadia	12 APR 2000	5000m	14:23.15	14:23.15	1
	CARMASSI Giada	15 MAY 1994	100m Hurdles	12.69	12.69	6
	COIRO Eloisa	1 DEC 2000	800m	1:58.64	1:58.64	9
	COLLI Gaia	1 APR 1999	3000m Steeplechase	9:54.75	9:54.75	39
	DOSSO Zaynab	12 SEP 1999	100m	11.01	11.26	6
	FANTINI Sara	16 SEP 1997	Hammer Throw	75.77	72.37	5
	FOLORUNSO Ayomide	17 OCT 1996	400m Hurdles	53.89	54.21	3
	IAPICHINO Larissa	18 JUL 2002	Long Jump	7.06	7.06	2
	KADDARI Dalia	23 MAR 2001	200m	22.64	23.12	25
	MOLINAROLO Elisa	29 JAN 1994	Pole Vault	4.70	4.60	7
	OSAKUE Daisy	16 JAN 1996	Discus Throw	64.57	63.10	10
	PADOVAN Paola	4 DEC 1995	Javelin Throw	57.41	55.75	41
	PIERONI Idea	18 SEP 2002	High Jump	1.93	1.92	19
	POLINARI Anna	7 FEB 1999	400m	51.14	51.14	27
	SARACENI Erika Giorgia Anoeta	21 MAY 2006	Triple Jump	14.01	14.01	25
	VERTERAMO Sara	7 MAY 2002	Shot Put	16.70	16.70	40
	ZENONI Marta	9 MAR 1999	1500m	4:01.52	4:01.52	15

Total Athletes: 24

LTU - Lithuania

Lithuania			4x100m Relay	43.95	45.25	N/A
	JONAUSKYTE Akvile					
	MISIUNAITE Eva					
	OŽECHAUSKAITE Andre					
	PETROKAITE Jogaile					
	RUPŠYTE Ema					
	SABAITYTE Lukrecija					

Entry List by Country

Women

Country	Name	Date of Birth	Event	Personal Best	Season Best	European Ranking
Lithuania			4x400m Relay	3:15.95	3:24.49	N/A
	AUŠRAITE Eva					
	MORAUSKAITE Modesta Juste					
	SARAFINAITE Ema					
	BAIKŠTYTE Urte	8 MAY 1999	High Jump	1.92	1.84	41
	GALVYDYTE Gabija	17 JAN 2000	800m	1:59.18	2:00.05	21
			1500m	4:05.32	4:05.32	
	GUMBS Ieva	23 NOV 1994	Shot Put	17.25	16.07	
			Discus Throw	64.98	61.86	16
	JASIUNAITE Liveta	26 JUL 1994	Javelin Throw	63.98	62.38	14
	JUŠKEVICIUTE Beatrice	10 JAN 2000	100m Hurdles	12.87	13.32	63
	KILTY Dovile	14 JUL 1993	Triple Jump	14.28	13.86	12
	KUCINSKAITE Radha	6 SEP 2006	Hammer Throw	40.59	40.59	
	LINKUTE Aukse	24 DEC 1999	3000m Steeplechase	10:19.90	10:19.90	72
	MIKLYCIUTE Rugile	4 MAY 2005	Pole Vault	4.26	4.26	68
	MORAUSKAITE Modesta Juste	2 OCT 1995	400m	50.49	53.14	37
	PETROKAITE Jogaile	30 SEP 1995	Long Jump	6.76	6.54	16
	RUPŠYTE Ema	27 SEP 2005	100m	11.68	11.68	143
	SABAITYTE Lukrecija	8 APR 2002	200m	23.27	23.52	28
	SARAFINAITE Ema	7 JUN 2004	400m Hurdles	1:00.17	1:04.55	
	ŽUSINAITE-NEKRIOŠIENE Vaida	13 JAN 1988	5000m	16:09.13	16:34.33	

Total Athletes: 19

NED - Netherlands

Netherlands			4x100m Relay	42.04	43.13	N/A
	BISSCHOPS Minke					
	de BLAAUW Britt					
	KLAVER Lieke					
	van de WIEL Anne					
	van HUNENSTIJN Marije					
	VISSER Nadine					
Netherlands			4x400m Relay	3:07.43		N/A
	FRANKE Nina					
	van der SCHOOT Myrte					
	BAKKER Veerle	29 SEP 1997	3000m Steeplechase	9:30.67	9:30.67	24
	BISSCHOPS Minke	2 SEP 2002	100m	11.21	11.21	31
	BOL Femke	23 FEB 2000	400m	49.17	49.98	
	de JONG Elise	8 APR 2006	Pole Vault	4.50	4.50	27
	FRANKE Nina	2002	400m Hurdles	57.45	57.45	51
	HONDEMA Pauline	28 MAR 2000	Long Jump	6.76	6.70	11
	KLAVER Lieke	20 AUG 1998	200m	22.46	23.10	

Entry List by Country

Women

Country	Name	Date of Birth	Event	Personal Best	Season Best	European Ranking
	KOSTER Maureen	3 JUL 1992	1500m	3:59.79	4:04.98	41
	LAFONTAINE Dewi	8 JAN 1999	Javelin Throw	56.26	56.26	42
	LEERDAM Kellynsia	8 AUG 2001	Triple Jump	13.18	13.18	68
	SAALBERG Eveline	30 JUL 1998	800m	2:02.97	2:02.97	68
	SCHILDER Jessica	19 MAR 1999	Shot Put	20.69	20.69	1
	SMINK Lotte	26 DEC 2000	Hammer Throw	65.69	65.69	72
	van ES Diane	22 MAR 1999	5000m	15:07.52	15:18.40	7
	van KLINKEN Jorinde	2 FEB 2000	Discus Throw	70.22	66.42	2
	VISSER Nadine	9 FEB 1995	100m Hurdles	12.36	12.49	2
	WEERMAN Britt	13 JUN 2003	High Jump	1.96	1.88	14

Total Athletes: 21

POL - Poland

Poland			4x100m Relay	42.61	43.38	N/A
	GAJOSZ Wiktoria					
	NIEMCZYK Magdalena					
	STEFANOWICZ Magdalena					
	SWOBODA Ewa					
	TSIMANOUSKAYA Krystsina					
	ZUKOWSKA Jagoda					
Poland			4x400m Relay	3:09.87	3:12.70	N/A
	BUKOWIECKA Natalia					
	LOZOWSKA Karolina					
	SWIETY-ERSETIC Justyna					
	ANDREJCZYK Maria	9 MAR 1996	Javelin Throw	71.40	58.82	6
	BUKOWIECKA Natalia	17 JAN 1998	400m	48.90	50.21	1
	GABORSKA Zofia	4 AUG 2004	Pole Vault	4.23	4.23	61
	GRYC Anna	16 OCT 1999	400m Hurdles	55.62	55.62	29
	KARDASZ Klaudia	2 MAY 1996	Shot Put	18.63	17.31	16
	KAZIMIERSKA Klaudia	3 SEP 2001	1500m	3:59.95	4:03.26	8
	KRÓLIK Kinga	26 SEP 1999	3000m Steeplechase	9:22.14	9:22.14	12
	LASKOWSKA Adrianna	2 MAR 1996	Triple Jump	14.12	13.89	22
	LIZAKOWSKA Weronika	2 NOV 1998	5000m	15:38.15		
	MATUSZEWICZ Anna	5 APR 2003	Long Jump	6.71	6.71	12
	NIEMCZYK Magdalena	25 MAR 2003	200m	23.12	23.12	
	SKRZYSZOWSKA Pia	20 APR 2001	100m Hurdles	12.37	12.67	4
	SWOBODA Ewa	26 JUL 1997	100m	10.94		5
	WIELGOSZ Anna	9 NOV 1993	800m	1:58.69	1:58.69	7
	WLODARCZYK Anita	8 AUG 1985	Hammer Throw	82.98	72.81	2
	ZABAWSKA Daria	16 APR 1995	Discus Throw	62.36	61.41	18
	ZODZIK Maria	19 JAN 1997	High Jump	1.98	1.98	8

Total Athletes: 23

Entry List by Country

Women

Country	Name	Date of Birth	Event	Personal Best	Season Best	European Ranking
POR - Portugal						
Portugal			4x100m Relay	43.85	44.16	N/A
	ANDRADE Beatriz					
	BAZOLO Lorène Dorcas					
	CASTELHANO Beatriz					
	GANDULLA Arialis					
	SILVA Íris					
Portugal			4x400m Relay	3:14.06		N/A
	DIALLO Fatoumata Binta					
	LAVRESHINA Sofia					
	VANESSA Carina					
AFONSO Salomé		19 NOV 1997	800m	2:01.42		
			1500m	3:59.32	3:59.32	13
BAZOLO Lorène Dorcas		4 MAY 1983	100m	11.10	11.10	13
			200m	22.64	22.71	29
CÁ Liliana		5 NOV 1986	Discus Throw	66.40	65.35	8
CANDÉ Natacha		25 JAN 2007	High Jump	1.82	1.82	97
de SOUSA Agate		5 JUN 2000	Long Jump	7.03	6.73	7
DIALLO Fatoumata Binta		6 APR 2000	400m Hurdles	54.65	54.96	9
GOMES Lucinda		16 APR 1995	Triple Jump	13.54	13.54	55
INCHUDE Jessica		25 MAR 1996	Shot Put	19.21	19.21	4
MARINHO Ana		11 OCT 2003	5000m	16:22.97	16:22.97	114
PEREIRA Cátia		5 JUL 1989	Pole Vault	4.35	3.80	192
PESTANA Mariana		18 APR 2001	Hammer Throw	68.50	66.41	57
SERENO Melissa		16 MAR 2005	100m Hurdles	13.27	13.27	108
TABORDA Laura		1 JAN 1999	3000m Steeplechase	9:35.67	9:46.17	27
TROVOADA Marta		30 OCT 2005	Javelin Throw	49.96	46.84	150
VANESSA Carina		1 JUN 1998	400m	52.98	52.98	69

Total Athletes: 20

SUI - Switzerland

Switzerland			4x100m Relay	42.05	43.04	N/A
	BÜRGI Céline					
	FREY Géraldine					
	KORA Salomé					
	POINTET Léonie					
	WEISS Lena					

Entry List by Country

Women

Country	Name	Date of Birth	Event	Personal Best	Season Best	European Ranking
Switzerland			4x400m Relay	3:12.77	3:16.27	N/A
	GUBELMANN Catia					
	WERNLI Lena					
	BORIN Giada	11 APR 2005	Discus Throw	50.53	50.53	109
	FERBER Hanna	1 JUL 2002	Triple Jump	12.73	12.73	204
	GUBELMANN Catia	23 AUG 2001	400m	52.02	52.02	36
	KÄLIN Annik	27 APR 2000	Long Jump	6.90	6.90	3
	KAMBUNDJI Ditaji	20 MAY 2002	100m Hurdles	12.40	12.66	3
	KOLLER Jenice	10 OCT 2005	Javelin Throw	52.09	52.09	83
	KORA Salomé	8 JUN 1994	100m	10.95	11.26	17
	MAZENAUER Miryam	19 FEB 2000	Shot Put	17.48	17.48	27
	Mc TIGHE Agnès	1 SEP 2001	5000m	15:35.87	15:35.87	46
	MOSER Angelica	9 OCT 1997	Pole Vault	4.88	4.80	1
	NOWACK Iris	23 MAR 2005	Hammer Throw	60.41	60.41	120
	POINTET Léonie	17 FEB 2001	200m	22.72	23.29	15
	SCHERRER Chiara	24 JAN 1996	3000m Steeplechase	9:20.28		
	WEBER Céline	4 MAR 2006	High Jump	1.84	1.84	87
	WERNLI Lena	5 FEB 2001	400m Hurdles	55.28	55.28	35
	WERRO Audrey	27 MAR 2004	800m	1:57.25	1:57.25	5
	WIND Joceline	12 SEP 2000	1500m	4:05.04	4:05.04	18

Total Athletes: 20

SWE - Sweden

Sweden			4x100m Relay	43.61	45.35	N/A
	ANDERBERG Nikki					
	BERNHARDSSON Jamilia					
	HENRIKSSON Julia					
	SVENSON Wilma					
Sweden			4x400m Relay	3:17.93		N/A
	KIMUMBA Marie					
	WESTER Elna					
	ALVERO Sandra	25 JAN 2001	Pole Vault	4.35	4.35	82
	ÅSKAG Maja	18 DEC 2002	Triple Jump	14.27	14.06	8
	CRONHOLM Ebba	14 JUN 2005	3000m Steeplechase	9:46.53	9:46.53	46
	GRANAT Moa	8 AUG 2004	400m Hurdles	55.37	55.37	18
	HALLERTH Rebecka	4 JAN 1996	Hammer Throw	72.62	68.68	18
	HENRIKSSON Julia	11 JUL 2000	100m	11.19	11.24	15
			200m	22.69	22.84	9
	KAMGA Vanessa	19 NOV 1998	Discus Throw	65.14	64.70	4
	LAHTI Sarah	18 FEB 1995	5000m	15:02.65	15:02.65	22
	LANTZ Beatrice	22 OCT 1997	Javelin Throw	55.54	55.54	46

Entry List by Country

Women

Country	Name	Date of Birth	Event	Personal Best	Season Best	European Ranking
	MAUNSBACH Maja	13 JAN 2001	100m Hurdles	13.09	13.09	96
	NGARAMBE Yolanda	14 SEP 1991	800m	2:01.32	2:03.66	
	NILSSON Engla	20 MAY 2005	High Jump	1.94	1.94	10
	ROOS Fanny	2 JAN 1995	Shot Put	19.66	19.66	3
	SAGNIA Khaddi	20 APR 1994	Long Jump	6.95	6.69	
	SJÖBERG Vera	19 MAY 2001	1500m	4:07.31	4:07.31	39
	WESTER Elna	30 NOV 2005	400m	52.72	52.72	95

Total Athletes: 20

UKR - Ukraine

Ukraine			4x100m Relay	42.04	44.62	N/A
	HONCHARENKO Diana					
	KARANDUKOVA Anna					
	KAYSEN Tetiana					
	KHAVAN Danyila					
	LOCHMAN Anisila					
Ukraine			4x400m Relay	3:14.06		N/A
	MELNYK Tetiana					
	SHOSTAK Maryana					
	BANYRA Viktoriya	7 APR 1999	Javelin Throw	53.00	44.88	
	BARANIVSKA Viktoriia	19 DEC 2002	Triple Jump	13.94	13.92	28
	BUDZYNSKA Iryna	4 JAN 2001	100m Hurdles	13.09	13.09	50
	DUTKEVICH Victoria	30 DEC 1997	3000m Steeplechase	10:27.45	10:27.47	
	GOLODNA Olha	14 NOV 1991	Shot Put	18.72	17.20	32
	HAVRYLIAK Yuliya	15 FEB 2000	800m	2:04.99	2:05.17	150
	HONCHARENKO Diana	20 SEP 2004	100m	11.40	11.40	58
	KAYSEN Tetiana	25 DEC 2000	200m	23.28	23.47	94
	KLYMETS Iryna	4 OCT 1994	Hammer Throw	73.56	69.39	23
	KROL Nataliia	11 SEP 1994	1500m	4:06.29	4:22.61	
	KYLYPKO Maryna	10 NOV 1995	Pole Vault	4.70	4.50	39
	LISTUNOVA Alina	26 SEP 2003	Long Jump	6.49	6.49	53
	MAHUCHIKH Yaroslava	19 SEP 2001	High Jump	2.10	2.02	1
	MAZURENKO Mariia	28 MAY 1997	5000m	16:13.85	16:18.62	128
	MELNYK Tetiana	2 APR 1995	400m Hurdles	57.40	58.25	
	SEMEANOVA Nataliya	7 JUL 1982	Discus Throw	64.70	54.36	
	YAROSHYNA Alina	2 MAR 1997	400m	53.25	53.25	298

Total Athletes: 21

Legend

- Information not available

Entry List by Event

TIMING, RESULTS SERVICE &
DISTANCE MEASUREMENT BY  **SWISS TIMING**

AS OF
29 JUN 2025

100m Men

Name	Ctry	Date of Birth	Personal Best	Season Best	European Ranking
32 MACÍK Ondrej	CZE	12 JAN 2001	10.38	10.38	255
83 CRESPI Guillem	ESP	26 DEC 2002	10.18	10.41	17
139 SAMUELSSON Samuli	FIN	23 JUN 1995	10.12	10.35	164
178 ERIUS Jeff	FRA	8 MAR 2004	9.98	10.25	12
216 AMO-DADZIE Eugene	GBR	22 JUN 1992	9.93	9.99	15
266 ANSAH-PEPRAH Lucas	GER	16 JAN 2000	10.00	10.00	16
318 GKARAGKANIS Sotirios	GRE	13 FEB 1999	10.28	10.28	77
372 ILLOVSZKY Dominik	HUN	4 JAN 2002	10.25	10.25	54
428 PATTÀ Lorenzo	ITA	23 MAY 2000	10.13	10.16	44
466 DAMBRAUSKAS Adas	LTU	1 JUN 2005	10.29	10.48	52
511 AFRIFA Elvis	NED	30 NOV 1997	10.13	10.13	8
582 WADOWIK Oliwer	POL	3 JAN 2002	10.21	10.21	33
626 SANTOS Delvis	POR	27 JUN 1999	10.07	10.07	37
666 MUMENTHALER Timothé	SUI	12 DEC 2002	10.13	10.13	60
711 LARSSON Henrik	SWE	30 SEP 1999	10.08	10.20	5
768 SOKOLOV Oleksandr	UKR	6 DEC 1997	10.17	10.35	89

Total Number of Entries: 16
Total number of NOCs: 16

Entry List by Event

200m Men

Name	Ctry	Date of Birth	Personal Best	Season Best	European Ranking
36 NEMEJC Tomáš	CZE	24 FEB 2000	20.52	20.65	9
73 ALFONSO Adria	ESP	11 JUL 2002	20.65	20.65	33
134 PUROLA Samuel	FIN	19 MAY 2000	20.45	21.00	47
188 SCHAUB Theo	FRA	15 NOV 2000	20.65	20.65	112
227 HARRIES Toby	GBR	30 SEP 1998	20.22	20.22	
273 HARTMANN Joshua	GER	9 JUN 1999	20.02	20.77	7
327 MYRIANTHOPOULOS Vasileios	GRE	9 AUG 2001	20.75	20.75	63
387 MÉSZÁROS Balázs	HUN	14 OCT 2005	20.82	20.82	84
419 DESALU Eseosa Fostine	ITA	19 FEB 1994	20.08	20.21	5
479 TRUSKAUSKAS Gediminas	LTU	2 JAN 1998	20.48	20.73	13
523 MO-AJOK Xavi	NED	16 SEP 2002	20.37	20.37	15
561 BOGACZYNSKI Igor	POL	7 NOV 2003	20.57	20.75	
626 SANTOS Delvis	POR	27 JUN 1999	20.57	21.09	26
663 LESTRADE Bradley	SUI	22 APR 2001	20.75	20.81	58
715 PIHL Linus	SWE	4 AUG 2003	20.91	21.25	65
770 YANCHYK Dmytro	UKR	27 MAY 2002	21.32	21.32	209

Total Number of Entries: 16
Total number of NOCs: 16

Entry List by Event

400m Men

Name	Ctry	Date of Birth	Personal Best	Season Best	European Ranking
30 KRSEK Matej	CZE	13 MAY 2000	45.53	45.85	19
78 BEA Manuel	ESP	5 OCT 2001	45.62	45.62	66
123 ALATUPA Konsta	FIN	25 JUN 1999	46.53	46.53	97
169 ANDANT Téo	FRA	21 JUL 1999	45.18	45.31	20
236 REARDON Samuel	GBR	30 OCT 2003	44.70	44.99	15
271 BREDAU Jean Paul	GER	27 JUN 1999	44.96	45.16	7
316 FRANKS George John	GRE	24 FEB 2004	45.20	45.20	65
367 ENYINGI Patrik Simon	HUN	24 JAN 2001	45.22	45.22	14
433 SCOTTI Edoardo	ITA	9 MAY 2000	45.21	45.68	27
470 KERŠULIS Tomas	LTU	10 NOV 2001	45.78	46.26	125
525 PHIJFFERS Jonas	NED	20 JUN 2003	44.93	44.93	8
579 SZWED Maksymilian	POL	6 AUG 2004	45.25	45.29	5
617 ELKHATIB Omar	POR	19 OCT 2001	45.44	45.44	29
658 GENDRE Vincent	SUI	18 SEP 2001	46.11	46.39	80
702 BENGTSTRÖM Carl	SWE	13 JAN 2000	45.33	46.36	
764 POHORILKO Oleksandr	UKR	16 APR 2000	44.94	45.03	17

Total Number of Entries: 16
Total number of NOCs: 16

Entry List by Event

800m Men

Name	Ctry	Date of Birth	Personal Best	Season Best	European Ranking
25 DUDYCHA Jakub	CZE	5 SEP 2005	1:44.48	1:44.48	12
77 ATTAOUI Mohamed	ESP	26 SEP 2001	1:42.04	1:42.73	1
136 RINNE Joonas	FIN	20 MAY 1995	1:45.88	1:48.73	68
182 MAGNOU Coentin	FRA	22 SEP 2001	1:44.84	1:44.84	31
221 CRORKEN Tiarnan	GBR	13 JUN 1999	1:44.98	1:44.98	58
284 STEPANOV Alexander	GER	30 SEP 2004	1:44.17	1:44.17	40
323 LAGOS Charalampos	GRE	17 NOV 1995	1:48.28	1:48.28	269
374 KOVÁCS Ferenc Soma	HUN	14 JUN 2004	1:47.92	1:47.92	
429 PERNICI Francesco	ITA	18 FEB 2003	1:44.59	1:44.59	29
465 BERTAŠIUS Simas	LTU	31 OCT 1993	1:48.11		
515 CHAPPLE Samuel	NED	23 NOV 1998	1:44.88	1:44.88	11
568 KITLINSKI Bartosz	POL	11 JUN 2004	1:44.77	1:44.77	16
618 GARCIA David	POR	15 MAR 2003	1:46.98	1:46.98	84
667 PELIZZA Ivan	SUI	17 DEC 2000	1:44.53	1:44.53	34
716 PIHLSTRÖM Samuel	SWE	8 MAR 2001	1:45.97	1:46.14	63
756 FINCHUK Vladyslav	UKR	6 DEC 1998	1:47.82	1:48.47	

Total Number of Entries: 16
Total number of NOCs: 16

Entry List by Event

1500m Men

Name	Ctry	Date of Birth	Personal Best	Season Best	European Ranking
38 SASÍNEK Filip	CZE	8 JAN 1996	3:34.30	3:34.30	29
79 BEN Adrián	ESP	4 AUG 1998	3:32.07	3:32.07	
136 RINNE Joonas	FIN	20 MAY 1995	3:35.20	3:36.47	52
179 LAGTIY CHAOU DAR Anas	FRA	17 JAN 2004	3:31.58	3:31.58	35
222 DAVIS Archie	GBR	16 OCT 1998	3:34.95	3:34.95	41
285 TORTELL Marc	GER	26 DEC 1997	3:35.44	3:35.44	47
325 MATZARIDIS Georgios	GRE	31 MAR 2002	3:45.59	3:45.59	
374 KOVÁCS Ferenc Soma	HUN	14 JUN 2004	3:34.79	3:34.79	84
431 RIVA Federico	ITA	9 NOV 2000	3:31.42	3:31.42	16
465 BERTAŠIUS Simas	LTU	31 OCT 1993	3:37.19	3:39.01	67
524 NILLESSEN Stefan	NED	2 JAN 2003	3:29.23	3:29.23	5
576 RAK Filip	POL	3 FEB 2003	3:32.53	3:32.53	24
621 NADER Isaac	POR	17 AUG 1999	3:29.37	3:29.37	7
675 ZURFLUH Silas	SUI	19 APR 2001	3:38.62	3:40.86	95
704 DANIELSSON Emil	SWE	5 SEP 1997	3:34.16	3:41.06	
761 LONSKIY Vadim	UKR	31 MAY 1999	3:52.88		

Total Number of Entries: 16
Total number of NOCs: 16

Entry List by Event

5000m Men

Name	Ctry	Date of Birth	Personal Best	Season Best	European Ranking
45 VÍCH Damián	CZE	14 AUG 1998	13:38.06	13:38.06	107
91 NDIKUMWENAYO Thierry	ESP	26 MAR 1997	12:47.67	12:47.67	8
125 HELANDER Eemil	FIN	28 MAY 2001	13:40.15	13:44.29	71
170 AUGUSTO Bastien	FRA	10 AUG 1999	13:16.85	13:22.28	17
232 MULLARKEY David	GBR	7 MAR 2000	13:23.75	13:23.75	41
280 RUPPERT Frederik	GER	19 FEB 1997			
333 STAMOULIS Konstantinos	GRE	13 NOV 1997	14:02.63	14:24.93	260
381 SZÖGI István	HUN	12 SEP 1995	13:43.27	13:43.27	59
418 CRIPPA Yemaneberhan	ITA	15 OCT 1996	13:02.26		
481 VALINCIUS Giedrius	LTU	20 JAN 2000	13:46.77	13:53.62	116
521 LAROS Niels	NED	17 APR 2005	13:10.86	13:10.86	
567 HERZYK Kamil	POL	14 APR 2004	14:02.09		98
609 AMARAL Rúben	POR	26 APR 2001	13:31.35	13:31.35	46
665 LOBALU Dominic Lokinyomo	SUI	16 AUG 1998	12:50.87	12:50.87	2
707 GRAHN Jonathan	SWE	30 DEC 2004	13:29.38	13:29.38	64
749 ATAMANIUK Andrii	UKR	8 MAY 2002	13:58.92	14:12.11	142

Total Number of Entries: 16
Total number of NOCs: 16

Entry List by Event

3000m Steeplechase Men

Name	Ctry	Date of Birth	Personal Best	Season Best	European Ranking
26 HABARTA Tomáš	CZE	10 JUL 2003	8:21.83	8:28.90	20
74 ARCE Daniel	ESP	22 APR 1992	8:08.45	8:10.58	2
142 HEINONEN Eero	FIN	21 JAN 1997	8:50.31	9:03.25	92
176 DARU Nicolas-Marie	FRA	21 OCT 1988	8:10.69	8:10.69	5
218 BATTERSHILL William	GBR	25 FEB 1998	8:21.83	8:21.91	19
269 BEBENDORF Karl	GER	7 MAY 1996	8:11.52	8:11.52	3
321 KOLIOS Nestoras	GRE	15 JAN 2001	8:51.13	9:06.78	239
377 PALKOVITS István	HUN	27 DEC 2000	8:18.74	8:38.02	39
438 ZOGHLAMI Ala	ITA	19 JUN 1994	8:14.06	8:14.38	10
478 TARASEVICIUS Lukas	LTU	30 JUN 1994	9:06.71		
522 MARSMAN Nick	NED	21 DEC 1997	8:39.97	8:41.91	79
574 MEGIER Maciej	POL	26 APR 2003	8:23.01	8:23.01	35
614 BARROS Etson	POR	16 MAR 2001	8:22.20	8:25.63	26
664 LIEBL Aarno	SUI	21 MAY 2005	8:31.46	8:31.46	52
709 JOHANSSON Vidar	SWE	8 OCT 1996	8:17.89	8:17.89	12
766 ROSTIKUS Roman	UKR	18 AUG 1991	8:46.33	9:01.40	

Total Number of Entries: 16
Total number of NOCs: 16

Entry List by Event

110m Hurdles Men

Name	Ctry	Date of Birth	Personal Best	Season Best	European Ranking
43 ŠTEFKO Štěpán	CZE	20 MAR 2004	13.87	13.87	61
90 LLOPIS Enrique	ESP	15 OCT 2000	13.09	13.16	2
130 KUUSINIEMI Santeri	FIN	10 OCT 1998	13.58	13.61	29
180 LECOEUR Romain	FRA	9 AUG 1997	13.37	13.37	15
234 OJORA Tade	GBR	14 OCT 1999	13.26	13.50	33
290 MORDI Manuel	GER	15 AUG 2003	13.36	13.59	16
319 ILIOPOULOS Anastasios Nektarios	GRE	4 MAR 1999	13.73	13.85	94
379 SZELES Bálint	HUN	9 NOV 1998	13.58	13.78	51
435 SIMONELLI Lorenzo Ndele	ITA	1 JUN 2002	13.05	13.44	3
483 BENKUNSKAS Edgaras	LTU	28 MAY 1999	14.26	14.77	297
520 KOSTER Timme	NED	12 DEC 2002	13.45	13.59	24
580 SZYMANSKI Jakub	POL	22 JUL 2002	13.25	13.35	5
619 GOMES Edson	POR	1 NOV 1998	13.80	13.81	77
662 JOSEPH Jason	SUI	11 OCT 1998	13.07	13.07	4
701 ALL Ludvig	SWE	27 JUN 2002	14.33		144
750 BAHINSKYI Dmytro	UKR	8 DEC 2003	13.84	13.84	72

Total Number of Entries: 16
Total number of NOCs: 16

Entry List by Event

400m Hurdles Men

Name	Ctry	Date of Birth	Personal Best	Season Best	European Ranking
34 MÜLLER Vít	CZE	31 AUG 1996	48.41	48.41	10
84 DELGADO Jesús David	ESP	17 JUN 1999	48.60	48.60	15
137 SAINIO Antti	FIN	17 MAY 2005	49.36	49.81	27
183 MENIN Hugo	FRA	3 JAN 2001	49.61	49.61	34
220 CHALMERS Alastair	GBR	31 MAR 2000	48.30	48.30	8
265 ABUAKU Joshua	GER	7 JUL 1996	48.12	49.10	17
324 LEVANTINOS Dimitris	GRE	8 SEP 1997	50.33	50.39	55
386 MOLNÁR Csaba	HUN	5 JUL 2004	49.89	49.89	49
434 SIBILIO Alessandro	ITA	27 APR 1999	47.50	48.44	6
475 ŠERMUKŠNIS Lukas	LTU	5 DEC 2001	52.80	52.80	
529 SMIDT Nick	NED	12 MAY 1997	48.36	48.78	12
575 MIEZIANKO Pawel	POL	12 JUL 2003	52.28	52.28	
613 BARRIGANA Diogo	POR	5 NOV 2003	49.99	49.99	46
655 BONVIN Julien	SUI	10 JAN 1999	48.59	48.96	14
705 EDLUND Oskar	SWE	16 NOV 2002	48.70	49.00	26
757 HOLUBOVYCH Rostyslav	UKR	14 APR 2002	51.13	51.32	

Total Number of Entries: 16
Total number of NOCs: 16

Entry List by Event

High Jump Men

Name	Ctry	Date of Birth	Personal Best	Season Best	European Ranking
42 ŠTEFELA Jan	CZE	20 APR 2001	2.30	2.30	4
85 GONZALEZ David	ESP	3 OCT 2003	2.19	2.19	41
128 KOSONEN Daniel	FIN	17 SEP 2000	2.24	2.23	21
184 PASQUIER Elijah	FRA	29 JUN 2006	2.20	2.20	57
229 JACK Kimani	GBR	31 JAN 2004	2.18	2.18	62
277 POTYE Tobias	GER	16 MAR 1995	2.34	2.26	13
326 MERLOS Antonios	GRE	4 APR 1999	2.24	2.21	25
383 TÖRÖK Gergely	HUN	13 MAR 2002	2.21	2.21	76
436 SIOLI Matteo	ITA	1 OCT 2005	2.29	2.29	8
484 BAIKŠTYS Juozas	LTU	18 MAR 1998	2.27	2.20	
531 van der LEE Jin	NED	2006	2.13	2.13	120
569 KOLODZIEJSKI Mateusz	POL	22 JUN 2002	2.24	2.24	23
612 BALDÉ Gerson	POR	28 JAN 2000	2.23	2.12	
660 HOSTETTLER Jérôme	SUI	1 JUN 2004	2.10	2.10	129
712 LYCKE HOLM Melwin	SWE	12 OCT 2004	2.20	2.17	34
762 NIKITIN Dmytro	UKR	31 JUL 1999	2.28	2.27	6

Total Number of Entries: 16
Total number of NOCs: 16

Entry List by Event

Pole Vault Men

Name	Ctry	Date of Birth	Personal Best	Season Best	European Ranking
39 ŠCERBA Matej	CZE	9 DEC 1998	5.67	5.62	18
80 BRAVO Juan Luis	ESP	28 JUL 2003	5.62	5.62	37
129 KUJANPÄÄ Urho	FIN	18 MAY 1997	5.70	5.60	28
174 COLLET Thibaut	FRA	17 JUN 1999	5.95	5.91	6
228 HEARD Owen	GBR	29 DEC 2001	5.65	5.65	35
270 BLECH Torben	GER	12 FEB 1995	5.86	5.80	13
320 KARALIS Emmanouil	GRE	20 OCT 1999	6.05	6.05	2
364 BÖNDÖR Márton	HUN	19 JAN 2002	5.45	5.45	51
425 OLIVERI Matteo	ITA	11 NOV 2002	5.71	5.71	29
471 LAURYNAS Nikodemus	LTU	30 MAR 2004	5.10	5.10	169
532 VLOON Menno	NED	11 MAY 1994	5.96	5.90	4
573 LISEK Piotr	POL	16 AUG 1992	6.02	5.73	9
615 BUARÓ Pedro	POR	14 JUN 2001	5.82	5.50	46
661 IMSAND Valentin	SUI	6 JAN 2005	5.82	5.82	30
710 JÖNSSON Linus	SWE	31 OCT 2005	5.47	5.47	63
763 ONUFRIYEV Oleksandr	UKR	15 FEB 2002	5.62	5.60	40

Total Number of Entries: 16
Total number of NOCs: 16

Entry List by Event

Long Jump Men

Name	Ctry	Date of Birth	Personal Best	Season Best	European Ranking
33 MEINDLSCHMID Petr	CZE	15 JAN 2006	8.03	7.79	14
89 LESCAY Lester	ESP	15 OCT 2001	8.35	8.17	8
138 SALMINEN Kalle	FIN	29 JAN 1996	7.95	7.95	21
185 PAUTHONNIER Julien	FRA	31 OCT 1999	8.18	8.18	32
230 KHOGALI Samuel	GBR	15 JUL 1997	7.92	7.91	26
268 BATZ Simon	GER	1 DEC 2002	8.18	8.05	7
334 TENTOGLOU Miltiadis	GRE	18 MAR 1998	8.65	8.27	1
376 NÉMETH Mátyás	HUN	22 MAR 2001	7.79	7.34	131
422 FURLANI Mattia	ITA	7 FEB 2005	8.38	8.37	2
485 STRELCIUNAS Algirdas	LTU	21 AUG 2000	7.69	7.66	51
528 SLUIJTER Justin	NED	2003	7.74	7.59	80
581 TARKOWSKI Piotr	POL	10 AUG 1999	8.03	7.98	17
612 BALDÉ Gerson	POR	28 JAN 2000	8.20	8.20	9
657 EHAMMER Simon	SUI	7 FEB 2000	8.45	8.34	3
713 MONTLER Tobias	SWE	15 FEB 1996	8.38	8.25	6
754 DUBYNA Danylo	UKR	23 MAR 2004	7.94	7.94	28

Total Number of Entries: 16
Total number of NOCs: 16

Entry List by Event

Triple Jump Men

Name	Ctry	Date of Birth	Personal Best	Season Best	European Ranking
27 HALÁTEK Pavel	CZE	23 JAN 2004	15.79	15.79	47
94 RUIZ Marcos	ESP	10 MAR 1995	16.94	16.78	
124 DAVIDILA Aaro	FIN	12 MAR 2000	16.83	16.28	30
189 SEREMES Jonathan	FRA	3 SEP 2000	17.08	17.08	9
237 UWAIFO Efe	GBR	15 MAY 1995	16.22	16.14	27
289 BODEN Pascal	GER	12 APR 2003	15.64	15.57	60
329 PANTAZIS Andreas	GRE	4 JUN 2000	16.91	16.30	46
380 SZENDERFFY Dániel	HUN	20 JUN 1999	16.18	16.18	
440 BIASUTTI Simone	ITA	1 OCT 1999	16.67	16.67	13
480 VADEIKIS Marius	LTU	2 AUG 1989	16.19	15.73	96
512 BIONDINA Fabian	NED	3 MAY 2001	15.67	15.67	129
566 GALIK Wojciech	POL	10 APR 2002	16.02	16.02	34
629 PEREIRA Tiago	POR	19 SEP 1993	17.11	16.50	7
670 RYSER Silvan	SUI	17 MAY 2003	15.48	15.48	120
712 LYCKE HOLM Melwin	SWE	12 OCT 2004	14.70		
767 SHEPELIEV Vladyslav	UKR	12 SEP 2001	16.79	16.69	22

Total Number of Entries: 16
Total number of NOCs: 16

Entry List by Event

Shot Put Men

Name	Ctry	Date of Birth	Personal Best	Season Best	European Ranking
49 PROCHÁZKA Tadeáš	CZE	30 JUL 1999	19.73	19.73	33
92 PINEDO José Angel	ESP	30 JUL 1990	20.06	19.73	36
143 OKSANEN Nico	FIN	27 JUL 1994	18.75	18.69	49
193 ELEMBA Franck	FRA	21 JUL 1990	21.20	19.64	26
231 LINCOLN Scott	GBR	7 MAY 1993	21.31	21.09	5
279 RISTL Silas	GER	1 APR 1995	20.27	20.27	20
317 GENNIKIS Konstantinos	GRE	3 FEB 2002	19.00	19.00	51
368 FEKETE István	HUN	16 MAR 2001	18.83	18.83	77
421 FABBRI Leonardo	ITA	15 APR 1997	22.98	22.31	1
464 BAKANAS Simonas	LTU	25 MAR 2002	17.50	17.50	96
527 ROLVINK Yannick	NED	7 MAY 2005	18.44	18.44	79
563 BUKOWIECKI Konrad	POL	17 MAR 1997	22.25	21.32	9
611 ARNAUDOV Tsanko	POR	14 MAR 1992	21.56	19.90	15
673 WIELAND Stefan	SUI	21 DEC 1998	19.27	19.27	35
714 PETERSSON Wictor	SWE	1 MAY 1998	21.49	21.49	6
760 LEVCHENKO Artem	UKR	3 SEP 1999	20.25	20.25	21

Total Number of Entries: 16
Total number of NOCs: 16

Entry List by Event

Discus Throw Men

Name	Ctry	Date of Birth	Personal Best	Season Best	European Ranking
47 FOREJT Jakub	CZE	13 JUL 2000	58.48	58.48	48
81 CASAS Diego	ESP	29 APR 1999	65.54	65.54	20
131 LAMPINEN Mico	FIN	9 FEB 2006	58.81	58.81	43
177 DJOUHAN Lolassonn	FRA	18 MAY 1991	70.25	70.25	14
235 OKOYE Lawrence	GBR	6 OCT 1991	70.76	70.76	6
283 SOSNA Mika	GER	13 JUN 2003	70.05	70.05	9
331 PAVLIDIS Dimitrios	GRE	21 SEP 2003	65.11	65.11	28
371 HUSZÁK János	HUN	5 FEB 1992	65.54	61.76	31
432 SACCOMANO Enrico	ITA	12 FEB 2001	63.30	63.30	35
469 GUDŽIUS Andrius	LTU	14 FEB 1991	69.59	66.86	8
526 ROLVINK Ruben	NED	25 AUG 2002	67.18	67.18	13
578 STACHNIK Oskar	POL	1 MAR 1998	64.06	63.01	25
627 SOUSA Emanuel	POR	4 APR 1999	67.51	67.51	26
672 VETTERLI Gian	SUI	22 FEB 2000	59.05	59.05	62
718 STÅHL Daniel	SWE	27 AUG 1992	71.86	70.19	3
752 BRUDIN Mykhailo	UKR	3 JAN 2005	61.33	59.27	58

Total Number of Entries: 16
Total number of NOCs: 16

Entry List by Event

Hammer Throw Men

Name	Ctry	Date of Birth	Personal Best	Season Best	European Ranking
35 MYSLYVCIUK Volodymyr	CZE	25 APR 1996	78.03	78.03	14
76 ARREAGA Kevin	ESP	23 OCT 1995	74.63	74.63	33
126 KANGAS Aaron	FIN	3 JUL 1997	79.05	73.19	42
173 CHAUSSINAND Yann	FRA	11 MAY 1998	81.91	81.91	5
233 NORRIS Jake	GBR	30 JUN 1999	77.37	76.12	18
274 HUMMEL Merlin	GER	4 JAN 2002	81.23	81.23	6
322 KORAKIDIS Ioannis	GRE	23 JUN 2003	76.14	76.14	31
369 HALÁSZ Bence	HUN	4 AUG 1997	80.97	80.97	2
426 OLIVIERI Giorgio	ITA	5 NOV 2000	74.39	73.45	44
482 VASILIAUSKAS Tomas	LTU	28 NOV 1997	70.49	69.16	66
516 COMENENTIA Denzel	NED	25 NOV 1995	79.09	78.01	12
565 FAJDEK Pawel	POL	4 JUN 1989	83.93	78.12	3
610 ANDRADE Décio	POR	25 JAN 1997	73.77	70.65	
674 WOLFISBERG Lars	SUI	24 APR 2003	71.51	71.06	53
703 CARLSSON Ragnar	SWE	16 NOV 2000	77.57	75.81	17
758 KOKHAN Mykhaylo	UKR	22 JAN 2001	81.14	80.73	1

Total Number of Entries: 16
Total number of NOCs: 16

Entry List by Event

Javelin Throw Men

Name	Ctry	Date of Birth	Personal Best	Season Best	European Ranking
29 KONECNÝ Martin	CZE	20 DEC 1997	80.59	80.59	23
93 QUIJERA Manu	ESP	13 JAN 1998	83.28	81.46	17
144 LAINE Topias	FIN	12 JUL 2001	81.67	78.56	20
187 ROUGETET Remi	FRA	8 DEC 2001	80.49	80.49	43
217 BAINBRIDGE Daniel	GBR	2 JUN 1999	75.45	75.45	52
287 WEBER Julian	GER	29 AUG 1994	91.06	91.06	1
335 TSITSOS Dimitrios	GRE	27 SEP 2000	79.05	79.05	38
388 KOVÁCS Noel	HUN	22 NOV 1999	75.77	71.23	95
427 ORLANDO Roberto	ITA	5 AUG 1995	80.35	76.28	47
473 MATUSEVICIUS Edis	LTU	30 JUN 1996	89.17	76.84	9
519 JANSEN Ryan	NED	5 JUN 2005	76.35	76.35	59
571 KRUKOWSKI Marcin	POL	14 JUN 1992	89.55	84.39	10
625 RAMOS Leandro	POR	21 SEP 2000	84.78	81.94	11
656 di SANZA Franck	SUI	29 MAR 2000	76.41	76.41	45
717 RAHM Jakob	SWE	20 JUL 2002	74.07	74.07	69
755 FELFNER Artur	UKR	17 OCT 2003	84.32	76.58	7

Total Number of Entries: 16
Total number of NOCs: 16

Entry List by Event

4x100m Relay Men

Name	Ctry	National Record	Season Best
Czechia	CZE	38.62	38.93
JIRKA Jan			
KUBELÍK Eduard			
MACÍK Ondrej			
NEMEJC Tomáš			
NTEMO Armin			
STROMŠÍK Zdenek			
Spain	ESP	38.46	39.27
ALFONSO Adria			
CASTILLO Juan Carlos			
CRESPI Guillem			
HERNÁNDEZ Jorge			
JORDAN Abel			
SANCHO Jaime			
Finland	FIN	38.92	
LOUKO Valtteri			
ÖRN Santeri			
PUROLA Samuel			
SAMUELSSON Samuli			
France	FRA	37.79	38.31
BIZASENE Ylann			
ERIUS Jeff			
LECONTE Jerry			
PRIAM Aymeric			
SCHAUB Theo			
THORAVAL Antoine			
Great Britain & Ni	GBR	37.36	38.18
AMO-DADZIE Eugene			
EFOLOKO Jona			
FERGUSON Joe			
GEMILI Adam			
GLAVE Romell			
Germany	GER	37.97	38.26
ANSAH-PEPRAH Lucas			
ASKOVIC Aleksandar			
KRANZ Kevin			
SCHULTE Marvin			
WAGNER Julian			
WOLF Yannick			
Greece	GRE	38.61	39.52
GKARAGKANIS Sotirios			
MYRIANTHOPOULOS Vasileios			
PANAGIOTOPOULOS Nikolaos			
PAPAMARGARITIS Vasileios			
VOLIKAS Lampros			
VRONTINOS Theodoros			
Hungary	HUN	38.67	41.39
BUNDSCHU Patrik			
DEÁK Zalán			
ILLOVSZKY Dominik			
PAP Márk			
TAKÁCS Ábel			
ZSOLNAI Bálint			

Entry List by Event

4x100m Relay Men

Name	Ctry	National Record	Season Best
Italy CECCARELLI Samuele DESALU Eseosa Fostine PATTA Lorenzo RANDAZZO Filippo RIGALI Roberto SIMONELLI Lorenzo Ndele TORTU Filippo	ITA	37.50	38.16
Lithuania DAMBRAUSKAS Adas KERŠULIS Tomas MANTON Aistis SEIKAUSKAS Kristupas SKRABULIS Kostas TRUSKAUSKAS Gediminas	LTU	39.77	39.77
Netherlands ADIGIDA Onyema AFRIFA Elvis BURNET Taymir EKPO Nsikak MO-AJOK Xavi SPIERING Timo	NED	37.91	38.20
Poland BOGACZYNSKI Igor BRZEZINSKI Adrian KOPEC Dominik KRUPA Patryk ZAK Lukasz	POL	38.15	38.43
Portugal MAIA Gabriel NASCIMENTO Carlos PRAZERES André SANTOS Delvis	POR	38.65	38.99
Switzerland BACHMANN Daryl EHAMMER Simon GÜNTERT Enrico JOSEPH Jason LESTRADÉ Bradley MUMENTHALER Timothé REAIS William SVENSSON Felix	SUI	38.36	38.95
Sweden ERIKSSON Zion HUGHES Isak PIHL Linus TÖRNSTRÖM Lucas ZIRIGNON Jean-Christian	SWE	38.63	40.91
Ukraine KOMISARENKO Oleksandr POPOV Illia SOKOLOV Oleksandr SOSNOVENKO Oleksandr YANCHYK Dmytro	UKR	38.53	40.15

Entry List by Event

4x100m Relay Men

Name	Ctry	National Record	Season Best
------	------	-----------------	-------------

Total Number of Entries: 16

Total number of NOCs: 16



Entry List by Event

100m Women

Name	Ctry	Date of Birth	Personal Best	Season Best	European Ranking
7 KVASNICKOVÁ Pavla	CZE	9 OCT 2001	11.45	11.45	116
67 PÉREZ Maria Isabel	ESP	1 MAR 1993	11.07	11.17	25
114 PULKKINEN Aino	FIN	2 FEB 1998	11.51	11.97	88
164 RICHARD Sarah	FRA	2 APR 1998	11.32	11.39	54
209 SIBBONS Aleeya	GBR	5 NOV 2002	11.29	11.29	62
258 MAYER Lisa	GER	2 MAY 1996	11.10	11.10	21
299 EMMANOUILIDOU Polyniki	GRE	30 JUN 2003	11.21	11.29	24
359 TAKÁCS Boglárka	HUN	28 AUG 2001	11.10	11.11	11
399 DOSSO Zaynab	ITA	12 SEP 1999	11.01	11.26	6
459 RUPŠYTE Ema	LTU	27 SEP 2005	11.68	11.68	143
489 BISSCHOPS Minke	NED	2 SEP 2002	11.21	11.21	31
554 SWOBODA Ewa	POL	26 JUL 1997	10.94		5
591 BAZOLO Lorène Dorcas	POR	4 MAY 1983	11.10	11.10	13
642 KORA Salomé	SUI	8 JUN 1994	10.95	11.26	17
688 HENRIKSSON Julia	SWE	11 JUL 2000	11.19	11.24	15
734 HONCHARENKO Diana	UKR	20 SEP 2004	11.40	11.40	58

Total Number of Entries: 16
Total number of NOCs: 16

Entry List by Event

200m Women

Name	Ctry	Date of Birth	Personal Best	Season Best	European Ranking
19 TÁBORSKÁ Terezie	CZE	11 FEB 2006	23.07	23.07	73
53 BESTUÉ Jaël	ESP	24 SEP 2000	22.54	22.92	10
114 PULKKINEN Aino	FIN	2 FEB 1998	23.28	23.67	39
161 PARISOT Helene	FRA	17 DEC 1992	22.55	22.92	5
197 BENNETT Rachel	GBR	3 JUL 2002	22.98	23.01	36
249 JUNK Sophia	GER	1 MAR 1999	22.87	22.90	
299 EMMANOUILIDOU Polyniki	GRE	30 JUN 2003	22.84	23.22	17
359 TAKÁCS Boglárka	HUN	28 AUG 2001	22.71	23.22	11
405 KADDARI Dalia	ITA	23 MAR 2001	22.64	23.12	25
460 SABAITYTE Lukrecija	LTU	8 APR 2002	23.27	23.52	28
495 KLAVER Lieke	NED	20 AUG 1998	22.46	23.10	
550 NIEMCZYK Magdalena	POL	25 MAR 2003	23.12	23.12	
591 BAZOLO Lorène Dorcas	POR	4 MAY 1983	22.64	22.71	29
648 POINTET Léonie	SUI	17 FEB 2001	22.72	23.29	15
688 HENRIKSSON Julia	SWE	11 JUL 2000	22.69	22.84	9
736 KAYSEN Tetiana	UKR	25 DEC 2000	23.28	23.47	94

Total Number of Entries: 16
Total number of NOCs: 16

Entry List by Event

400m Women

Name	Ctry	Date of Birth	Personal Best	Season Best	European Ranking
22 VONDROVÁ Lada	CZE	6 SEP 1999	50.92	51.47	16
71 SEVILLA Paula	ESP	28 JUN 1997	50.92	50.92	
102 BAAS Mette	FIN	10 SEP 2000	52.10	52.25	26
149 BROSSIER Amandine	FRA	15 AUG 1995	50.43	52.00	9
203 NEWNHAM Emily	GBR	19 MAY 2004	51.45	51.45	
257 MARTIN Johanna	GER	10 APR 2006	51.66	51.66	39
308 PAPAVALASILEIOU Alexia	GRE	29 AUG 1997	53.66	53.66	286
358 SZENTGYÖRGYI Zita	HUN	13 NOV 2006	52.60	52.60	60
411 POLINARI Anna	ITA	7 FEB 1999	51.14	51.14	27
456 MORAUSKAITE Modesta Juste	LTU	2 OCT 1995	50.49	53.14	37
490 BOL Femke	NED	23 FEB 2000	49.17	49.98	
539 BUKOWIECKA Natalia	POL	17 JAN 1998	48.90	50.21	1
608 VANESSA Carina	POR	1 JUN 1998	52.98	52.98	69
638 GUBELMANN Catia	SUI	23 AUG 2001	52.02	52.02	36
700 WESTER Elna	SWE	30 NOV 2005	52.72	52.72	95
748 YAROSHYNA Alina	UKR	2 MAR 1997	53.25	53.25	298

Total Number of Entries: 16
Total number of NOCs: 16

Entry List by Event

800m Women

Name	Ctry	Date of Birth	Personal Best	Season Best	European Ranking
16 ŠTOUDKOVÁ Pavla	CZE	5 MAR 2003	2:00.00	2:00.00	41
63 IBARZABAL Lorea	ESP	7 NOV 1994	1:59.80	2:00.70	16
111 MATTILA Veera	FIN	21 JAN 2003	2:01.12	2:02.54	63
148 BOURGOIN Anaïs	FRA	3 OCT 1996	1:57.81	1:57.81	6
202 IVES Abigail	GBR	6 FEB 2004	1:59.49	1:59.49	55
251 KOLBE Smilla	GER	1 MAR 2002	1:59.02	1:59.02	35
298 DESPOLLARI Georgia-Maria	GRE	19 SEP 2003	2:01.79	2:03.16	54
350 KLEKNER Hanga	HUN	24 SEP 1999	2:41.08		
396 COIRO Eloisa	ITA	1 DEC 2000	1:58.64	1:58.64	9
446 GALVYDYTE Gabija	LTU	17 JAN 2000	1:59.18	2:00.05	21
500 SAALBERG Eveline	NED	30 JUL 1998	2:02.97	2:02.97	68
556 WIELGOSZ Anna	POL	9 NOV 1993	1:58.69	1:58.69	7
589 AFONSO Salomé	POR	19 NOV 1997	2:01.42		
652 WERRO Audrey	SUI	27 MAR 2004	1:57.25	1:57.25	5
694 NGARAMBE Yolanda	SWE	14 SEP 1991	2:01.32	2:03.66	
733 HAVRYLIAK Yuliya	UKR	15 FEB 2000	2:04.99	2:05.17	150

Total Number of Entries: 16
Total number of NOCs: 16

Entry List by Event

1500m Women

Name	Ctry	Date of Birth	Personal Best	Season Best	European Ranking
12 SASÍNEK MÁKI Kristiina	CZE	22 SEP 1991	4:01.23	4:10.05	27
65 MARQUÉS Águeda	ESP	19 MAR 1999	4:00.31	4:00.57	9
116 RAINIO Siiri	FIN	11 JUL 2000	4:18.03	4:18.03	133
154 GUILLEMOT Agathe	FRA	11 JUL 1999	3:56.69	3:58.44	4
213 WALCOTT-NOLAN Reveen	GBR	6 MAR 1995	3:58.08	4:02.25	10
252 KOLBERG Majtie	GER	5 DEC 1999	4:13.65	4:13.65	
306 KYRIAKOPOULOU Koraini	GRE	11 MAR 1993	4:15.39	4:19.49	101
361 VARGA Gréta	HUN	19 DEC 2003	4:16.21	4:20.73	
414 ZENONI Marta	ITA	9 MAR 1999	4:01.52	4:01.52	15
446 GALVYDYTE Gabija	LTU	17 JAN 2000	4:05.32	4:05.32	
496 KOSTER Maureen	NED	3 JUL 1992	3:59.79	4:04.98	41
544 KAZIMIERSKA Klaudia	POL	3 SEP 2001	3:59.95	4:03.26	8
589 AFONSO Salomé	POR	19 NOV 1997	3:59.32	3:59.32	13
653 WIND Joceline	SUI	12 SEP 2000	4:05.04	4:05.04	18
698 SJÖBERG Vera	SWE	19 MAY 2001	4:07.31	4:07.31	39
739 KROL Nataliia	UKR	11 SEP 1994	4:06.29	4:22.61	

Total Number of Entries: 16
Total number of NOCs: 16

Entry List by Event

5000m Women

Name	Ctry	Date of Birth	Personal Best	Season Best	European Ranking
46 MEZULIÁNIKOVÁ Diana	CZE	10 APR 1992	15:50.37	15:50.37	67
60 GARCÍA Marta	ESP	1 JAN 1998	14:44.04	14:47.18	4
141 SAAPUNKI Susanna	FIN	14 OCT 1992	16:05.82	16:05.82	
168 ZARBO Alessia	FRA	11 SEP 2001	15:23.46	15:23.46	
200 HAUGER-THACKERY Calli	GBR	9 JAN 1993	14:55.68	14:55.68	
244 BURKARD Elena	GER	10 FEB 1992	14:56.87	14:56.87	15
296 ANASTASAKIS Melissa Chelena	GRE	31 MAR 1998	16:30.27	16:30.27	117
348 K. SZABÓ Gabriella	HUN	18 SEP 2002	16:51.12	16:51.12	212
391 BATTOCLETTI Nadia	ITA	12 APR 2000	14:23.15	14:23.15	1
462 ŽUSINAITĖ-NEKRIŪŠIENĖ Vaida	LTU	13 JAN 1988	16:09.13	16:34.33	
505 van ES Diane	NED	22 MAR 1999	15:07.52	15:18.40	7
547 LIZAKOWSKA Weronika	POL	2 NOV 1998	15:38.15		
601 MARINHO Ana	POR	11 OCT 2003	16:22.97	16:22.97	114
645 Mc TIGHE Agnès	SUI	1 SEP 2001	15:35.87	15:35.87	46
691 LAHTI Sarah	SWE	18 FEB 1995	15:02.65	15:02.65	22
744 MAZURENKO Mariia	UKR	28 MAY 1997	16:13.85	16:18.62	128

Total Number of Entries: 16
Total number of NOCs: 16

Entry List by Event

3000m Steeplechase Women

Name	Ctry	Date of Birth	Personal Best	Season Best	European Ranking
6 JAROŠOVÁ Karolína	CZE	20 MAR 2006	9:52.84	9:53.37	35
70 SERRANO Marta	ESP	5 APR 2003	9:24.26	9:24.26	17
112 MONONEN Ilona	FIN	18 DEC 2003	9:22.77	9:29.52	11
163 RENOUIARD Flavie	FRA	10 SEP 2000	9:19.07	9:21.50	9
210 TAIT Sarah	GBR	26 MAR 2001	9:27.80	9:27.80	21
243 BUDDE Adia	GER	29 JUL 2005	9:32.47	9:32.47	25
303 KALLIMOGIANNI Vasiliki	GRE	13 NOV 2004	9:55.01	9:55.01	42
360 URBÁN Zita	HUN	22 APR 2002	9:45.01	9:51.33	36
397 COLLI Gaia	ITA	1 APR 1999	9:54.75	9:54.75	39
453 LINKUTE Aukse	LTU	24 DEC 1999	10:19.90	10:19.90	72
488 BAKKER Veerle	NED	29 SEP 1997	9:30.67	9:30.67	24
545 KRÓLIK Kinga	POL	26 SEP 1999	9:22.14	9:22.14	12
606 TABORDA Laura	POR	1 JAN 1999	9:35.67	9:46.17	27
676 SCHERRER Chiara	SUI	24 JAN 1996	9:20.28		
685 CRONHOLM Ebba	SWE	14 JUN 2005	9:46.53	9:46.53	46
731 DUTKEVICH Victoria	UKR	30 DEC 1997	10:27.45	10:27.47	

Total Number of Entries: 16
Total number of NOCs: 16

Entry List by Event

100m Hurdles Women

Name	Ctry	Date of Birth	Personal Best	Season Best	European Ranking
48 JIRANOVÁ Helena	CZE	5 MAR 1995	13.19	13.26	32
52 BENACH Xènia	ESP	22 MAR 2000	13.00	13.00	65
113 NEZIRI Nooralotta	FIN	9 NOV 1992	12.80	12.80	14
146 ALESSANDRINI Sacha	FRA	7 JUN 1999	12.77	12.77	19
238 BARRETT Alicia	GBR	25 MAR 1998	13.02	13.32	83
256 LOBE Ricarda	GER	13 APR 1994	12.89	12.91	38
302 IOSIFIDOU Sofia	GRE	24 MAR 1998	13.18	13.49	59
352 KOZÁK Luca	HUN	1 JUN 1996	12.69	12.83	17
395 CARMASSI Giada	ITA	15 MAY 1994	12.69	12.69	6
450 JUŠKEVICIUTE Beatrice	LTU	10 JAN 2000	12.87	13.32	63
508 VISSER Nadine	NED	9 FEB 1995	12.36	12.49	2
551 SKRZYSZOWSKA Pia	POL	20 APR 2001	12.37	12.67	4
604 SERENO Melissa	POR	16 MAR 2005	13.27	13.27	108
640 KAMBUNDJI Ditaji	SUI	20 MAY 2002	12.40	12.66	3
693 MAUNSBACH Maja	SWE	13 JAN 2001	13.09	13.09	96
730 BUDZYNSKA Iryna	UKR	4 JAN 2001	13.09	13.09	50

Total Number of Entries: 16
Total number of NOCs: 16

Entry List by Event

400m Hurdles Women

Name	Ctry	Date of Birth	Personal Best	Season Best	European Ranking
2 CYMBÁLOVÁ Zuzana	CZE	23 AUG 2001	56.62	56.62	56
59 FRA Daniela	ESP	29 FEB 2000	55.27	55.27	25
104 HALONEN Kristiina	FIN	10 OCT 1997	55.32	55.32	13
192 MONTOYA Emma	FRA	30 APR 1999	56.35	56.35	
204 NIELSEN Lina	GBR	13 MAR 1996	54.43	54.66	5
250 KELETY Elena	GER	4 SEP 1999	54.79	54.79	7
314 ZENEGIA Laoura	GRE	5 NOV 2003	57.08	58.35	81
354 MÁTÓ Sára	HUN	23 DEC 2000	55.35	55.67	21
401 FOLORUNSO Ayomide	ITA	17 OCT 1996	53.89	54.21	3
461 SARAFINAITE Ema	LTU	7 JUN 2004	1:00.17	1:04.55	
493 FRANKE Nina	NED	2002	57.45	57.45	51
542 GRYC Anna	POL	16 OCT 1999	55.62	55.62	29
596 DIALLO Fatoumata Binta	POR	6 APR 2000	54.65	54.96	9
651 WERNLI Lena	SUI	5 FEB 2001	55.28	55.28	35
686 GRANAT Moa	SWE	8 AUG 2004	55.37	55.37	18
745 MELNYK Tetiana	UKR	2 APR 1995	57.40	58.25	

Total Number of Entries: 16
Total number of NOCs: 16

Entry List by Event

High Jump Women

Name	Ctry	Date of Birth	Personal Best	Season Best	European Ranking
5 HRUBÁ Michaela	CZE	21 FEB 1998	1.95	1.94	18
54 BONET Ona	ESP	29 MAR 2006	1.88	1.88	44
120 TUURI Heta	FIN	14 JAN 1995	1.91	1.87	32
152 GICQUEL Solène	FRA	1 DEC 1994	1.92	1.88	15
198 BORTHWICK Emily	GBR	2 SEP 1997	1.95	1.84	60
262 ONNEN Imke	GER	17 AUG 1994	1.97	1.97	9
301 GKOUSIN Tatiana	GRE	26 JAN 1994	1.94	1.91	17
344 BÁTORI Lilianna	HUN	14 MAR 2007	1.93	1.93	24
410 PIERONI Idea	ITA	18 SEP 2002	1.93	1.92	19
445 BAIKŠTYTE Urte	LTU	8 MAY 1999	1.92	1.84	41
509 WEERMAN Britt	NED	13 JUN 2003	1.96	1.88	14
559 ZODZIK Maria	POL	19 JAN 1997	1.98	1.98	8
593 CANDÉ Natacha	POR	25 JAN 2007	1.82	1.82	97
649 WEBER Céline	SUI	4 MAR 2006	1.84	1.84	87
695 NILSSON Engla	SWE	20 MAY 2005	1.94	1.94	10
743 MAHUCHIKH Yaroslava	UKR	19 SEP 2001	2.10	2.02	1

Total Number of Entries: 16

Total number of NOCs: 16

Entry List by Event

Pole Vault Women

Name	Ctry	Date of Birth	Personal Best	Season Best	European Ranking
18 ŠVÁBÍKOVÁ Amálie	CZE	22 NOV 1999	4.80	4.73	4
57 CLEMENTE Monica	ESP	20 MAY 1996	4.45	4.26	48
101 ANDERSSON Saga	FIN	30 MAR 2000	4.52	4.52	23
147 BONNIN Marie-Julie	FRA	17 DEC 2001	4.75	4.75	6
211 TUTTON Gemma	GBR	8 NOV 2004	4.42	4.42	55
263 PETERSHOFEN Friedelinde	GER	19 AUG 1995	4.55	4.35	54
294 ADAMOPOULOU Ariadni	GRE	19 DEC 2000	4.50	4.46	17
350 KLEKNER Hanga	HUN	24 SEP 1999	4.57	4.51	14
439 MOLINAROLO Elisa	ITA	29 JAN 1994	4.70	4.60	7
454 MIKLYCIUTE Rugilė	LTU	4 MAY 2005	4.26	4.26	68
492 de JONG Elise	NED	8 APR 2006	4.50	4.50	27
540 GABORSKA Zofia	POL	4 AUG 2004	4.23	4.23	61
602 PEREIRA Cátia	POR	5 JUL 1989	4.35	3.80	192
646 MOSER Angelica	SUI	9 OCT 1997	4.88	4.80	1
681 ALVERO Sandra	SWE	25 JAN 2001	4.35	4.35	82
740 KYLYPKO Maryna	UKR	10 NOV 1995	4.70	4.50	39

Total Number of Entries: 16
Total number of NOCs: 16

Entry List by Event

Long Jump Women

Name	Ctry	Date of Birth	Personal Best	Season Best	European Ranking
21 VOLNÁ Daniela	CZE	13 JUN 2002	6.49	6.49	64
58 DIAME Fátima	ESP	22 SEP 1996	6.82	6.74	9
105 KÄHÄRÄ Jessica	FIN	1 AUG 2001	6.68	6.68	15
156 KPATCHA Hilary	FRA	5 MAY 1998	7.02	7.02	5
208 SAWYERS Jazmin	GBR	21 MAY 1994	7.00	6.89	
260 MIHAMBO Malaika	GER	3 FEB 1994	7.30	7.07	1
297 BESI Natalia	GRE	5 AUG 1997	6.62	6.62	36
343 BÁNHIDI-FARKAS Petra	HUN	30 APR 1999	6.77	6.74	21
404 IAPICHINO Larissa	ITA	18 JUL 2002	7.06	7.06	2
458 PETROKAITE Jogailė	LTU	30 SEP 1995	6.76	6.54	16
494 HONDEMA Pauline	NED	28 MAR 2000	6.76	6.70	11
549 MATUSZEWICZ Anna	POL	5 APR 2003	6.71	6.71	12
595 de SOUSA Agate	POR	5 JUN 2000	7.03	6.73	7
639 KÄLIN Annik	SUI	27 APR 2000	6.90	6.90	3
697 SAGNIA Khaddi	SWE	20 APR 1994	6.95	6.69	
741 LISTUNOVA Alina	UKR	26 SEP 2003	6.49	6.49	53

Total Number of Entries: 16
Total number of NOCs: 16

Entry List by Event

Triple Jump Women

Name	Ctry	Date of Birth	Personal Best	Season Best	European Ranking
17 SUCHÁ Linda	CZE	28 SEP 2001	13.86	13.86	24
96 GONZALEZ Maria	ESP	26 SEP 2001	13.37	13.37	77
118 SALMINEN Senni	FIN	29 JAN 1996	14.63	14.07	9
153 GUILLAUME Ilionis	FRA	13 JAN 1998	14.59	14.15	4
199 FORDE-WELLS Georgina	GBR	14 NOV 2002	13.98	13.98	39
248 JOYEUX Caroline	GER	26 MAR 2001	14.45	14.45	19
305 KORENEVA Oxana	GRE	29 SEP 1992	14.03	14.03	17
362 VIRÓK Erna	HUN	18 FEB 2000	13.27	13.27	57
441 SARACENI Erika Giorgia Anoeta	ITA	21 MAY 2006	14.01	14.01	25
451 KILTY Dovile	LTU	14 JUL 1993	14.28	13.86	12
498 LEERDAM Kellynsia	NED	8 AUG 2001	13.18	13.18	68
546 LASKOWSKA Adrianna	POL	2 MAR 1996	14.12	13.89	22
598 GOMES Lucinda	POR	16 APR 1995	13.54	13.54	55
636 FERBER Hanna	SUI	1 JUL 2002	12.73	12.73	204
683 ÅSKAG Maja	SWE	18 DEC 2002	14.27	14.06	8
729 BARANIVSKA Viktoriia	UKR	19 DEC 2002	13.94	13.92	28

Total Number of Entries: 16

Total number of NOCs: 16

Entry List by Event

Shot Put Women

Name	Ctry	Date of Birth	Personal Best	Season Best	European Ranking
10 MAZUROVÁ Martina	CZE	18 MAR 2005	16.60	16.60	42
72 TOIMIL María Belén	ESP	5 MAY 1994	18.80	17.60	12
117 ROUVALI Eveliina	FIN	16 APR 1997	17.96	17.96	25
160 NGANDU-NTUMBA Amanda	FRA	24 JUN 2000	17.11	16.85	38
212 VINCENT Serena	GBR	5 DEC 2001	17.78	17.41	22
261 OGUNLEYE Yemisi	GER	3 OCT 1998	20.27	20.27	2
309 RAFAILIDOU Maria	GRE	29 JAN 2007	16.35	16.35	55
345 BEREGSZÁSI Renáta	HUN	17 JUN 2001	16.86	16.86	34
413 VERTERAMO Sara	ITA	7 MAY 2002	16.70	16.70	40
447 GUMBS Ieva	LTU	23 NOV 1994	17.25	16.07	
501 SCHILDER Jessica	NED	19 MAR 1999	20.69	20.69	1
543 KARDASZ Klaudia	POL	2 MAY 1996	18.63	17.31	16
599 INCHUDE Jessica	POR	25 MAR 1996	19.21	19.21	4
644 MAZENAUER Miryam	SUI	19 FEB 2000	17.48	17.48	27
696 ROOS Fanny	SWE	2 JAN 1995	19.66	19.66	3
732 GOLODNA Olha	UKR	14 NOV 1991	18.72	17.20	32

Total Number of Entries: 16
Total number of NOCs: 16

Entry List by Event

Discus Throw Women

Name	Ctry	Date of Birth	Personal Best	Season Best	European Ranking
20 TICHÁ Barbora	CZE	16 SEP 1999	56.07	55.31	48
64 LOPEZ Ines	ESP	19 AUG 2003	57.93	57.93	34
110 LEVEELAHTI Helena	FIN	30 SEP 1999	57.09	56.35	42
166 ROBERT-MICHON Melina	FRA	18 JUL 1979	66.73	64.02	12
205 OBAMAKINWA Zara	GBR	30 MAR 2004	58.17	58.17	35
245 CRAFT Shanice	GER	15 MAY 1993	68.10	68.10	9
295 ANAGNOSTOPOULOU Chrysoula	GRE	27 AUG 1991	62.40	57.77	31
349 KERESKES Dóra	HUN	19 APR 1994	57.42	53.73	57
407 OSAKUE Daisy	ITA	16 JAN 1996	64.57	63.10	10
447 GUMBS Ieva	LTU	23 NOV 1994	64.98	61.86	16
507 van KLINKEN Jorinde	NED	2 FEB 2000	70.22	66.42	2
558 ZABAWSKA Daria	POL	16 APR 1995	62.36	61.41	18
592 CÁ Liliana	POR	5 NOV 1986	66.40	65.35	8
634 BORIN Giada	SUI	11 APR 2005	50.53	50.53	109
689 KAMGA Vanessa	SWE	19 NOV 1998	65.14	64.70	4
746 SEMENOVA Nataliya	UKR	7 JUL 1982	64.70	54.36	

Total Number of Entries: 16
Total number of NOCs: 16

Entry List by Event

Hammer Throw Women

Name	Ctry	Date of Birth	Personal Best	Season Best	European Ranking
4 HOLCOVÁ Tereza	CZE	11 MAY 2000	66.55	66.55	45
68 REDONDO Laura	ESP	3 JUL 1988	72.00	68.35	34
107 KOSONEN Silja	FIN	16 DEC 2002	77.07	77.07	1
157 LOGA Rose	FRA	27 JUL 2002	73.17	73.17	6
207 PURCHASE Anna	GBR	15 SEP 1999	73.02	71.77	11
253 KUHN Aileen	GER	27 NOV 2003	72.48	72.48	15
310 SCARVELIS Stamatia Alexandra	GRE	17 AUG 1995	71.43	70.37	16
356 NÉMETH Zsanett	HUN	19 DEC 2000	67.43	66.92	35
400 FANTINI Sara	ITA	16 SEP 1997	75.77	72.37	5
452 KUCINSKAITE Radha	LTU	6 SEP 2006	40.59	40.59	
502 SMINK Lotte	NED	26 DEC 2000	65.69	65.69	72
557 WLODARCZYK Anita	POL	8 AUG 1985	82.98	72.81	2
603 PESTANA Mariana	POR	18 APR 2001	68.50	66.41	57
647 NOWACK Iris	SUI	23 MAR 2005	60.41	60.41	120
687 HALLERTH Rebecka	SWE	4 JAN 1996	72.62	68.68	18
738 KLYMETS Iryna	UKR	4 OCT 1994	73.56	69.39	23

Total Number of Entries: 16
Total number of NOCs: 16

Entry List by Event

Javelin Throw Women

Name	Ctry	Date of Birth	Personal Best	Season Best	European Ranking
23 ŽELEZNÁ Andrea	CZE	4 JUL 1993	60.88	60.88	13
69 RODRIGUEZ Paula	ESP	21 JUL 2003	55.10	55.10	56
108 KÖSSI Pilke	FIN	27 NOV 2001	58.15	58.15	139
159 MINARD Alizée	FRA	6 MAY 1997	58.87	58.87	20
214 WALTON Bekah	GBR	20 SEP 1999	59.95	59.38	25
264 ULBRICHT Julia	GER	28 NOV 2000	61.02	61.02	19
313 TZENGKO Elina	GRE	2 SEP 2002	65.81	64.90	2
346 BOGDÁN Annabella	HUN	7 APR 1992	61.09	56.86	38
408 PADOVAN Paola	ITA	4 DEC 1995	57.41	55.75	41
448 JASIUNAITE Liveta	LTU	26 JUL 1994	63.98	62.38	14
497 LAFONTAINE Dewi	NED	8 JAN 1999	56.26	56.26	42
538 ANDREJCZYK Maria	POL	9 MAR 1996	71.40	58.82	6
607 TROVOADA Marta	POR	30 OCT 2005	49.96	46.84	150
641 KOLLER Jenice	SUI	10 OCT 2005	52.09	52.09	83
692 LANTZ Beatrice	SWE	22 OCT 1997	55.54	55.54	46
728 BANYRA Viktoriya	UKR	7 APR 1999	53.00	44.88	

Total Number of Entries: 16

Total number of NOCs: 16

Entry List by Event

4x100m Relay Women

Name	Ctry	National Record	Season Best
Czechia	CZE	42.98	44.49
DANECKOVÁ Silvie KVASNICKOVÁ Pavla ŠAFÁROVÁ Johanka SOBOTKOVÁ Klára SOCHOROVÁ Adéla TÁBORSKÁ Terezie			
Spain	ESP	42.18	42.18
BESTUÉ Jaël CARRILLO Lucia CLADERA Esperança GUIU Elena PÉREZ Maria Isabel SEVILLA Paula			
Finland	FIN	43.37	
KEMPPINEN Lotta NEZIRI Nooralotta PULKKINEN Aino PURSIAINEN Anna TAINIO Emma			
France	FRA	41.78	43.06
DENON Noemie JEAN CHARLES Lucie PARISOT Helene RICHARD Sarah RISKWAIT Naomi ZAHY Carolle			
Great Britain & Ni	GBR	41.55	42.21
BARRETT Alicia BENNETT Rachel HENRY Desiree NEWNHAM Emily PAWLETT Abigail SIBBONS Aleeya WILLIAMS Bianca			
Germany	GER	41.37	42.98
ERNST Jolina JUNK Sophia KWAYIE Lisa Marie MAYER Lisa MAYER Sina			
Greece	GRE	43.07	46.67
EMMANOULIDOU Polyniki IOSIFIDOU Sofia KAMPERIDOU Sofia MICHAILIDOU Styliani-Alexandra SPANOUDAKI-CHATZIRIGA Rafailia TSOUKALA Dimitra			
Hungary	HUN	43.38	46.45
CSÓTI Jusstina KOCSIS Anna Luca KOZÁK Luca SULYÁN Alexa SZENTGYÖRGYI Zita TAKÁCS Boglárka			

Entry List by Event

4x100m Relay Women

Name	Ctry	National Record	Season Best
Italy	ITA	42.14	43.12
BERTELLO Gaya			
DOSSO Zaynab			
FONTANA Vittoria			
HOOPER Gloria			
KADDARI Dalia			
PAVESE Alessia			
Lithuania	LTU	43.95	45.25
JONAUSKYTE Akvile			
MISIUNAITE Eva			
OŽECHAUSKAITE Andre			
PETROKAITE Jogaile			
RUPŠYTE Ema			
SABAITYTE Lukrecija			
Netherlands	NED	42.04	43.13
BISSCHOPS Minke			
de BLAAUW Britt			
KLAVER Lieke			
van de WIEL Anne			
van HUNENSTIJN Marije			
VISSER Nadine			
Poland	POL	42.61	43.38
GAJOSZ Wiktoria			
NIEMCZYK Magdalena			
STEFANOWICZ Magdalena			
SWOBODA Ewa			
TSIMANOUSKAYA Krystsina			
ZUKOWSKA Jagoda			
Portugal	POR	43.85	44.16
ANDRADE Beatriz			
BAZOLO Lorène Dorcas			
CASTELHANO Beatriz			
GANDULLA Arialis			
SILVA Íris			
Switzerland	SUI	42.05	43.04
BÜRGI Céline			
FREY Géraldine			
KORA Salomé			
POINTET Léonie			
WEISS Lena			
Sweden	SWE	43.61	45.35
ANDERBERG Nikki			
BERNHARDSSON Jamilia			
HENRIKSSON Julia			
SVENSON Wilma			
Ukraine	UKR	42.04	44.62
HONCHARENKO Diana			
KARANDUKOVA Anna			
KAYSEN Tetiana			
KHAVAN Danyila			
LOCHMAN Anisila			

Total Number of Entries: 16

Total number of NOCs: 16

Entry List by Event

4x400m Relay Mixed

Name	Ctry	National Record	Season Best
Czechia	CZE	3:11.98	
KRSEK Matej MÜLLER Vít ŠCIBRÁNI Milan CYMBÁLOVÁ Zuzana MALÍKOVÁ Barbora VONDROVÁ Lada			
Spain	ESP	3:12.55	3:12.55
ARENAS Julio BEA Manuel GUIJARRO Manuel AVILÉS Carmen HERVAS Blanca SEVILLA Paula			
Finland	FIN	3:27.31	
AALTO Eljas ALATUPA Konsta VÄLIMÄKI Eemeli BAAS Mette HALONEN Kristiina LEHIKOINEN Viivi			
France	FRA	3:10.60	3:12.66
ANDANT Téo BIRON Gilles SPILLMANN Yann DEAU Alexe PELTIER Fanny			
Great Britain & Ni	GBR	3:08.01	3:13.28
BLACKMAN Evan HARRIES Toby REARDON Samuel IVES Abigail NEWNHAM Emily NIELSEN Lina			
Germany	GER	3:12.94	3:13.35
ABUAKU Joshua BREDAU Jean Paul PRENZ Tyrel SANDERS Manuel GORR Irina LAKNER Jana MARTIN Johanna			
Greece	GRE	3:20.81	
ANDREADIS Vladimiro FRANKS George John SIMONI Ioannis FERRA Andrianna PAPAVASILEIOU Alexia TSOUKALA Dimitra ZENEGIA Laoura			

Entry List by Event

4x400m Relay Mixed

Name	Ctry	National Record	Season Best
Hungary ENYINGI Patrik Simon KOVÁCS Árpád KUBASI János KRISZT Sarolta MÁTÓ Sára MOLNÁR Janka	HUN	3:14.08	
Italy ACETI Vladimir BENATI Lorenzo LOPEZ Brayan SCOTTI Edoardo BONORA Alessandra MANGIONE Alice TROIANI Virginia	ITA	3:10.69	3:12.53
Lithuania AUKŠTUOLIS Edvardas KERŠULIS Tomas SUTKUS Lukas AUŠRAITE Eva MORAUSKAITE Modesta Juste SARAFINAITE Ema	LTU	3:15.95	3:24.49
Netherlands BLAKE Keenan DOROTHEA Netanel PHUIFFERS Jonas FRANKE Nina van der SCHOOT Myrte	NED	3:07.43	
Poland DUSZYNSKI Kajetan SOLTYSIAK Daniel SZWED Maksymilian BUKOWIECKA Natalia LOZOWSKA Karolina SWIETY-ERSETIC Justyna	POL	3:09.87	3:12.70
Portugal dos SANTOS Ricardo ELKHATIB Omar TAVARES Ericsson DIALLO Fatoumata Binta LAVRESHINA Sofia VANESSA Carina	POR	3:14.06	
Switzerland BONVIN Julien GENDRE Vincent PETRUCCIANI Ricky GUBELMANN Catia WERNLI Lena	SUI	3:12.77	3:16.27
Sweden EDLUND Oskar THID David KIMUMBA Marie WESTER Elna	SWE	3:17.93	

Entry List by Event

4x400m Relay Mixed

Name	Ctry	National Record	Season Best
Ukraine	UKR	3:14.06	
BARABANOV Mykyta			
DANYLENKO Danylo			
POHORILKO Oleksandr			
MELNYK Tetiana			
SHOSTAK Maryana			

Total Number of Entries: 16

Total number of NOCs: 16

