

Results

100m Men
Round 1

12 AUG 2014 / 18:28

Rank	Name	Nat	Date of Birth	Lane	Result	
1	VICAUT Jimmy	FRA	27 FEB 1992	2	10.06	Q
2	LEMAITRE Christophe	FRA	11 JUN 1990	3	10.16	Q
3	CHAMBERS Dwain	GBR	5 APR 1978	4	10.18	Q
4	AIKINES-ARYEETEY Harry	GBR	29 AUG 1988	1	10.19	Q
5	DASAOLU James	GBR	5 SEP 1987	2	10.22	Q
6	JAKUBCZYK Lucas	GER	28 APR 1985	7	10.23	Q
7	NASCIMENTO Yazaldes	POR	17 APR 1986	3	10.27	Q
8	SAIDY NDURE Jaysuma	NOR	1 JAN 1984	8	10.30	Q
9	MARTINA Churandy	NED	3 JUL 1984	7	10.31	Q
10	IDRISOV Mikhail	RUS	21 JUN 1988	6	10.32	Q
11	REUS Julian	GER	29 APR 1988	4	10.32	Q
12	OBOU Delmas	ITA	25 OCT 1991	2	10.32	Q SB
13	CÎMPEANU Catalin	ROU	10 MAR 1985	5	10.34	Q =SB
14	RANTALA Eetu	FIN	5 JUN 1993	8	10.36	Q
15	KNIPPHALS Sven	GER	20 SEP 1985	5	10.37	Q
16	KORZH Vitaliy	UKR	5 OCT 1987	7	10.38	q
17	CERUTTI Fabio	ITA	26 SEP 1985	6	10.40	Q
17	SAKALAUSKAS Rytis	LTU	27 JUN 1987	5	10.40	q =SB
19	ARAJS Ronalds	LAT	29 NOV 1987	3	10.41	q SB
19	DIMITROV Denis	BUL	10 FEB 1994	8	10.41	Q
19	VELEBA Jan	CZE	6 DEC 1986	7	10.41	q
22	MANCINI Pascal	SUI	18 APR 1989	7	10.43	Q
23	CODRINGTON Giovanni	NED	17 JUL 1988	8	10.43	Q
24	RODRÍGUEZ Ángel David	ESP	25 APR 1980	4	10.44	Q
24	SCHENKEL Reto Amaru	SUI	28 APR 1988	6	10.44	
26	KUBACZYK Robert	POL	4 AUG 1986	5	10.45	
27	STERYIOÚLIS Efthímios	GRE	9 FEB 1985	2	10.46	
28	MOORE Kevin	MLT	29 JUL 1990	5	10.49	NR
29	KLING-BAPTISTE Tom	SWE	29 AUG 1990	6	10.50	
30	ROSE Odain	SWE	19 JUL 1992	8	10.53	
31	VILES Eduard	ESP	8 FEB 1991	3	10.57	
32	ANDERSSON Patrik	SWE	29 MAR 1991	3	10.61	
32	ANTUNES Diogo	POR	2 NOV 1992	4	10.61	
34	KREMENSKI Petar	BUL	14 JAN 1991	4	10.87	
35	TROMP Jorén	NED	1 NOV 1988	2	11.28	
36	BOLLATI Thomas	MON	18 OCT 1994	1	11.94	PB
	GULIYEV Ramil	TUR	29 MAY 1990	6	DQ	R 162.7

100m Men

Round 1 Heat 1/5

12 AUG 2014 / 18:28

Wind: +0.4 m/s

Rank	Name	Nat	Date of Birth	Lane	Reaction time	Result
1	LEMAITRE Christophe	FRA	11 JUN 1990	3	0.137	10.16 Q
2	IDRISOV Mikhail	RUS	21 JUN 1988	6	0.153	10.32 Q
3	REUS Julian	GER	29 APR 1988	4	0.126	10.32 Q
4	RANTALA Eetu	FIN	5 JUN 1993	8	0.151	10.36 Q
5	KORZH Vitaliy	UKR	5 OCT 1987	7	0.153	10.38 q
6	SAKALAUSKAS Rytis	LTU	27 JUN 1987	5	0.158	10.40 q =SB
7	STERYIOÚLIS Efthímios	GRE	9 FEB 1985	2	0.135	10.46

INTERNET Service: www.european-athletics.org

Timing, Measurement & Data Service by  OMEGA

printed at SUN 17 AUG 2014 18:49

Page 1 of 132

Results

100m Men

Round 1 Heat 2/5

12 AUG 2014 / 18:35

Wind: -0.4 m/s

Rank	Name	Nat	Date of Birth	Lane	Reaction time	Result	
1	CHAMBERS Dwain	GBR	5 APR 1978	4	0.152	10.18	Q
2	JAKUBCZYK Lucas	GER	28 APR 1985	7	0.215	10.23	Q
3	CÎMPEANU Catalin	ROU	10 MAR 1985	5	0.159	10.34	Q =SB
4	CERUTTI Fabio	ITA	26 SEP 1985	6	0.131	10.40	Q
5	ARAJIS Ronalds	LAT	29 NOV 1987	3	0.128	10.41	q SB
6	ROSE Odain	SWE	19 JUL 1992	8	0.170	10.53	
7	TROMP Jorén	NED	1 NOV 1988	2	0.162	11.28	
8	BOLLATI Thomas	MON	18 OCT 1994	1	0.151	11.94	PB

100m Men

Round 1 Heat 3/5

12 AUG 2014 / 18:42

Wind: -0.1 m/s

Rank	Name	Nat	Date of Birth	Lane	Reaction time	Result	
1	DASAOLU James	GBR	5 SEP 1987	2	0.182	10.22	Q
2	MARTINA Churandy	NED	3 JUL 1984	7	0.141	10.31	Q
3	KNIPPHALS Sven	GER	20 SEP 1985	5	0.149	10.37	Q
4	DIMITROV Denis	BUL	10 FEB 1994	8	0.151	10.41	Q
5	KLING-BAPTISTE Tom	SWE	29 AUG 1990	6	0.160	10.50	
6	VILES Eduard	ESP	8 FEB 1991	3	0.175	10.57	
7	ANTUNES Diogo	POR	2 NOV 1992	4	0.136	10.61	

100m Men

Round 1 Heat 4/5

12 AUG 2014 / 18:49

Wind: -0.1 m/s

Rank	Name	Nat	Date of Birth	Lane	Reaction time	Result	
1	VICAUT Jimmy	FRA	27 FEB 1992	2	0.169	10.06	Q
2	MANCINI Pascal	SUI	18 APR 1989	7	0.135	10.43	Q
3	CODRINGTON Giovanni	NED	17 JUL 1988	8	0.174	10.43	Q
4	RODRÍGUEZ Ángel David	ESP	25 APR 1980	4	0.164	10.44	Q
5	KUBACZYK Robert	POL	4 AUG 1986	5	0.126	10.45	
6	ANDERSSON Patrik	SWE	29 MAR 1991	3	0.158	10.61	
	GULIYEV Ramil	TUR	29 MAY 1990	6		DQ	R 162.7

100m Men

Round 1 Heat 5/5

12 AUG 2014 / 18:56

Wind: 0.0 m/s

Rank	Name	Nat	Date of Birth	Lane	Reaction time	Result	
1	AIKINES-ARYEETAY Harry	GBR	29 AUG 1988	1	0.149	10.19	Q
2	NASCIMENTO Yazaldes	POR	17 APR 1986	3	0.148	10.27	Q
3	SAIDY NDURE Jaysuma	NOR	1 JAN 1984	8	0.212	10.30	Q
4	OBOU Delmas	ITA	25 OCT 1991	2	0.153	10.32	Q SB
5	VELEBA Jan	CZE	6 DEC 1986	7	0.153	10.41	q
6	SCHENKEL Reto Amaru	SUI	28 APR 1988	6	0.164	10.44	
7	MOORE Kevin	MLT	29 JUL 1990	5	0.174	10.49	NR
8	KREMENSKI Petar	BUL	14 JAN 1991	4	0.166	10.87	

Qualified: First 4 in each heat (Q) and 4 best performers (q) advance to the Semifinals

Results

100m Men
Semifinal

13 AUG 2014 / 19:46

Rank	Name	Nat	Date of Birth	Lane	Result
1	DASAOLU James	GBR	5 SEP 1987	6	10.04 Q
2	LEMAITRE Christophe	FRA	11 JUN 1990	3	10.10 Q SB
3	AIKINES-ARYEETEY Harry	GBR	29 AUG 1988	6	10.21 Q
4	JAKUBCZYK Lucas	GER	28 APR 1985	6	10.23 Q
4	SAIDY NDURE Jaysuma	NOR	1 JAN 1984	4	10.23 q
6	CHAMBERS Dwain	GBR	5 APR 1978	5	10.25 Q
7	ĆIMPEANU Catalin	ROU	10 MAR 1985	8	10.29 Q SB
8	NASCIMENTO Yazaldes	POR	17 APR 1986	5	10.30 q
9	MARTINA Churandy	NED	3 JUL 1984	5	10.34
10	REUS Julian	GER	29 APR 1988	4	10.35
11	CERUTTI Fabio	ITA	26 SEP 1985	7	10.36
12	KNIPPHALS Sven	GER	20 SEP 1985	8	10.37
13	MANCINI Pascal	SUI	18 APR 1989	3	10.38
13	VELEBA Jan	CZE	6 DEC 1986	2	10.38
15	KORZH Vitaliy	UKR	5 OCT 1987	2	10.39
16	CODRINGTON Giovanni	NED	17 JUL 1988	8	10.39
17	OBOU Delmas	ITA	25 OCT 1991	7	10.41
18	IDRISOV Mikhail	RUS	21 JUN 1988	4	10.41
19	SAKALAUSKAS Rytis	LTU	27 JUN 1987	1	10.44
20	ARAJIS Ronalds	LAT	29 NOV 1987	1	10.52
21	RANTALA Eetu	FIN	5 JUN 1993	7	10.54
22	RODRÍGUEZ Ángel David	ESP	25 APR 1980	2	10.76
23	DIMITROV Denis	BUL	10 FEB 1994	1	10.98
	VICAUT Jimmy	FRA	27 FEB 1992	3	DNS

100m Men
Semifinal 1/3

13 AUG 2014 / 19:46

Wind: -0.8 m/s

Rank	Name	Nat	Date of Birth	Lane	Reaction time	Result
1	AIKINES-ARYEETEY Harry	GBR	29 AUG 1988	6	0.166	10.21 Q
2	ĆIMPEANU Catalin	ROU	10 MAR 1985	8	0.155	10.29 Q SB
3	NASCIMENTO Yazaldes	POR	17 APR 1986	5	0.180	10.30 q
4	REUS Julian	GER	29 APR 1988	4	0.123	10.35
5	CERUTTI Fabio	ITA	26 SEP 1985	7	0.126	10.36
6	VELEBA Jan	CZE	6 DEC 1986	2	0.148	10.38
7	DIMITROV Denis	BUL	10 FEB 1994	1	0.150	10.98
	VICAUT Jimmy	FRA	27 FEB 1992	3		DNS


100m Men
Semifinal 2/3

13 AUG 2014 / 19:54

Wind: +0.6 m/s

Rank	Name	Nat	Date of Birth	Lane	Reaction time	Result
1	DASAOLU James	GBR	5 SEP 1987	6	0.172	10.04 Q
2	LEMAITRE Christophe	FRA	11 JUN 1990	3	0.142	10.10 Q SB
3	SAIDY NDURE Jaysuma	NOR	1 JAN 1984	4	0.150	10.23 q
4	MARTINA Churandy	NED	3 JUL 1984	5	0.146	10.34
5	KNIPPHALS Sven	GER	20 SEP 1985	8	0.128	10.37
6	ARAJIS Ronalds	LAT	29 NOV 1987	1	0.144	10.52
7	RANTALA Eetu	FIN	5 JUN 1993	7	0.138	10.54
8	RODRÍGUEZ Ángel David	ESP	25 APR 1980	2	0.157	10.76

INTERNET Service: www.european-athletics.org

Timing, Measurement & Data Service by  OMEGA

printed at SUN 17 AUG 2014 18:49

Page 3 of 132

Results

100m Men
Semifinal 3/3

13 AUG 2014 / 20:02

Wind: -1.1 m/s

Rank	Name	Nat	Date of Birth	Lane	Reaction time	Result
1	JAKUBCZYK Lucas	GER	28 APR 1985	6	0.169	10.23 Q
2	CHAMBERS Dwain	GBR	5 APR 1978	5	0.149	10.25 Q
3	MANCINI Pascal	SUI	18 APR 1989	3	0.126	10.38
4	KORZH Vitaliy	UKR	5 OCT 1987	2	0.141	10.39
5	CODRINGTON Giovanni	NED	17 JUL 1988	8	0.146	10.39
6	OBOU Delmas	ITA	25 OCT 1991	7	0.121	10.41
7	IDRISOV Mikhail	RUS	21 JUN 1988	4	0.151	10.41
8	SAKALAIUSKAS Rytis	LTU	27 JUN 1987	1	0.153	10.44

Qualified: First 2 in each heat (Q) and 2 best performers (q) advance to the Final

100m Men
Final

13 AUG 2014 / 21:49

Wind: -0.4 m/s

Rank	Name	Nat	Date of Birth	Lane	Reaction time	Result
1	DASAOLU James	GBR	5 SEP 1987	3	0.166	10.06
2	LEMAITRE Christophe	FRA	11 JUN 1990	6	0.158	10.13
3	AIKINES-ARYEETEY Harry	GBR	29 AUG 1988	5	0.153	YC 10.22 R 162.5b
4	CHAMBERS Dwain	GBR	5 APR 1978	8	0.160	10.24
5	JAKUBCZYK Lucas	GER	28 APR 1985	4	0.147	10.25
6	SAIDY NDURE Jaysuma	NOR	1 JAN 1984	1	0.151	10.35
7	CIMPEANU Catalin	ROU	10 MAR 1985	7	0.168	10.44
8	NASCIMENTO Yazaldes	POR	17 APR 1986	2	0.151	10.46

Results

200m Men
Round 1

14 AUG 2014 / 12:05

Rank	Name	Nat	Date of Birth	Lane	Result	
1	GEMILI Adam	GBR	6 OCT 1993	6	20.39	Q
2	LEMAITRE Christophe	FRA	11 JUN 1990	4	20.43	Q
3	SMELYK Serhiy	UKR	19 APR 1987	5	20.49	Q
4	DESALU Eseosa	ITA	19 FEB 1994	4	20.55	Q PB
4	ELLINGTON James	GBR	6 SEP 1985	2	20.55	Q
6	GULIYEV Ramil	TUR	29 MAY 1990	6	20.59	Q
7	MARTINA Churandy	NED	3 JUL 1984	8	20.60	Q SB
8	WILSON Alex	SUI	19 SEP 1990	7	20.61	Q SB
9	TALBOT Danny	GBR	1 MAY 1991	6	20.63	Q
10	TSÁKONAS Likoúrgos-Stéfanos	GRE	8 MAR 1990	2	20.64	Q
11	MARANI Diego	ITA	27 APR 1990	8	20.65	Q
12	BASSAW Ben	FRA	9 JUL 1989	8	20.68	Q
13	MENGA Alex - Platini	GER	29 SEP 1987	1	20.71	q
14	EREWA Robin	GER	24 JUN 1991	3	20.72	q
15	RUIZ Sergio	ESP	21 OCT 1989	4	20.73	q SB
16	ZALEWSKI Karol	POL	7 AUG 1993	4	20.76	q
17	SAIDY NDURE Jaysuma	NOR	1 JAN 1984	7	20.78	
18	WISSMAN Johan	SWE	2 NOV 1982	8	20.82	
19	DEMONTE Enrico	ITA	25 SEP 1988	7	20.90	
20	DE OLIVEIRA Nil	SWE	3 SEP 1986	3	20.93	
21	ÅSTRAND Jonathan	FIN	9 SEP 1985	5	21.03	
21	MOORE Kevin	MLT	29 JUL 1990	5	21.03	NR
23	NIIT Marek	EST	9 AUG 1987	1	21.04	
24	SAFER Izzet	TUR	10 JUL 1990	3	21.06	
25	BURGUNDER Joel	SUI	20 MAY 1991	3	21.24	
26	LIMA David	POR	6 SEP 1990	6	21.25	
27	ŽUMER Jan	SLO	9 JUN 1982	7	21.47	
28	KREMENSKI Petar	BUL	14 JAN 1991	1	21.75	
29	PANDEV Riste	MKD	25 JAN 1994	2	21.96	
30	DE SA Mikel	AND	6 JUL 1990	2	22.54	
31	HALDNER Fabian	LIE	18 MAR 1992	5	23.06	
	REUS Julian	GER	29 APR 1988	1	DNS	

200m Men

Round 1 Heat 1/4

14 AUG 2014 / 12:05

Wind: -1.5 m/s

Rank	Name	Nat	Date of Birth	Lane	Reaction time	Result	
1	SMELYK Serhiy	UKR	19 APR 1987	5	0.155	20.49	Q
2	GULIYEV Ramil	TUR	29 MAY 1990	6	0.176	20.59	Q
3	BASSAW Ben	FRA	9 JUL 1989	8	0.178	20.68	Q
4	EREWA Robin	GER	24 JUN 1991	3	0.140	20.72	q
5	RUIZ Sergio	ESP	21 OCT 1989	4	0.145	20.73	q SB
6	DEMONTE Enrico	ITA	25 SEP 1988	7	0.146	20.90	
7	KREMENSKI Petar	BUL	14 JAN 1991	1	0.163	21.75	
8	PANDEV Riste	MKD	25 JAN 1994	2	0.181	21.96	

Results

200m Men

Round 1 Heat 2/4

14 AUG 2014 / 12:13

Wind: +0.4 m/s

Rank	Name	Nat	Date of Birth	Lane	Reaction time	Result
1	LEMAITRE Christophe	FRA	11 JUN 1990	4	0.151	20.43 Q
2	ELLINGTON James	GBR	6 SEP 1985	2	0.139	20.55 Q
3	WILSON Alex	SUI	19 SEP 1990	7	0.142	20.61 Q SB
4	WISSMAN Johan	SWE	2 NOV 1982	8	0.173	20.82
5	SAFER Izzet	TUR	10 JUL 1990	3	0.146	21.06
6	LIMA David	POR	6 SEP 1990	6	0.166	21.25
7	HALDNER Fabian	LIE	18 MAR 1992	5	0.172	23.06
	REUS Julian	GER	29 APR 1988	1		DNS

200m Men

Round 1 Heat 3/4

14 AUG 2014 / 12:21

Wind: -0.4 m/s

Rank	Name	Nat	Date of Birth	Lane	Reaction time	Result
1	TALBOT Danny	GBR	1 MAY 1991	6	0.154	20.63 Q
2	TSÁKONAS Likoúrgos-Stéfanos	GRE	8 MAR 1990	2	0.157	20.64 Q
3	MARANI Diego	ITA	27 APR 1990	8	0.154	20.65 Q
4	ZALEWSKI Karol	POL	7 AUG 1993	4	0.143	20.76 q
5	DE OLIVEIRA Nii	SWE	3 SEP 1986	3	0.154	20.93
6	MOORE Kevin	MLT	29 JUL 1990	5	0.155	21.03 NR
7	NIIT Marek	EST	9 AUG 1987	1	0.212	21.04
8	ŽUMER Jan	SLO	9 JUN 1982	7	0.159	21.47

200m Men

Round 1 Heat 4/4

14 AUG 2014 / 12:29

Wind: -0.2 m/s

Rank	Name	Nat	Date of Birth	Lane	Reaction time	Result
1	GEMILI Adam	GBR	6 OCT 1993	6	0.170	20.39 Q
2	DESALU Eseosa	ITA	19 FEB 1994	4	0.124	20.55 Q PB
3	MARTINA Churandy	NED	3 JUL 1984	8	0.155	20.60 Q SB
4	MENGA Alex - Platini	GER	29 SEP 1987	1	0.145	20.71 q
5	SAIDY NDURE Jaysuma	NOR	1 JAN 1984	7	0.199	20.78
6	ÅSTRAND Jonathan	FIN	9 SEP 1985	5	0.165	21.03
7	BURGUNDER Joel	SUI	20 MAY 1991	3	0.142	21.24
8	DE SA Mikel	AND	6 JUL 1990	2	0.239	22.54

Qualified: First 3 in each heat (Q) and 4 best performers (q) advance to the Semifinals

Results

200m Men
Semifinal

14 AUG 2014 / 20:15

Rank	Name	Nat	Date of Birth	Lane	Result
1	GEMILI Adam	GBR	6 OCT 1993	6	20.23 Q
2	LEMAITRE Christophe	FRA	11 JUN 1990	5	20.26 Q
3	SMELYK Serhiy	UKR	19 APR 1987	3	20.32 Q PB
4	MARANI Diego	ITA	27 APR 1990	7	20.36 Q PB
5	GULIYEV Ramil	TUR	29 MAY 1990	4	20.38 q NR
6	MARTINA Churandy	NED	3 JUL 1984	7	20.40 Q SB
7	TSÁKONAS Likoúrgos-Stéfanos	GRE	8 MAR 1990	5	20.40 Q PB
8	ELLINGTON James	GBR	6 SEP 1985	6	20.52
8	ZALEWSKI Karol	POL	7 AUG 1993	1	20.52 q
10	BASSAW Ben	FRA	9 JUL 1989	8	20.62
11	TALBOT Danny	GBR	1 MAY 1991	3	20.62
12	DESALU Eseosa	ITA	19 FEB 1994	4	20.73
13	WILSON Alex	SUI	19 SEP 1990	8	20.76
14	EREWA Robin	GER	24 JUN 1991	1	20.82
15	RUIZ Sergio	ESP	21 OCT 1989	2	20.85
16	MENGA Alex - Platini	GER	29 SEP 1987	2	20.89

200m Men
Semifinal 1/2

14 AUG 2014 / 20:15

Wind: -0.4 m/s

Rank	Name	Nat	Date of Birth	Lane	Reaction time	Result
1	LEMAITRE Christophe	FRA	11 JUN 1990	5	0.130	20.26 Q
2	SMELYK Serhiy	UKR	19 APR 1987	3	0.168	20.32 Q PB
3	MARANI Diego	ITA	27 APR 1990	7	0.150	20.36 Q PB
4	GULIYEV Ramil	TUR	29 MAY 1990	4	0.167	20.38 q NR
5	ELLINGTON James	GBR	6 SEP 1985	6	0.150	20.52
6	WILSON Alex	SUI	19 SEP 1990	8	0.128	20.76
7	EREWA Robin	GER	24 JUN 1991	1	0.151	20.82
8	RUIZ Sergio	ESP	21 OCT 1989	2	0.146	20.85

200m Men
Semifinal 2/2

14 AUG 2014 / 20:22

Wind: +0.4 m/s

Rank	Name	Nat	Date of Birth	Lane	Reaction time	Result
1	GEMILI Adam	GBR	6 OCT 1993	6	0.153	20.23 Q
2	MARTINA Churandy	NED	3 JUL 1984	7	0.140	20.40 Q SB
3	TSÁKONAS Likoúrgos-Stéfanos	GRE	8 MAR 1990	5	0.156	20.40 Q PB
4	ZALEWSKI Karol	POL	7 AUG 1993	1	0.181	20.52 q
5	BASSAW Ben	FRA	9 JUL 1989	8	0.207	20.62
6	TALBOT Danny	GBR	1 MAY 1991	3	0.162	20.62
7	DESALU Eseosa	ITA	19 FEB 1994	4	0.160	20.73
8	MENGA Alex - Platini	GER	29 SEP 1987	2	0.145	20.89

Qualified: First 3 in each heat (Q) and 2 best performers (q) advance to the Final

Results

200m Men
Final

15 AUG 2014 / 21:49

Wind: -1.6 m/s


Rank	Name	Nat	Date of Birth	Lane	Reaction time	Result	
1	GEMILI Adam	GBR	6 OCT 1993	4	0.143	19.98	EL ₁ =NUR
2	LEMAITRE Christophe	FRA	11 JUN 1990	3	0.128	20.15	
3	SMELYK Serhiy	UKR	19 APR 1987	6	0.157	20.30	PB
4	MARTINA Churandy	NED	3 JUL 1984	5	0.150	20.37	SB
5	MARANI Diego	ITA	27 APR 1990	7	0.154	20.43	
6	GULIYEV Ramil	TUR	29 MAY 1990	1	0.149	20.48	
7	TSÁKONAS Likoúrgos-Stéfanos	GRE	8 MAR 1990	8	0.151	20.53	
8	ZALEWSKI Karol	POL	7 AUG 1993	2	0.174	20.58	

400m Men
Round 1

12 AUG 2014 / 12:46

Rank	Name	Nat	Date of Birth	Lane	Result	
1	DYLDIN Maksim	RUS	15 MAY 1987	4	45.45	Q SB
2	ROONEY Martyn	GBR	3 APR 1987	8	45.48	Q
3	ANNE Mame-Ibra	FRA	7 NOV 1989	2	45.57	Q
4	BONEVACIA Lee - Marvin	NED	5 APR 1989	6	45.65	Q
5	KRZEWINA Jakub	POL	10 OCT 1989	3	45.68	Q
6	BORLÉE Kevin	BEL	22 FEB 1988	7	45.72	Q
7	NIIT Marek	EST	9 AUG 1987	5	45.74	Q NR
8	BORLÉE Jonathan	BEL	22 FEB 1988	8	45.77	Q
9	GARCÍA Samuel	ESP	4 DEC 1991	5	45.80	Q
10	GABA Kamghe	GER	13 JAN 1984	1	45.80	Q
11	DOS SANTOS Ricardo	POR	18 DEC 1994	2	45.81	Q NR
12	WILLIAMS Conrad	GBR	20 MAR 1982	7	45.90	Q
13	EKELUND-ARENANDER Nick	DEN	23 JAN 1989	6	45.91	Q
14	KRAWCZUK Lukasz	POL	15 JUN 1989	8	45.92	Q
15	TRENIKHIN Pavel	RUS	24 MAR 1986	4	46.03	Q
16	HUDSON-SMITH Matthew	GBR	26 OCT 1994	3	46.07	Q
17	OMELKO Rafal	POL	16 JAN 1989	2	46.10	q
18	RAOVIC Miloš	SRB	12 MAY 1994	3	46.12	q =NUR
19	SANFORD Donald	ISR	5 FEB 1987	4	46.18	Q
20	MORRISSEY Richard	IRL	11 JAN 1991	7	46.20	q PB
21	FONSAT Yannick	FRA	16 JUN 1988	8	46.23	Q
22	BUTRYM Vitaliy	UKR	10 JAN 1991	6	46.30	q
23	WATRIN Julien	BEL	27 JUN 1992	4	46.31	
24	GREGAN Brian	IRL	31 DEC 1989	6	46.33	Q
25	RE Davide	ITA	16 MAR 1993	5	46.34	
26	ŠORM Patrik	CZE	21 NOV 1993	3	46.35	
27	NEMECEK Daniel	CZE	11 AUG 1991	3	46.47	
28	VALENTINI Lorenzo	ITA	13 APR 1991	7	46.61	
29	GALVAN Matteo	ITA	24 AUG 1988	5	46.64	Q
30	TESAR Jan	CZE	26 MAR 1990	8	46.65	
31	WARHOLM Karsten	NOR	28 FEB 1996	4	46.73	
32	CAN Yavuz	TUR	23 FEB 1987	7	46.90	
33	WISSMAN Johan	SWE	2 NOV 1982	2	46.93	
34	HUTSOL Yevhen	UKR	13 MAY 1990	6	46.96	
35	MÓRICZ Bálint	HUN	28 MAR 1995	5	47.04	
36	RUŽIC Mateo	CRO	16 AUG 1994	1	47.06	
37	ALTINTAS Batuhan	TUR	26 APR 1996	1	47.35	
38	VINCEK Željko	CRO	16 JUN 1986	1	48.32	
39	HALDNER Fabian	LIE	18 MAR 1992	2	50.55	
40	BALDACHINO Karl	GIB	21 NOV 1995	1	55.09	

INTERNET Service: www.european-athletics.org

Timing, Measurement & Data Service by  OMEGA

printed at SUN 17 AUG 2014 18:49

Page 8 of 132

Results

400m Men

Round 1 Heat 1/5

12 AUG 2014 / 12:46

Rank	Name	Nat	Date of Birth	Lane	Reaction time	Result
1	ANNE Mame-Ibra	FRA	7 NOV 1989	2	0.178	45.57 Q
2	BORLÉE Kevin	BEL	22 FEB 1988	7	0.150	45.72 Q
3	KRAWCZUK Lukasz	POL	15 JUN 1989	8	0.160	45.92 Q
4	TRENIKHIN Pavel	RUS	24 MAR 1986	4	0.200	46.03 Q
5	BUTRYM Vitaliy	UKR	10 JAN 1991	6	0.168	46.30 q
6	NEMECEK Daniel	CZE	11 AUG 1991	3	0.165	46.47
7	MÓRICZ Bálint	HUN	28 MAR 1995	5	0.229	47.04
8	RUŽIC Mateo	CRO	16 AUG 1994	1	0.164	47.06

400m Men

Round 1 Heat 2/5

12 AUG 2014 / 12:54

Rank	Name	Nat	Date of Birth	Lane	Reaction time	Result
1	DYLDIN Maksim	RUS	15 MAY 1987	4	0.181	45.45 Q SB
2	BONEVACIA Lee - Marvin	NED	5 APR 1989	6	0.206	45.65 Q
3	NIIT Marek	EST	9 AUG 1987	5	0.237	45.74 Q NR
4	BORLÉE Jonathan	BEL	22 FEB 1988	8	0.167	45.77 Q
5	OMELKO Rafal	POL	16 JAN 1989	2	0.205	46.10 q
6	MORRISSEY Richard	IRL	11 JAN 1991	7	0.153	46.20 q PB
7	ŠORM Patrik	CZE	21 NOV 1993	3	0.211	46.35
8	VINCEK Željko	CRO	16 JUN 1986	1	0.219	48.32

400m Men

Round 1 Heat 3/5

12 AUG 2014 / 13:02

Rank	Name	Nat	Date of Birth	Lane	Reaction time	Result
1	KRZEWINA Jakub	POL	10 OCT 1989	3	0.177	45.68 Q
2	DOS SANTOS Ricardo	POR	18 DEC 1994	2	0.158	45.81 Q NR
3	WILLIAMS Conrad	GBR	20 MAR 1982	7	0.176	45.90 Q
4	FONSAT Yannick	FRA	16 JUN 1988	8	0.168	46.23 Q
5	WATRIN Julien	BEL	27 JUN 1992	4	0.213	46.31
6	RE Davide	ITA	16 MAR 1993	5	0.167	46.34
7	HUTSOL Yevhen	UKR	13 MAY 1990	6	0.173	46.96
8	ALTINTAS Batuhan	TUR	26 APR 1996	1	0.168	47.35


400m Men

Round 1 Heat 4/5

12 AUG 2014 / 13:10

Rank	Name	Nat	Date of Birth	Lane	Reaction time	Result
1	HUDSON-SMITH Matthew	GBR	26 OCT 1994	3	0.146	46.07 Q
2	SANFORD Donald	ISR	5 FEB 1987	4	0.172	46.18 Q
3	GREGAN Brian	IRL	31 DEC 1989	6	0.178	46.33 Q
4	GALVAN Matteo	ITA	24 AUG 1988	5	0.152	46.64 Q
5	TESAR Jan	CZE	26 MAR 1990	8	0.154	46.65
6	CAN Yavuz	TUR	23 FEB 1987	7	0.183	46.90
7	WISSMAN Johan	SWE	2 NOV 1982	2	0.196	46.93
8	BALDACHINO Karl	GIB	21 NOV 1995	1	0.209	55.09

INTERNET Service: www.european-athletics.org

Timing, Measurement & Data Service by  OMEGA

printed at SUN 17 AUG 2014 18:49

Page 9 of 132

Results

400m Men

Round 1 Heat 5/5

12 AUG 2014 / 13:18

Rank	Name	Nat	Date of Birth	Lane	Reaction time	Result	
1	ROONEY Martyn	GBR	3 APR 1987	8	0.174	45.48	Q
2	GARCÍA Samuel	ESP	4 DEC 1991	5	0.205	45.80	Q
3	GABA Kamghe	GER	13 JAN 1984	1	0.180	45.80	Q
4	EKELUND-ARENANDER Nick	DEN	23 JAN 1989	6	0.170	45.91	Q
5	RAOVIC Miloš	SRB	12 MAY 1994	3	0.212	46.12	q =NUR
6	VALENTINI Lorenzo	ITA	13 APR 1991	7	0.177	46.61	
7	WARHOLM Karsten	NOR	28 FEB 1996	4	0.164	46.73	
8	HALDNER Fabian	LIE	18 MAR 1992	2	0.164	50.55	

Qualified: First 4 in each heat (Q) and 4 best performers (q) advance to the Semifinals

400m Men

Semifinal

13 AUG 2014 / 19:24

Rank	Name	Nat	Date of Birth	Lane	Result	
1	HUDSON-SMITH Matthew	GBR	26 OCT 1994	3	45.30	Q
2	BORLÉE Jonathan	BEL	22 FEB 1988	8	45.38	Q
3	SANFORD Donald	ISR	5 FEB 1987	5	45.39	q NR
4	ROONEY Martyn	GBR	3 APR 1987	6	45.40	Q
5	KRZEWINA Jakub	POL	10 OCT 1989	4	45.47	q
6	GARCÍA Samuel	ESP	4 DEC 1991	5	45.58	Q
7	DOS SANTOS Ricardo	POR	18 DEC 1994	4	45.74	NR
8	ANNE Mame-Ibra	FRA	7 NOV 1989	6	45.79	
9	NIIT Marek	EST	9 AUG 1987	3	45.80	
10	GREGAN Brian	IRL	31 DEC 1989	7	45.81	SB
11	WILLIAMS Conrad	GBR	20 MAR 1982	8	45.85	Q
12	GABA Kamghe	GER	13 JAN 1984	6	46.01	Q
13	DYLDIN Maksim	RUS	15 MAY 1987	4	46.05	
14	RAOVIC Miloš	SRB	12 MAY 1994	2	46.09	NUR
15	BORLÉE Kevin	BEL	22 FEB 1988	3	46.15	
16	KRAWCZUK Lukasz	POL	15 JUN 1989	7	46.24	
17	GALVAN Matteo	ITA	24 AUG 1988	2	46.32	
18	BONEVACIA Lee - Marvin	NED	5 APR 1989	5	46.38	
19	TRENIKHIN Pavel	RUS	24 MAR 1986	8	46.40	
20	MORRISSEY Richard	IRL	11 JAN 1991	1	46.64	
21	OMELKO Rafal	POL	16 JAN 1989	1	46.69	
22	FONSAT Yannick	FRA	16 JUN 1988	2	46.83	R 162.5b
23	EKELUND-ARENANDER Nick	DEN	23 JAN 1989	7	47.16	
24	BUTRYM Vitaliy	UKR	10 JAN 1991	1	48.16	

400m Men

Semifinal 1/3

13 AUG 2014 / 19:24

Rank	Name	Nat	Date of Birth	Lane	Reaction time	Result	
1	WILLIAMS Conrad	GBR	20 MAR 1982	8	0.193	45.85	Q
2	GABA Kamghe	GER	13 JAN 1984	6	0.166	46.01	Q
3	DYLDIN Maksim	RUS	15 MAY 1987	4	0.176	46.05	
4	BORLÉE Kevin	BEL	22 FEB 1988	3	0.149	46.15	
5	BONEVACIA Lee - Marvin	NED	5 APR 1989	5	0.221	46.38	
6	OMELKO Rafal	POL	16 JAN 1989	1	0.159	46.69	
7	FONSAT Yannick	FRA	16 JUN 1988	2	0.158	46.83	R 162.5b
8	EKELUND-ARENANDER Nick	DEN	23 JAN 1989	7	0.176	47.16	

Results

400m Men
Semifinal 2/3

13 AUG 2014 / 19:31

Rank	Name	Nat	Date of Birth	Lane	Reaction time	Result	
1	ROONEY Martyn	GBR	3 APR 1987	6	0.169	45.40	Q
2	GARCÍA Samuel	ESP	4 DEC 1991	5	0.142	45.58	Q
3	DOS SANTOS Ricardo	POR	18 DEC 1994	4	0.174	45.74	NR
4	NIIT Marek	EST	9 AUG 1987	3	0.148	45.80	
5	KRAWCZUK Lukasz	POL	15 JUN 1989	7	0.166	46.24	
6	GALVAN Matteo	ITA	24 AUG 1988	2	0.147	46.32	
7	TRENIKHIN Pavel	RUS	24 MAR 1986	8	0.189	46.40	
8	MORRISSEY Richard	IRL	11 JAN 1991	1	0.149	46.64	

400m Men
Semifinal 3/3

13 AUG 2014 / 19:38

Rank	Name	Nat	Date of Birth	Lane	Reaction time	Result	
1	HUDSON-SMITH Matthew	GBR	26 OCT 1994	3	0.143	45.30	Q
2	BORLÉE Jonathan	BEL	22 FEB 1988	8	0.151	45.38	Q
3	SANFORD Donald	ISR	5 FEB 1987	5	0.137	45.39	q NR
4	KRZEWINA Jakub	POL	10 OCT 1989	4	0.161	45.47	q
5	ANNE Mame-Ibra	FRA	7 NOV 1989	6	0.164	45.79	
6	GREGAN Brian	IRL	31 DEC 1989	7	0.160	45.81	SB
7	RAOVIC Miloš	SRB	12 MAY 1994	2	0.228	46.09	NUR
8	BUTRYM Vitaliy	UKR	10 JAN 1991	1	0.163	48.16	

Qualified: First 2 in each heat (Q) and 2 best performers (q) advance to the Final

400m Men
Final

15 AUG 2014 / 18:50

Rank	Name	Nat	Date of Birth	Lane	Reaction time	Result	
1	ROONEY Martyn	GBR	3 APR 1987	3	0.171	44.71	EL
2	HUDSON-SMITH Matthew	GBR	26 OCT 1994	6	0.150	YC 44.75	PB
3	SANFORD Donald	ISR	5 FEB 1987	2	0.160	45.27	NR
4	KRZEWINA Jakub	POL	10 OCT 1989	1	0.146	45.52	
5	WILLIAMS Conrad	GBR	20 MAR 1982	5	0.223	45.53	
6	GABA Kamghe	GER	13 JAN 1984	7	0.175	45.83	
7	GARCÍA Samuel	ESP	4 DEC 1991	8	0.147	46.35	
	BORLÉE Jonathan	BEL	22 FEB 1988	4		DNS	

Results

800m Men
Round 1

12 AUG 2014 / 19:05

Rank	Name	Nat	Date of Birth	Lane	Result
1	ENGLISH Mark	IRL	18 MAR 1993	1	1:47.38 Q
2	KUCIAPSKI Artur	POL	26 DEC 1993	3	1:47.45 Q
3	BUBE Andreas	DEN	13 JUL 1987	5	1:47.50 Q
4	BOSSE Pierre-Ambroise	FRA	11 MAY 1992	2	1:47.54 Q
5	LEWANDOWSKI Marcin	POL	13 JUN 1987	6	1:47.83 Q
6	RENAUDIE Paul	FRA	2 APR 1990	6	1:47.88 Q
7	REPCÍK Jozef	SVK	3 AUG 1986	7	1:47.90 Q
8	KSZCZOT Adam	POL	2 SEP 1989	4	1:47.92 Q
9	LÓPEZ Kevin	ESP	12 JUN 1990	3	1:47.93 Q
10	KAZI Tamás	HUN	16 MAY 1985	4	1:48.05 q
11	KRÜGER Dennis	GER	24 APR 1993	4	1:48.06 q
12	TUKA Amel	BIH	9 JAN 1991	1	1:48.07 Q
13	ROGESTEDT Johan	SWE	27 JAN 1993	1	1:48.19 q
14	ALMGREN Andreas	SWE	12 JUN 1995	7	1:48.22 Q
15	BENEDETTI Giordano	ITA	22 MAY 1989	2	1:48.29 q
16	OSAGIE Andrew	GBR	19 FEB 1988	7	1:48.31
17	SELMOUNI Sofiane	FRA	22 SEP 1989	4	1:48.46 Q
18	RIMMER Michael	GBR	3 FEB 1986	3	1:48.51
19	ROTH Andreas	NOR	29 APR 1993	6	1:48.61
20	FRØSKELAND Roald Hagbart	NOR	28 MAR 1994	5	1:48.62
21	RAPATZ Andreas	AUT	5 SEP 1986	8	1:48.65
22	RUDOLF Žan	SLO	9 MAY 1993	8	1:48.75
23	ROTH Thomas	NOR	11 FEB 1991	8	1:48.86
24	SANTACRUZ Hugo	SUI	6 MAY 1988	5	1:49.16
25	FRANZMAIR Nikolaus	AUT	18 FEB 1995	8	1:49.18
26	MARTINS Sandy	POR	1 JAN 1993	5	1:49.51
27	KUPERS Thijmen	NED	4 OCT 1991	1	1:49.69
28	MURRAY Declan	IRL	4 JUN 1991	6	1:50.01
29	MARCO Luis Alberto	ESP	20 AUG 1986	8	1:50.07
30	JURKEVICS Dmitrijs	LAT	7 JAN 1987	8	1:50.12
31	GRETHEN Charel	LUX	2 JUN 1992	2	1:50.36
32	GUNNARSSON Rickard	SWE	19 SEP 1991	7	1:50.58
33	FIGEN David	LUX	3 SEP 1984	3	1:51.00
34	VAN DEN BROECK Jan	BEL	11 MAR 1989	2	1:52.09

Intermediate times:


800m Men
Round 1 Heat 1/4

12 AUG 2014 / 19:05

Rank	Name	Nat	Date of Birth	Lane	Result
1	LEWANDOWSKI Marcin	POL	13 JUN 1987	6	1:47.83 Q
2	LÓPEZ Kevin	ESP	12 JUN 1990	3	1:47.93 Q
3	SELMOUNI Sofiane	FRA	22 SEP 1989	4	1:48.46 Q
4	FRØSKELAND Roald Hagbart	NOR	28 MAR 1994	5	1:48.62
5	RAPATZ Andreas	AUT	5 SEP 1986	8	1:48.65
6	KUPERS Thijmen	NED	4 OCT 1991	1	1:49.69
7	JURKEVICS Dmitrijs	LAT	7 JAN 1987	8	1:50.12
8	GUNNARSSON Rickard	SWE	19 SEP 1991	7	1:50.58
9	VAN DEN BROECK Jan	BEL	11 MAR 1989	2	1:52.09

Intermediate times: 400m 53.06 LÓPEZ Kevin (ESP)
600m 1:20.76 LEWANDOWSKI Marcin (POL)

INTERNET Service: www.european-athletics.org

Timing, Measurement & Data Service by  OMEGA

printed at SUN 17 AUG 2014 18:49

Page 12 of 132

Results

800m Men

Round 1 Heat 2/4

12 AUG 2014 / 19:13

Rank	Name	Nat	Date of Birth	Lane	Result
1	ENGLISH Mark	IRL	18 MAR 1993	1	1:47.38 Q
2	KUCIAPSKI Artur	POL	26 DEC 1993	3	1:47.45 Q
3	RENAUDIE Paul	FRA	2 APR 1990	6	1:47.88 Q
4	KAZI Tamás	HUN	16 MAY 1985	4	1:48.05 q
5	OSAGIE Andrew	GBR	19 FEB 1988	7	1:48.31
6	FRANZMAIR Nikolaus	AUT	18 FEB 1995	8	1:49.18
7	MARTINS Sandy	POR	1 JAN 1993	5	1:49.51
8	GRETHEN Charel	LUX	2 JUN 1992	2	1:50.36

Intermediate times: 400m 53.07 OSAGIE Andrew (GBR)
600m 1:20.31 OSAGIE Andrew (GBR)

800m Men

Round 1 Heat 3/4

12 AUG 2014 / 19:21

Rank	Name	Nat	Date of Birth	Lane	Result
1	KSZCZOT Adam	POL	2 SEP 1989	4	1:47.92 Q
2	TUKA Amel	BIH	9 JAN 1991	1	1:48.07 Q
3	ALMGREN Andreas	SWE	12 JUN 1995	7	1:48.22 Q
4	BENEDETTI Giordano	ITA	22 MAY 1989	2	1:48.29 q
5	ROTH Thomas	NOR	11 FEB 1991	8	1:48.86
6	SANTACRUZ Hugo	SUI	6 MAY 1988	5	1:49.16
7	MURRAY Declan	IRL	4 JUN 1991	6	1:50.01
8	FIGEEN David	LUX	3 SEP 1984	3	1:51.00

Intermediate times: 400m 53.39 FIGEEN David (LUX)
600m 1:21.93 KSZCZOT Adam (POL)

800m Men

Round 1 Heat 4/4

12 AUG 2014 / 19:29

Rank	Name	Nat	Date of Birth	Lane	Result
1	BUBE Andreas	DEN	13 JUL 1987	5	1:47.50 Q
2	BOSSE Pierre-Ambroise	FRA	11 MAY 1992	2	1:47.54 Q
3	REPCÍK Jozef	SVK	3 AUG 1986	7	1:47.90 Q
4	KRÜGER Dennis	GER	24 APR 1993	4	1:48.06 q
5	ROGESTEDT Johan	SWE	27 JAN 1993	1	1:48.19 q
6	RIMMER Michael	GBR	3 FEB 1986	3	1:48.51
7	ROTH Andreas	NOR	29 APR 1993	6	1:48.61
8	RUDOLF Žan	SLO	9 MAY 1993	8	1:48.75
9	MARCO Luis Alberto	ESP	20 AUG 1986	8	1:50.07

Intermediate times: 400m 52.87 ROGESTEDT Johan (SWE)
600m 1:20.29 ROGESTEDT Johan (SWE)

Qualified: First 3 in each heat (Q) and 4 best performers (q) advance to the Semifinals

Results

800m Men
Semifinal

13 AUG 2014 / 21:08

Rank	Name	Nat	Date of Birth	Lane	Result
1	BOSSE Pierre-Ambroise	FRA	11 MAY 1992	5	1:45.94 Q
2	KUCIAPSKI Artur	POL	26 DEC 1993	8	1:46.05 Q
3	BUBE Andreas	DEN	13 JUL 1987	7	1:46.09 Q SB
4	ENGLISH Mark	IRL	18 MAR 1993	6	1:46.23 q
5	REPCÍK Jozef	SVK	3 AUG 1986	2	1:46.94 q SB
6	KSZCZOT Adam	POL	2 SEP 1989	6	1:47.12 Q
7	LEWANDOWSKI Marcin	POL	13 JUN 1987	5	1:47.14 Q
8	TUKA Amel	BIH	9 JAN 1991	2	1:47.18 Q
9	RENAUDIE Paul	FRA	2 APR 1990	8	1:47.54
10	ALMGREN Andreas	SWE	12 JUN 1995	4	1:47.55
11	KAZI Tamás	HUN	16 MAY 1985	1	1:48.04
12	KRÜGER Dennis	GER	24 APR 1993	3	1:48.33
13	BENEDETTI Giordano	ITA	22 MAY 1989	3	1:48.58
14	LÓPEZ Kevin	ESP	12 JUN 1990	1	1:48.90
15	SELMOUNI Sofiane	FRA	22 SEP 1989	4	1:51.01
16	ROGESTEDT Johan	SWE	27 JAN 1993	7	1:53.70

Intermediate times:

800m Men
Semifinal 1/2

13 AUG 2014 / 21:08

Rank	Name	Nat	Date of Birth	Lane	Result
1	BOSSE Pierre-Ambroise	FRA	11 MAY 1992	5	1:45.94 Q
2	KUCIAPSKI Artur	POL	26 DEC 1993	8	1:46.05 Q
3	BUBE Andreas	DEN	13 JUL 1987	7	1:46.09 Q SB
4	ENGLISH Mark	IRL	18 MAR 1993	6	1:46.23 q
5	REPCÍK Jozef	SVK	3 AUG 1986	2	1:46.94 q SB
6	ALMGREN Andreas	SWE	12 JUN 1995	4	1:47.55
7	BENEDETTI Giordano	ITA	22 MAY 1989	3	1:48.58
8	LÓPEZ Kevin	ESP	12 JUN 1990	1	1:48.90

Intermediate times: 400m 51.53 BOSSE Pierre-Ambroise (FRA)
600m 1:18.58 BOSSE Pierre-Ambroise (FRA)

800m Men
Semifinal 2/2

13 AUG 2014 / 21:16

Rank	Name	Nat	Date of Birth	Lane	Result
1	KSZCZOT Adam	POL	2 SEP 1989	6	1:47.12 Q
2	LEWANDOWSKI Marcin	POL	13 JUN 1987	5	1:47.14 Q
3	TUKA Amel	BIH	9 JAN 1991	2	1:47.18 Q
4	RENAUDIE Paul	FRA	2 APR 1990	8	1:47.54
5	KAZI Tamás	HUN	16 MAY 1985	1	1:48.04
6	KRÜGER Dennis	GER	24 APR 1993	3	1:48.33
7	SELMOUNI Sofiane	FRA	22 SEP 1989	4	1:51.01
8	ROGESTEDT Johan	SWE	27 JAN 1993	7	1:53.70

Intermediate times: 400m 53.30 KRÜGER Dennis (GER)
600m 1:20.57 LEWANDOWSKI Marcin (POL)

Qualified: First 3 in each heat (Q) and 2 best performers (q) advance to the Final

Results

800m Men
Final

15 AUG 2014 / 19:55

Rank	Name	Nat	Date of Birth	Lane	Result	
1	KSZCZOT Adam	POL	2 SEP 1989	4	1:44.15	SB
2	KUCIAPSKI Artur	POL	26 DEC 1993	8	1:44.89	PB
3	ENGLISH Mark	IRL	18 MAR 1993	5	1:45.03	=SB
4	BUBE Andreas	DEN	13 JUL 1987	7	1:45.21	SB
5	LEWANDOWSKI Marcin	POL	13 JUN 1987	3	1:45.78	
6	TUKA Amel	BIH	9 JAN 1991	2	1:46.12	NR
7	REPCÍK Jozef	SVK	3 AUG 1986	1	1:46.29	SB
8	BOSSE Pierre-Ambroise	FRA	11 MAY 1992	6	1:46.55	

Intermediate times: 400m 50.97 BOSSE Pierre-Ambroise (FRA)
600m 1:17.24 BOSSE Pierre-Ambroise (FRA)

1500m Men
Round 1

15 AUG 2014 / 11:50

Rank	Name	Nat	Date of Birth	Order	Result	
1	O'HARE Chris	GBR	23 NOV 1990	7	3:39.24	Q
2	INGEBRIGTSEN Henrik	NOR	24 FEB 1991	8	3:39.32	Q
3	GRICE Charlie	GBR	7 NOV 1993	6	3:39.41	Q
4	MEKHISSI-BENABBAD Mahiedine	FRA	15 MAR 1985	15	3:39.43	Q
5	MOUKRIME Tarik	BEL	3 MAR 1992	9	3:39.50	Q
6	MASLOV Stanislav	UKR	19 JAN 1989	10	3:39.63	q
7	HOLUŠA Jakub	CZE	20 FEB 1988	3	3:39.64	q
7	TESFAYE Homiyu	GER	23 JUN 1993	6	3:39.64	Q
9	Ó LIONÁIRD Ciarán	IRL	11 APR 1988	11	3:39.79	q
10	BENITZ Timo	GER	1 DEC 1991	11	3:39.83	Q
11	ROBINSON Paul	IRL	24 MAY 1991	3	3:39.83	Q
12	ORTH Florian	GER	24 JUL 1989	1	3:39.99	q
13	ÖZBILEN İlham Tanuí	TUR	5 MAR 1990	15	3:40.09	
14	HANNES Pieter - Jan	BEL	30 OCT 1992	12	3:40.34	
15	CARVALHO Florian	FRA	9 MAR 1989	12	3:40.39	
16	OLMEDO Manuel	ESP	17 MAY 1983	9	3:40.48	
17	INGEBRIGTSEN Filip	NOR	20 APR 1993	16	3:41.06	
18	NAVA Goran	SRB	15 APR 1981	13	3:41.43	
19	KIMELI Isaac	BEL	9 MAR 1994	10	3:41.96	
20	BUENO Andreas	DEN	7 JUL 1988	1	3:42.06	
21	ROLIM Emanuel	POR	30 JAN 1993	4	3:42.22	
22	HOCHSTRASSER Jan	SUI	23 OCT 1988	2	3:43.89	
23	JURKEVICS Dmitrijs	LAT	7 JAN 1987	5	3:45.92	SB
24	ABDIKADAR SHEIK ALI Mohad	ITA	12 JUN 1993	7	3:46.07	
25	MECHAAL Adel	ESP	5 DEC 1990	14	3:47.60	
26	LEANDERSSON Jonas	SWE	26 JAN 1991	4	3:49.64	
27	TRAVERS John	IRL	16 MAR 1991	16	3:49.73	
28	KHADIRI Amine	CYP	20 NOV 1988	5	3:50.15	
29	EL KABBOURI Soufiane	ITA	5 MAR 1993	14	4:02.76	q
30	GOMEZ Kelvin	GIB	2 MAY 1992	2	4:05.71	
31	BUSTOS David	ESP	25 AUG 1990	13	4:21.39	q
	VOJTA Andreas	AUT	9 JUN 1989	8	DQ	R 163.2

Intermediate times:

Results

1500m Men

Round 1 Heat 1/2

15 AUG 2014 / 11:50

Rank	Name	Nat	Date of Birth	Order	Result	
1	INGEBRIGTSEN Henrik	NOR	24 FEB 1991	8	3:39.32	Q
2	GRICE Charlie	GBR	7 NOV 1993	6	3:39.41	Q
3	MEKHISSI-BENABBAD Mahiedine	FRA	15 MAR 1985	15	3:39.43	Q
4	MOUKRIME Tarik	BEL	3 MAR 1992	9	3:39.50	Q
5	MASLOV Stanislav	UKR	19 JAN 1989	10	3:39.63	q
6	HOLUŠA Jakub	CZE	20 FEB 1988	3	3:39.64	q
7	Ó LIONÁIRD Ciarán	IRL	11 APR 1988	11	3:39.79	q
8	ORTH Florian	GER	24 JUL 1989	1	3:39.99	q
9	HANNES Pieter - Jan	BEL	30 OCT 1992	12	3:40.34	
10	NAVA Goran	SRB	15 APR 1981	13	3:41.43	
11	ROLIM Emanuel	POR	30 JAN 1993	4	3:42.22	
12	ABDIKADAR SHEIK ALI Mohad	ITA	12 JUN 1993	7	3:46.07	
13	MECHAAL Adel	ESP	5 DEC 1990	14	3:47.60	
14	TRAVERS John	IRL	16 MAR 1991	16	3:49.73	
15	KHADIRI Amine	CYP	20 NOV 1988	5	3:50.15	
16	GOMEZ Kelvin	GIB	2 MAY 1992	2	4:05.71	

Intermediate times: 400m 59.19 NAVA Goran (SRB)
800m 1:58.38 MECHAAL Adel (ESP)
1200m 2:57.05 MOUKRIME Tarik (BEL)

1500m Men

Round 1 Heat 2/2

15 AUG 2014 / 12:05

Rank	Name	Nat	Date of Birth	Order	Result	
1	O'HARE Chris	GBR	23 NOV 1990	7	3:39.24	Q
2	TESFAYE Homiyu	GER	23 JUN 1993	6	3:39.64	Q
3	BENITZ Timo	GER	1 DEC 1991	11	3:39.83	Q
4	ROBINSON Paul	IRL	24 MAY 1991	3	3:39.83	Q
5	ÖZBILEN İlham Tanui	TUR	5 MAR 1990	15	3:40.09	
6	CARVALHO Florian	FRA	9 MAR 1989	12	3:40.39	
7	OLMEDO Manuel	ESP	17 MAY 1983	9	3:40.48	
8	INGEBRIGTSEN Filip	NOR	20 APR 1993	16	3:41.06	
9	KIMELI Isaac	BEL	9 MAR 1994	10	3:41.96	
10	BUENO Andreas	DEN	7 JUL 1988	1	3:42.06	
11	HOCHSTRASSER Jan	SUI	23 OCT 1988	2	3:43.89	
12	JURKEVICS Dmitrijs	LAT	7 JAN 1987	5	3:45.92	SB
13	LEANDERSSON Jonas	SWE	26 JAN 1991	4	3:49.64	
14	EL KABBOURI Soufiane	ITA	5 MAR 1993	14	4:02.76	q
15	BUSTOS David	ESP	25 AUG 1990	13	4:21.39	q
	VOJTA Andreas	AUT	9 JUN 1989	8	DQ	R 163.2

Intermediate times: 400m 56.70 ÖZBILEN İlham Tanui (TUR)
800m 1:57.81 ÖZBILEN İlham Tanui (TUR)
1200m 2:57.51 TESFAYE Homiyu (GER)

Qualified: First 4 in each heat (Q) and 4 best performers (q) advance to the Final

Results

1500m Men

Final

17 AUG 2014 / 15:05

Rank	Name	Nat	Date of Birth	Order	Result
1	MEKHISSI-BENABBAD Mahiedine	FRA	15 MAR 1985	7	3:45.60
2	INGEBRIGTSEN Henrik	NOR	24 FEB 1991	6	3:46.10
3	O'HARE Chris	GBR	23 NOV 1990	1	3:46.18
4	ROBINSON Paul	IRL	24 MAY 1991	11	3:46.35
5	TESFAYE Homiyu	GER	23 JUN 1993	10	3:46.46
6	BUSTOS David	ESP	25 AUG 1990	14	3:46.92
7	BENITZ Timo	GER	1 DEC 1991	3	3:47.26
8	MOUKRIME Tarik	BEL	3 MAR 1992	4	3:47.33
9	EL KABBOURI Soufiane	ITA	5 MAR 1993	13	3:51.98
10	ORTH Florian	GER	24 JUL 1989	5	3:54.35
11	MASLOV Stanislav	UKR	19 JAN 1989	12	3:54.59
12	GRICE Charlie	GBR	7 NOV 1993	2	4:04.81
	Ó LIONÁIRD Ciarán	IRL	11 APR 1988	8	DNF
	HOLUŠA Jakub	CZE	20 FEB 1988	9	DNS

Intermediate times: 400m 1:03.47 BUSTOS David (ESP)
800m 2:10.12 BUSTOS David (ESP)
1200m 3:05.67 MEKHISSI-BENABBAD Mahiedine (FRA)

5000m Men


Final

17 AUG 2014 / 16:30

Rank	Name	Nat	Date of Birth	Order	Result
1	FARAH Mohamed	GBR	23 MAR 1983	8	14:05.82
2	IBRAHIMOV Hayle	AZE	18 JAN 1990	11	14:08.32
3	VERNON Andy	GBR	7 JAN 1986	2	14:09.48
4	RINGER Richard	GER	27 FEB 1989	14	14:10.92
5	ALAIZ Roberto	ESP	20 JUL 1990	6	14:11.47
6	TAHRI Bouabdellah	FRA	20 DEC 1978	15	14:11.62
7	GABIUS Arne	GER	22 MAR 1981	7	14:11.84
8	ABADÍA Antonio	ESP	2 JUL 1990	5	14:11.89
9	KAYA Ali	TUR	20 APR 1994	16	14:12.53
10	NURME Tiidrek	EST	18 NOV 1985	13	14:13.89
11	ESPAÑA Jesús	ESP	21 AUG 1978	3	14:14.57
12	FARRELL Thomas	GBR	23 MAR 1991	12	14:15.93
13	ROWE Brenton	AUT	17 AUG 1987	10	14:16.46
14	RAZINE Marouan	ITA	9 APR 1991	1	14:16.95
15	BOUCHIKHI Soufiane	BEL	22 MAR 1990	4	14:17.43
16	ABDI Bashir	BEL	10 FEB 1989	9	14:24.73

Intermediate times: 1000m 2:58.00 FARAH Mohamed (GBR)
2000m 5:56.73 GABIUS Arne (GER)
3000m 8:52.08 FARAH Mohamed (GBR)
4000m 11:43.03 FARAH Mohamed (GBR)

INTERNET Service: www.european-athletics.org

Timing, Measurement & Data Service by  OMEGA

printed at SUN 17 AUG 2014 18:49

Page 17 of 132

Results

10,000m Men
Final

13 AUG 2014 / 20:10

Rank	Name	Nat	Date of Birth	Order	Result	
1	FARAH Mohamed	GBR	23 MAR 1983	13	28:08.11	
2	VERNON Andy	GBR	7 JAN 1986	19	28:08.66	SB
3	KAYA Ali	TUR	20 APR 1994	7	28:08.72	PB
4	ARIKAN Polat Kemboi	TUR	12 DEC 1990	9	28:11.11	SB
5	ABDI Bashir	BEL	10 FEB 1989	1	28:13.61	
6	MEUCCI Daniele	ITA	7 OCT 1985	11	28:19.79	
7	TAHRI Bouabdellah	FRA	20 DEC 1978	8	28:25.03	
8	LA ROSA Stefano	ITA	22 SEP 1985	12	28:49.99	
9	MOEN Sondre Nordstad	NOR	12 JAN 1991	6	28:50.53	
10	RYBAKOV Yevgeniy	RUS	27 FEB 1985	24	28:53.48	
11	NAERT Koen	BEL	3 SEP 1989	5	29:04.87	
12	RIBAS Ricardo	POR	8 OCT 1977	20	29:09.47	
13	LUNDERS Mats	BEL	5 JUL 1991	2	29:12.86	
14	VEDVIK Marius Øyre	NOR	18 MAR 1992	15	29:42.10	
15	ULAD Abdi Hakin	DEN	14 JUN 1991	14	29:50.67	
16	EKVALL Mikael	SWE	18 JUN 1989	22	30:04.93	
17	ALAME Himro	ISR	8 JUN 1990	16	30:04.95	
18	AMARE Girmaw	ISR	26 OCT 1987	10	30:53.87	
	AKKOYUN Mehmet	TUR	28 FEB 1989	4	DNF	
	BOUAFIF Adil	SWE	31 DEC 1978	18	DNF	
	LEBID Serhiy	UKR	15 JUL 1975	17	DNF	
	MANDOUR Yassine	FRA	21 JAN 1985	3	DNF	
	PENAS Manuel Ángel	ESP	9 NOV 1977	23	DNF	
	WIGGERS Tom	NED	10 AUG 1987	21	DNF	

Intermediate times:	1000m	2:55.11	MEUCCI Daniele (ITA)
	2000m	5:42.53	ARIKAN Polat Kemboi (TUR)
	3000m	8:27.84	ARIKAN Polat Kemboi (TUR)
	4000m	11:17.48	ARIKAN Polat Kemboi (TUR)
	5000m	14:09.54	ARIKAN Polat Kemboi (TUR)
	6000m	17:01.82	KAYA Ali (TUR)
	7000m	19:54.46	ARIKAN Polat Kemboi (TUR)
	8000m	22:51.96	FARAH Mohamed (GBR)
	9000m	25:36.54	FARAH Mohamed (GBR)

Results

3000m Steeplechase Men
Round 1

12 AUG 2014 / 12:20

Rank	Name	Nat	Date of Birth	Order	Result	
1	DEMCZYSZAK Mateusz	POL	18 JAN 1986	14	8:31.62	Q
2	GRAU Martin	GER	26 MAR 1992	1	8:32.35	Q
3	FLORIANI Yuri	ITA	25 DEC 1981	3	8:33.05	Q
4	AKDAG Tarik Langat	TUR	16 JUN 1988	2	8:33.39	Q
5	MEKHISSI-BENABBAD Mahiedine	FRA	15 MAR 1985	7	8:33.44	Q
6	CHAVKIN Nikolay	RUS	22 APR 1984	10	8:34.29	q
7	MARTOS Sebastián	ESP	20 JUN 1989	13	8:34.35	q
8	ZALEWSKI Krystian	POL	11 APR 1989	5	8:35.44	Q
9	TSENOV Mitko	BUL	13 JUN 1993	13	8:35.45	Q
10	KESKISALO Jukka	FIN	27 MAR 1981	3	8:35.98	Q
11	KOWAL Yoann	FRA	28 MAY 1987	2	8:36.27	Q
12	MULLERA Ángel	ESP	20 APR 1984	9	8:36.33	q SB
13	UKONMAANAHO Janne	FIN	13 MAR 1984	12	8:36.44	q
14	ULICZKA Steffen	GER	17 JUL 1984	1	8:36.59	Q
15	LUKYANOV Ivan	RUS	31 JAN 1981	4	8:37.02	q
16	FARNOSOV Andrey	RUS	9 JUL 1980	8	8:37.31	
17	WILKINSON James	GBR	13 JUL 1990	14	8:39.78	
18	DUVAR Hakan	TUR	21 AUG 1990	11	8:42.03	
19	KÅRBØ Tom Erling	NOR	4 FEB 1989	7	8:42.33	
20	LUNDGREN Daniel	SWE	4 JUL 1985	12	8:43.98	
21	SLOBODENYUK Vadym	UKR	17 MAR 1981	5	8:43.99	
22	NE'EMAN Noam	ISR	26 JUN 1987	11	8:45.33	
23	NASTI Patrick	ITA	30 AUG 1989	6	8:46.80	
24	PAULO Alberto	POR	3 OCT 1985	6	8:47.18	
25	STEINHAMMER Christian	AUT	21 OCT 1988	9	8:58.58	
26	BERŽANSKIS Justinas	LTU	12 JAN 1989	10	9:01.56	
27	MINCZÉR Albert	HUN	1 OCT 1986	4	9:32.13	
	GARCÍA Víctor	ESP	13 MAR 1985	8	DNF	

Intermediate times:


3000m Steeplechase Men
Round 1 Heat 1/2

12 AUG 2014 / 12:20

Rank	Name	Nat	Date of Birth	Order	Result	
1	ZALEWSKI Krystian	POL	11 APR 1989	5	8:35.44	Q
2	TSENOV Mitko	BUL	13 JUN 1993	13	8:35.45	Q NUR
3	KESKISALO Jukka	FIN	27 MAR 1981	3	8:35.98	Q
4	KOWAL Yoann	FRA	28 MAY 1987	2	8:36.27	Q
5	ULICZKA Steffen	GER	17 JUL 1984	1	8:36.59	Q
6	LUKYANOV Ivan	RUS	31 JAN 1981	4	8:37.02	q
7	WILKINSON James	GBR	13 JUL 1990	14	8:39.78	
8	DUVAR Hakan	TUR	21 AUG 1990	11	8:42.03	
9	KÅRBØ Tom Erling	NOR	4 FEB 1989	7	8:42.33	
10	LUNDGREN Daniel	SWE	4 JUL 1985	12	8:43.98	
11	NASTI Patrick	ITA	30 AUG 1989	6	8:46.80	
12	STEINHAMMER Christian	AUT	21 OCT 1988	9	8:58.58	
13	BERŽANSKIS Justinas	LTU	12 JAN 1989	10	9:01.56	
	GARCÍA Víctor	ESP	13 MAR 1985	8	DNF	

Intermediate times: 1000m 2:55.79 NASTI Patrick (ITA)
2000m 5:52.42 NASTI Patrick (ITA)

INTERNET Service: www.european-athletics.org

Timing, Measurement & Data Service by  OMEGA

printed at SUN 17 AUG 2014 18:49

Page 19 of 132

Results

3000m Steeplechase Men
Round 1 Heat 2/2

12 AUG 2014 / 12:32

Rank	Name	Nat	Date of Birth	Order	Result	
1	DEMCZYSZAK Mateusz	POL	18 JAN 1986	14	8:31.62	Q
2	GRAU Martin	GER	26 MAR 1992	1	8:32.35	Q
3	FLORIANI Yuri	ITA	25 DEC 1981	3	8:33.05	Q
4	AKDAG Tarik Langat	TUR	16 JUN 1988	2	8:33.39	Q
5	MEKHISSI-BENABBAD Mahiedine	FRA	15 MAR 1985	7	8:33.44	Q
6	CHAVKIN Nikolay	RUS	22 APR 1984	10	8:34.29	q
7	MARTOS Sebastián	ESP	20 JUN 1989	13	8:34.35	q
8	MULLERA Ángel	ESP	20 APR 1984	9	8:36.33	q SB
9	UKONMAANAHO Janne	FIN	13 MAR 1984	12	8:36.44	q
10	FARNOSOV Andrey	RUS	9 JUL 1980	8	8:37.31	
11	SLOBODENYUK Vadym	UKR	17 MAR 1981	5	8:43.99	
12	NE'EMAN Noam	ISR	26 JUN 1987	11	8:45.33	
13	PAULO Alberto	POR	3 OCT 1985	6	8:47.18	
14	MINCZÉR Albert	HUN	1 OCT 1986	4	9:32.13	

Intermediate times: 1000m 2:51.69 MINCZÉR Albert (HUN)
2000m 5:43.06 GRAU Martin (GER)

Qualified: First 5 in each heat (Q) and 5 best performers (q) advance to the Final

3000m Steeplechase Men
Final

14 AUG 2014 / 20:45

Rank	Name	Nat	Date of Birth	Order	Result	
1	KOWAL Yoann	FRA	28 MAY 1987	4	8:26.66	
2	ZALEWSKI Krystian	POL	11 APR 1989	12	8:27.11	
3	MULLERA Ángel	ESP	20 APR 1984	1	8:29.16	SB
4	MARTOS Sebastián	ESP	20 JUN 1989	6	8:30.08	
5	LUKYANOV Ivan	RUS	31 JAN 1981	2	8:32.50	
6	KESKISALO Jukka	FIN	27 MAR 1981	11	8:32.70	
7	ULICZKA Steffen	GER	17 JUL 1984	15	8:32.99	
8	AKDAG Tarik Langat	TUR	16 JUN 1988	8	8:33.13	
9	TSENOV Mitko	BUL	13 JUN 1993	5	8:34.16	
10	DEMCZYSZAK Mateusz	POL	18 JAN 1986	3	8:34.32	
11	UKONMAANAHO Janne	FIN	13 MAR 1984	7	8:42.45	
12	FLORIANI Yuri	ITA	25 DEC 1981	9	8:44.05	
13	GRAU Martin	GER	26 MAR 1992	10	8:44.46	
14	CHAVKIN Nikolay	RUS	22 APR 1984	13	8:45.70	
	MEKHISSI-BENABBAD Mahiedine	FRA	15 MAR 1985	14	YC DQ	143.1 & 143.7

Intermediate times: 1000m 2:55.92 KOWAL Yoann (FRA)
2000m 5:45.22 AKDAG Tarik Langat (TUR)

Results

110m Hurdles Men
Round 1

13 AUG 2014 / 11:40

Rank	Name	Nat	Date of Birth	Lane	Result
1	MARTINOT-LAGARDE Pascal	FRA	22 SEP 1991	3	13.29 Q
1	SHARMAN William	GBR	12 SEP 1984	4	13.29 Q
1	SHUBENKOV Sergey	RUS	4 OCT 1990	8	13.29 Q
4	BASCOU Dimitri	FRA	20 JUL 1987	8	13.35 Q
5	BAJI Balázs	HUN	9 JUN 1989	7	13.37 Q SB
6	BÜHLER Matthias	GER	2 SEP 1986	1	13.40 Q
7	TRABER Gregor	GER	2 DEC 1992	1	13.43 Q PB
8	NOGA Artur	POL	2 MAY 1988	7	13.44 Q SB
9	CLARKE Lawrence	GBR	12 MAR 1990	7	13.46 Q
9	MARTINOT-LAGARDE Thomas	FRA	7 FEB 1988	1	13.46 Q
11	BALNUWEIT Erik	GER	21 SEP 1988	5	13.48 Q
12	SVOBODA Petr	CZE	10 OCT 1984	5	13.50 Q =SB
13	SHABANOV Konstantin	RUS	17 NOV 1989	8	13.51 q SB
13	TURNER Andy	GBR	19 SEP 1980	7	13.51 q
15	DAL MOLIN Paolo	ITA	31 JUL 1987	6	13.54 q
15	DOUVALÍDIS Konstadínos	GRE	10 MAR 1987	1	13.54 q
17	FOFANA Hassane	ITA	28 APR 1992	2	13.55 PB
18	ALMEIDA João	POR	5 APR 1988	2	13.58 SB
18	SEDOC Gregory	NED	16 OCT 1981	8	13.58
20	KISS Dániel	HUN	12 FEB 1982	4	13.64 SB
21	BOCHENEK Dominik	POL	14 MAY 1987	3	13.66
22	PERINI Lorenzo	ITA	22 JUL 1994	4	13.77
23	FURER Tobias	SUI	13 AUG 1987	3	13.78
24	TRAJKOVIC Milan	CYP	17 SEP 1992	5	13.78 NUR
25	HIRVONEN Arttu	FIN	21 JAN 1989	6	13.87 PB
26	BROUSSON Alexander	SWE	29 MAY 1990	4	13.92
27	MARTINSEN Andreas	DEN	17 JUL 1990	6	13.97
27	VUKICEVIC Vladimir	NOR	6 MAY 1991	2	13.97
29	PAPŠO Viliam	SVK	23 MAY 1989	6	14.19
30	DEGHELT Adrien	BEL	10 MAY 1985	3	14.33
	KANERVO Jussi	FIN	1 FEB 1993	2	DNS
	RISTIC Milan	SRB	8 AUG 1991	5	DNS

110m Hurdles Men
Round 1 Heat 1/4

13 AUG 2014 / 11:40

Wind: -0.7 m/s

Rank	Name	Nat	Date of Birth	Lane	Reaction time	Result
1	MARTINOT-LAGARDE Pascal	FRA	22 SEP 1991	3	0.152	13.29 Q
2	NOGA Artur	POL	2 MAY 1988	7	0.153	13.44 Q SB
3	BALNUWEIT Erik	GER	21 SEP 1988	5	0.140	13.48 Q
4	DOUVALÍDIS Konstadínos	GRE	10 MAR 1987	1	0.133	13.54 q
5	SEDOC Gregory	NED	16 OCT 1981	8	0.176	13.58
6	PERINI Lorenzo	ITA	22 JUL 1994	4	0.141	13.77
7	HIRVONEN Arttu	FIN	21 JAN 1989	6	0.132	13.87 PB
8	VUKICEVIC Vladimir	NOR	6 MAY 1991	2	0.129	13.97

Results

110m Hurdles Men

Round 1 Heat 2/4

13 AUG 2014 / 11:50

Wind: +0.4 m/s

Rank	Name	Nat	Date of Birth	Lane	Reaction time	Result
1	BASCOU Dimitri	FRA	20 JUL 1987	8	0.148	13.35 Q
2	TRABER Gregor	GER	2 DEC 1992	1	0.131	13.43 Q PB
3	CLARKE Lawrence	GBR	12 MAR 1990	7	0.124	13.46 Q
4	DAL MOLIN Paolo	ITA	31 JUL 1987	6	0.138	13.54 q
5	ALMEIDA João	POR	5 APR 1988	2	0.123	13.58 SB
6	FURER Tobias	SUI	13 AUG 1987	3	0.189	13.78
7	TRAJKOVIC Milan	CYP	17 SEP 1992	5	0.167	13.78 NUR
8	BROSSON Alexander	SWE	29 MAY 1990	4	0.165	13.92

110m Hurdles Men

Round 1 Heat 3/4

13 AUG 2014 / 12:00

Wind: +0.3 m/s

Rank	Name	Nat	Date of Birth	Lane	Reaction time	Result
1	SHARMAN William	GBR	12 SEP 1984	4	0.137	13.29 Q
2	BAJI Balázs	HUN	9 JUN 1989	7	0.139	13.37 Q SB
3	BÜHLER Matthias	GER	2 SEP 1986	1	0.153	13.40 Q
4	SHABANOV Konstantin	RUS	17 NOV 1989	8	0.142	13.51 q SB
5	BOCHENEK Dominik	POL	14 MAY 1987	3	0.135	13.66
6	PAPŠO Viliam	SVK	23 MAY 1989	6	0.147	14.19
	KANERVO Jussi	FIN	1 FEB 1993	2		DNS
	RISTIC Milan	SRB	8 AUG 1991	5		DNS

110m Hurdles Men

Round 1 Heat 4/4

13 AUG 2014 / 12:10

Wind: +0.7 m/s

Rank	Name	Nat	Date of Birth	Lane	Reaction time	Result
1	SHUBENKOV Sergey	RUS	4 OCT 1990	8	0.145	13.29 Q
2	MARTINOT-LAGARDE Thomas	FRA	7 FEB 1988	1	0.141	13.46 Q
3	SVOBODA Petr	CZE	10 OCT 1984	5	0.101	13.50 Q =SB
4	TURNER Andy	GBR	19 SEP 1980	7	0.144	13.51 q
5	FOFANA Hassane	ITA	28 APR 1992	2	0.130	13.55 PB
6	KISS Dániel	HUN	12 FEB 1982	4	0.167	13.64 SB
7	MARTINSEN Andreas	DEN	17 JUL 1990	6	0.153	13.97
8	DEGHELT Adrien	BEL	10 MAY 1985	3	0.142	14.33

Qualified: First 3 in each heat (Q) and 4 best performers (q) advance to the Semifinals

Results

110m Hurdles Men
Semifinal

14 AUG 2014 / 19:15

Rank	Name	Nat	Date of Birth	Lane	Result		
1	SHARMAN William	GBR	12 SEP 1984	5	13.16	Q	PB
2	SHUBENKOV Sergey	RUS	4 OCT 1990	3	13.16	Q	
3	MARTINOT-LAGARDE Pascal	FRA	22 SEP 1991	5	13.17	Q	
4	BAJI Balázs	HUN	9 JUN 1989	4	13.31	Q	NR
5	BASCOU Dimitri	FRA	20 JUL 1987	3	13.33	Q	
6	SVOBODA Petr	CZE	10 OCT 1984	8	13.39	q	SB
7	NOGA Artur	POL	2 MAY 1988	6	13.39	q	SB
8	BÜHLER Matthias	GER	2 SEP 1986	7	13.39		=SB
9	CLARKE Lawrence	GBR	12 MAR 1990	7	13.47	Q	
10	BALNUWEIT Erik	GER	21 SEP 1988	8	13.49		
11	MARTINOT-LAGARDE Thomas	FRA	7 FEB 1988	6	13.50		
12	DOUVALIDIS Konstadinos	GRE	10 MAR 1987	2	13.56		
13	TURNER Andy	GBR	19 SEP 1980	2	13.57		
14	TRABER Gregor	GER	2 DEC 1992	4	13.58		
15	SHABANOV Konstantin	RUS	17 NOV 1989	1	13.66		
16	DAL MOLIN Paolo	ITA	31 JUL 1987	1	13.72		

110m Hurdles Men
Semifinal 1/2

14 AUG 2014 / 19:15

Wind: +0.4 m/s

Rank	Name	Nat	Date of Birth	Lane	Reaction time	Result	
1	SHARMAN William	GBR	12 SEP 1984	5	0.157	13.16	Q PB
2	SHUBENKOV Sergey	RUS	4 OCT 1990	3	0.158	13.16	Q
3	CLARKE Lawrence	GBR	12 MAR 1990	7	0.139	13.47	Q
4	BALNUWEIT Erik	GER	21 SEP 1988	8	0.149	13.49	
5	MARTINOT-LAGARDE Thomas	FRA	7 FEB 1988	6	0.151	13.50	
6	DOUVALIDIS Konstadinos	GRE	10 MAR 1987	2	0.152	13.56	
7	TRABER Gregor	GER	2 DEC 1992	4	0.163	13.58	
8	DAL MOLIN Paolo	ITA	31 JUL 1987	1	0.133	13.72	

110m Hurdles Men
Semifinal 2/2

14 AUG 2014 / 19:25

Wind: -0.3 m/s

Rank	Name	Nat	Date of Birth	Lane	Reaction time	Result	
1	MARTINOT-LAGARDE Pascal	FRA	22 SEP 1991	5	0.140	13.17	Q
2	BAJI Balázs	HUN	9 JUN 1989	4	0.148	13.31	Q NR
3	BASCOU Dimitri	FRA	20 JUL 1987	3	0.149	13.33	Q
4	SVOBODA Petr	CZE	10 OCT 1984	8	0.150	13.39	q SB
5	NOGA Artur	POL	2 MAY 1988	6	0.163	13.39	q SB
6	BÜHLER Matthias	GER	2 SEP 1986	7	0.142	13.39	=SB
7	TURNER Andy	GBR	19 SEP 1980	2	0.143	13.57	
8	SHABANOV Konstantin	RUS	17 NOV 1989	1	0.155	13.66	

Qualified: First 3 in each heat (Q) and 2 best performers (q) advance to the Final

Results

110m Hurdles Men

Final

14 AUG 2014 / 21:50

Wind: +0.5 m/s

Rank	Name	Nat	Date of Birth	Lane	Reaction time	Result	
1	SHUBENKOV Sergey	RUS	4 OCT 1990	4	0.161	13.19	
2	SHARMAN William	GBR	12 SEP 1984	3	0.138	13.27	
3	MARTINOT-LAGARDE Pascal	FRA	22 SEP 1991	5	0.143	13.29	
4	BAJI Balázs	HUN	9 JUN 1989	6	0.145	13.29	NR
5	SVOBODA Petr	CZE	10 OCT 1984	2	0.146	13.63	
6	NOGA Artur	POL	2 MAY 1988	1	0.160	14.25	
	BASCOU Dimitri	FRA	20 JUL 1987	7	0.150	DQ	R 163.2
	CLARKE Lawrence	GBR	12 MAR 1990	8		DNS	

400m Hurdles Men

Round 1

12 AUG 2014 / 11:00

Rank	Name	Nat	Date of Birth	Lane	Result	
1	KUDRYAVTSEV Denis	RUS	13 APR 1992	7	49.05	Q
2	KÖNIGSMARK Varg	GER	28 APR 1992	6	49.46	Q
3	DÉCIMUS Yoan	FRA	30 NOV 1987	3	49.60	Q SB
4	HUSSEIN Kariem	SUI	1 APR 1989	6	49.70	Q
5	MÁGI Rasmus	EST	4 MAY 1992	2	49.72	Q
6	DOBEK Patryk	POL	13 FEB 1994	4	49.73	Q
7	FLANNERY Niall	GBR	26 APR 1991	5	49.77	Q
8	BARR Thomas	IRL	24 JUL 1992	2	49.79	Q
9	BEKRIC Emir	SRB	14 MAR 1991	3	49.82	Q
10	RODGER Sebastian	GBR	29 JUN 1991	6	49.88	Q
11	BROŽ Michal	CZE	16 JUN 1992	2	49.90	Q SB
12	CHALYY Timofey	RUS	7 APR 1994	8	49.92	Q
13	MÖRÖ Oskari	FIN	31 JAN 1993	6	49.97	Q PB
14	VANHAEREN Stef	BEL	15 JAN 1992	8	49.98	q
15	BULTHEEL Michaël	BEL	30 JUN 1986	5	50.18	Q
16	FRANZ Felix	GER	6 MAY 1993	4	50.23	Q
17	KOROKNAI Máté	HUN	13 JAN 1993	7	50.33	Q PB
18	KANERVO Jussi	FIN	1 FEB 1993	4	50.35	q PB
19	CAPOTOSTI Leonardo	ITA	24 JUL 1988	5	50.45	Q
20	BURTON Tom	GBR	29 OCT 1988	8	50.47	Q
21	NECHYPORENKO Denys	UKR	7 JAN 1990	2	50.63	q
22	MELNYKOV Stanislav	UKR	26 FEB 1987	7	50.72	q SB
23	MIRONOV Oleg	RUS	5 MAR 1993	6	50.78	Q
24	RUMMENS Tim	BEL	16 DEC 1987	5	50.80	
25	KOROKNAI Tibor	HUN	24 JAN 1990	8	50.84	
26	BALTUŠS Janis	LAT	26 JUN 1991	7	50.89	Q PB
27	FERNÁNDEZ Sérgio	ESP	1 APR 1993	3	50.89	
28	KAIN Thomas	AUT	24 OCT 1993	4	50.90	Q PB
29	HARTLING Nicolai	DEN	17 JAN 1994	8	51.15	
30	KJERPESET Øyvind	NOR	12 DEC 1991	2	51.23	
31	PUEMI Jonathan	SUI	7 APR 1991	5	51.40	=SB
32	HARVEY Jason	IRL	9 APR 1991	1	51.91	
33	SENJARIC Yann Eloi	CRO	1 OCT 1989	3	52.14	
34	JAGOR Jaak-Heinrich	EST	11 MAY 1990	3	52.67	
35	FRISCH Jacques	LUX	18 DEC 1987	4	54.06	
36	CRAVCENCO Alexei	MDA	30 AUG 1988	7	55.66	

Results

400m Hurdles Men

Round 1 Heat 1/5

12 AUG 2014 / 11:00

Rank	Name	Nat	Date of Birth	Lane	Reaction time	Result
1	KUDRYAVTSEV Denis	RUS	13 APR 1992	7	0.172	49.05 Q
2	KÖNIGSMARK Varg	GER	28 APR 1992	6	0.231	49.46 Q
3	DÉCIMUS Yoan	FRA	30 NOV 1987	3	0.164	49.60 Q SB
4	BROŽ Michal	CZE	16 JUN 1992	2	0.162	49.90 Q SB
5	VANHAEREN Stef	BEL	15 JAN 1992	8	0.197	49.98 q
6	KANERVO Jussi	FIN	1 FEB 1993	4	0.148	50.35 q PB
7	PUEMI Jonathan	SUI	7 APR 1991	5	0.189	51.40 =SB

400m Hurdles Men

Round 1 Heat 2/5

12 AUG 2014 / 11:08

Rank	Name	Nat	Date of Birth	Lane	Reaction time	Result
1	BARR Thomas	IRL	24 JUL 1992	2	0.183	49.79 Q
2	FRANZ Felix	GER	6 MAY 1993	4	0.173	50.23 Q
3	KOROKNAI Máté	HUN	13 JAN 1993	7	0.175	50.33 Q PB
4	MIRONOV Oleg	RUS	5 MAR 1993	6	0.173	50.78 Q
5	RUMMENS Tim	BEL	16 DEC 1987	5	0.179	50.80
6	HARTLING Nicolai	DEN	17 JAN 1994	8	0.145	51.15
7	JAGOR Jaak-Heinrich	EST	11 MAY 1990	3	0.181	52.67

400m Hurdles Men

Round 1 Heat 3/5

12 AUG 2014 / 11:16

Rank	Name	Nat	Date of Birth	Lane	Reaction time	Result
1	MÁGI Rasmus	EST	4 MAY 1992	2	0.209	49.72 Q
2	DOBEK Patryk	POL	13 FEB 1994	4	0.185	49.73 Q
3	RODGER Sebastian	GBR	29 JUN 1991	6	0.197	49.88 Q
4	CAPOTOSTI Leonardo	ITA	24 JUL 1988	5	0.171	50.45 Q
5	MELNYKOV Stanislav	UKR	26 FEB 1987	7	0.221	50.72 q SB
6	KOROKNAI Tibor	HUN	24 JAN 1990	8	0.165	50.84
7	SENJARIC Yann Eloi	CRO	1 OCT 1989	3	0.188	52.14

400m Hurdles Men

Round 1 Heat 4/5

12 AUG 2014 / 11:24

Rank	Name	Nat	Date of Birth	Lane	Reaction time	Result
1	FLANNERY Niall	GBR	26 APR 1991	5	0.158	49.77 Q
2	BEKRIC Emir	SRB	14 MAR 1991	3	0.163	49.82 Q
3	CHALYY Timofey	RUS	7 APR 1994	8	0.178	49.92 Q
4	MÖRÖ Oskari	FIN	31 JAN 1993	6	0.155	49.97 Q PB
5	NECHYPORENKO Denys	UKR	7 JAN 1990	2	0.229	50.63 q
6	KAIN Thomas	AUT	24 OCT 1993	4	0.221	50.90 PB
7	CRAVCENCO Alexei	MDA	30 AUG 1988	7	0.161	55.66

Results

400m Hurdles Men
Round 1 Heat 5/5

12 AUG 2014 / 11:32

Rank	Name	Nat	Date of Birth	Lane	Reaction time	Result	
1	HUSSEIN Kariem	SUI	1 APR 1989	6	0.171	49.70	Q
2	BULTHEEL Michaël	BEL	30 JUN 1986	5	0.158	50.18	Q
3	BURTON Tom	GBR	29 OCT 1988	8	0.178	50.47	Q
4	BALTUŠS Janis	LAT	26 JUN 1991	7	0.216	50.89	Q
5	FERNÁNDEZ Sérgio	ESP	1 APR 1993	3	0.178	50.89	
6	KJERPESET Øyvind	NOR	12 DEC 1991	2	0.152	51.23	
7	HARVEY Jason	IRL	9 APR 1991	1	0.244	51.91	
8	FRISCH Jacques	LUX	18 DEC 1987	4	0.157	54.06	

Qualified: First 4 in each heat (Q) and 4 best performers (q) advance to the Semifinals

400m Hurdles Men
Semifinal

13 AUG 2014 / 18:30


Rank	Name	Nat	Date of Birth	Lane	Result	
1	MÄGI Rasmus	EST	4 MAY 1992	3	48.54	Q
2	CHALYY Timofey	RUS	7 APR 1994	8	48.69	Q
3	FRANZ Felix	GER	6 MAY 1993	5	48.96	q
4	MÖRÖ Oskari	FIN	31 JAN 1993	7	49.08	q
5	KUDRYAVTSEV Denis	RUS	13 APR 1992	5	49.09	Q
6	KÖNIGSMARK Varg	GER	28 APR 1992	4	49.12	Q
7	DOBEK Patryk	POL	13 FEB 1994	6	49.13	
8	HUSSEIN Kariem	SUI	1 APR 1989	3	49.16	Q
9	BEKRIC Emir	SRB	14 MAR 1991	6	49.21	Q
10	BARR Thomas	IRL	24 JUL 1992	5	49.30	
11	RODGER Sebastian	GBR	29 JUN 1991	3	49.47	
12	BULTHEEL Michaël	BEL	30 JUN 1986	4	49.62	
13	DÉCIMUS Yoan	FRA	30 NOV 1987	4	49.71	
14	FLANNERY Niall	GBR	26 APR 1991	6	50.15	
15	CAPOTOSTI Leonardo	ITA	24 JUL 1988	8	50.21	
16	NECHYPORENKO Denys	UKR	7 JAN 1990	2	50.35	
17	BROŽ Michal	CZE	16 JUN 1992	7	50.39	
18	BURTON Tom	GBR	29 OCT 1988	8	50.47	
19	MELNYKOV Stanislav	UKR	26 FEB 1987	2	50.60	
20	VANHAEREN Stef	BEL	15 JAN 1992	2	50.63	
21	MIRONOV Oleg	RUS	5 MAR 1993	1	50.69	
22	KOROKNAI Máté	HUN	13 JAN 1993	7	50.95	
23	BALTUŠS Janis	LAT	26 JUN 1991	1	50.96	
	KANERVO Jussi	FIN	1 FEB 1993	1	DNS	

400m Hurdles Men
Semifinal 1/3

13 AUG 2014 / 18:30

Rank	Name	Nat	Date of Birth	Lane	Reaction time	Result	
1	KUDRYAVTSEV Denis	RUS	13 APR 1992	5	0.151	49.09	Q
2	KÖNIGSMARK Varg	GER	28 APR 1992	4	0.231	49.12	Q
3	DOBEK Patryk	POL	13 FEB 1994	6	0.177	49.13	
4	RODGER Sebastian	GBR	29 JUN 1991	3	0.187	49.47	
5	CAPOTOSTI Leonardo	ITA	24 JUL 1988	8	0.180	50.21	
6	BROŽ Michal	CZE	16 JUN 1992	7	0.172	50.39	
7	MELNYKOV Stanislav	UKR	26 FEB 1987	2	0.156	50.60	
8	BALTUŠS Janis	LAT	26 JUN 1991	1	0.197	50.96	

INTERNET Service: www.european-athletics.org

Timing, Measurement & Data Service by  OMEGA

printed at SUN 17 AUG 2014 18:49

Page 26 of 132

Results

400m Hurdles Men
Semifinal 2/3

13 AUG 2014 / 18:36

Rank	Name	Nat	Date of Birth	Lane	Reaction time	Result
1	HUSSEIN Kariem	SUI	1 APR 1989	3	0.145	49.16 Q
2	BEKRIC Emir	SRB	14 MAR 1991	6	0.224	49.21 Q SB
3	BARR Thomas	IRL	24 JUL 1992	5	0.177	49.30
4	DÉCIMUS Yoan	FRA	30 NOV 1987	4	0.206	49.71
5	BURTON Tom	GBR	29 OCT 1988	8	0.155	50.47
6	VANHAEREN Stef	BEL	15 JAN 1992	2	0.155	50.63
7	MIRONOV Oleg	RUS	5 MAR 1993	1	0.152	50.69
8	KOROKNAI Máté	HUN	13 JAN 1993	7	0.183	50.95

400m Hurdles Men
Semifinal 3/3

13 AUG 2014 / 18:42

Rank	Name	Nat	Date of Birth	Lane	Reaction time	Result
1	MÄGI Rasmus	EST	4 MAY 1992	3	0.198	48.54 Q EL,NR
2	CHALYY Timofey	RUS	7 APR 1994	8	0.181	48.69 Q NUR
3	FRANZ Felix	GER	6 MAY 1993	5	0.229	48.96 q PB
4	MÖRÖ Oskari	FIN	31 JAN 1993	7	0.151	49.08 q NR
5	BULTHEEL Michaël	BEL	30 JUN 1986	4	0.159	49.62
6	FLANNERY Niall	GBR	26 APR 1991	6	0.169	50.15
7	NECHYPORENKO Denys	UKR	7 JAN 1990	2	0.231	50.35
	KANERVO Jussi	FIN	1 FEB 1993	1		DNS

Qualified: First 2 in each heat (Q) and 2 best performers (q) advance to the Final

400m Hurdles Men
Final

15 AUG 2014 / 20:52

Rank	Name	Nat	Date of Birth	Lane	Reaction time	Result
1	HUSSEIN Kariem	SUI	1 APR 1989	5	0.169	48.96 PB
2	MÄGI Rasmus	EST	4 MAY 1992	3	0.156	49.06
3	KUDRYAVTSEV Denis	RUS	13 APR 1992	6	0.158	49.16
4	CHALYY Timofey	RUS	7 APR 1994	4	0.159	49.56
5	FRANZ Felix	GER	6 MAY 1993	2	0.174	49.83
6	BEKRIC Emir	SRB	14 MAR 1991	7	0.233	49.90
7	KÖNIGSMARK Varg	GER	28 APR 1992	8	0.190	49.91
8	MÖRÖ Oskari	FIN	31 JAN 1993	1	0.149	50.14


Results

Marathon Men
Final

17 AUG 2014 / 9:00

Rank	Name	Nat	Date of Birth	Order	Result	
1	MEUCCI Daniele	ITA	7 OCT 1985	20	2:11:08	PB
2	SHEGUMO Yared	POL	10 JAN 1983	50	2:12:00	
3	REUNKOV Aleksey	RUS	28 JAN 1984	25	2:12:15	
4	GUERRA Javier	ESP	10 NOV 1983	18	2:12:32	
5	RÖTHLIN Viktor	SUI	14 OCT 1974	34	2:13:07	
6	MEFTAH Abdellatif	FRA	3 JAN 1982	27	2:13:16	
7	PERTILE Ruggero	ITA	8 AUG 1974	59	2:14:18	
8	POLLMÄCHER André	GER	22 MAR 1983	44	2:14:51	
9	ABRAHAM Tadesse	SUI	12 AUG 1982	6	2:15:05	
10	RIBAS Ricardo	POR	8 OCT 1977	5	2:15:43	
11	KISELEV Stepan	RUS	3 NOV 1986	51	2:15:45	
12	ŽOLNEROVICS Valerijs	LAT	19 APR 1985	14	2:15:56	SB
13	HABARUREMA Jean - Domascene	FRA	4 DEC 1976	32	2:16:04	
14	EL HACHIMI Abdelhadi	BEL	15 DEC 1974	35	2:16:35	
15	MALATY Benjamin	FRA	7 MAY 1986	61	2:17:09	
16	BEN LKHAINOUCH El Hassane	FRA	1 JUN 1981	52	2:17:54	
17	BUOLFSEN Lars	DEN	12 AUG 1980	42	2:17:54	
18	FOSTI Roman	EST	6 JUN 1983	28	2:17:54	PB
19	ANDERSEN Henrik Them	DEN	16 JUN 1982	19	2:17:55	
20	HEHIR Sean	IRL	27 JAN 1985	70	2:17:59	
21	RYBIN Sergey	RUS	30 SEP 1985	56	2:18:04	
22	FAURSCHOU Jesper	DEN	1 JUL 1983	33	2:18:12	
23	KREIENBÜHL Christian	SUI	6 JUN 1981	1	2:18:36	
24	RUSS Ihor	UKR	4 JUN 1988	58	2:19:19	
25	MOHAMED Mustafa	SWE	1 MAR 1979	71	2:19:29	
26	BILGIÇ Fatih	TUR	1 JUN 1985	9	2:19:49	PB
27	BABARYKA Ivan	UKR	11 NOV 1982	68	2:20:19	
28	SEAWARD Kevin	IRL	3 OCT 1983	41	2:20:30	
29	OLEFIRENKO Ihor	UKR	14 MAR 1990	4	2:20:36	
30	INDONGO Ruben	FRA	26 APR 1981	38	2:20:39	
31	RAYMAEKERS Koen	NED	31 JAN 1980	45	2:20:49	
32	PALAMINI Michele	ITA	19 SEP 1991	55	2:21:32	
33	BROX Håkon	NOR	18 JAN 1985	24	2:21:47	PB
34	KARLSSON Kári Steinn	ISL	19 MAY 1986	39	2:21:56	
35	FRAZER Thomas	IRL	10 SEP 1981	65	2:22:33	
36	MOLENHUIS Olfert	NED	28 SEP 1983	72	2:22:45	
37	OTT Michael	SUI	22 MAR 1982	48	2:22:51	
38	JOHANSSON Fredrik	SWE	30 DEC 1985	11	2:23:10	
39	MOREIRA José	POR	5 MAY 1980	22	2:24:23	
40	YOSEF Yimharan	ISR	12 MAR 1986	63	2:24:26	
41	WUVE Berihun	ISR	7 MAR 1982	8	2:24:39	
42	SCHRÖER Ronald	NED	28 SEP 1984	49	2:24:51	
43	BRZEZINSKI Blazej	POL	30 JUL 1987	13	2:25:17	
44	WIESER Patrick	SUI	1 JUN 1905	36	2:25:33	
45	PFLÜGL Christian	AUT	24 DEC 1978	40	2:25:51	
46	LEHMANN Adrian	SUI	16 DEC 1989	64	2:26:37	
47	LERDAHL Emil	SWE	26 OCT 1982	29	2:27:17	
48	BECH Peter	DEN	1 OCT 1976	12	2:28:38	
49	ÇAGLAYAN Mehmet	TUR	30 JUL 1985	57	2:30:16	
50	RAMON Amir	ISR	13 AUG 1986	21	2:30:45	
	BARANOVSKYY Dmytro	UKR	28 JUL 1979	62	DNF	
	BAYRAM Muzaffer	TUR	11 NOV 1990	46	DNF	
	BUTA Urige	NOR	28 NOV 1978	16	DNF	
	CHABOWSKI Marcin	POL	28 MAY 1986	17	DNF	
	ENGSTRÖM Patrik	SWE	29 JUN 1977	37	DNF	
	FERREIRA Hermano	POR	16 NOV 1982	66	DNF	

INTERNET Service: www.european-athletics.org

Timing, Measurement & Data Service by  OMEGA

printed at SUN 17 AUG 2014 18:49

Page 28 of 132

Results

	IONESCU Marius	ROU	18 DEC 1984	15		DNF	
	LALLI Andrea	ITA	20 MAY 1987	69		DNF	
	MUSLU Ercan	TUR	1 DEC 1988	23		DNF	
	NIKOLAJEV Ilja	EST	3 JUL 1981	43		DNF	
	NIKOLOV Iolo	BUL	4 FEB 1984	47		DNF	
	NILSSON David	SWE	16 APR 1987	60		DNF	
	PAK Hasan	TUR	2 OCT 1989	30		DNF	
	PELLECCHIA Liberato	ITA	21 OCT 1982	3		DNF	
	RICATTI Domenico	ITA	16 MAY 1979	10		DNF	
	SILVA Rui Pedro	POR	6 MAY 1981	7		DNF	
	SOKOLOV Aleksey A.	RUS	15 APR 1983	67		DNF	
	SZOST Henryk	POL	20 JAN 1982	53		DNF	
	WOLDU Daniel	SWE	2 JAN 1989	26		DNF	
	ZIMRO Zohar	ISR	25 JUL 1977	54		DNF	
	POLLOCK Paul	IRL	25 JUN 1986	2		DNS	
	VAN DEN BROEK Hugo	NED	18 SEP 1976	31		DNS	

Intermediate times:	5 km	15:46	PERTILE Ruggero (ITA)
	10 km	31:11	CHABOWSKI Marcin (POL)
	15 km	46:13	CHABOWSKI Marcin (POL)
	20 km	1:01:25	CHABOWSKI Marcin (POL)
	Half	1:04:45	CHABOWSKI Marcin (POL)
	25 km	1:16:35	CHABOWSKI Marcin (POL)
	30 km	1:32:19	CHABOWSKI Marcin (POL)
	35 km	1:48:42	MEUCCI Daniele (ITA)
	40 km	2:04:25	MEUCCI Daniele (ITA)

High Jump Men
Qualification

13 AUG 2014 / 10:07

Rank	Name	Nat	Date of Birth	Order	Result	
1	BÁBA Jaroslav	CZE	2 SEP 1984	8	2.23	q
1	BONDARENKO Bogdan	UKR	30 AUG 1989	9	2.23	q
1	DONISAN Mihai	ROU	24 JUL 1988	4	2.23	q
1	THEINER Wojciech	POL	25 JUN 1986	5	2.23	q
1	UKHOV Ivan	RUS	29 MAR 1986	3	2.23	q
6	FASSINOTTI Marco	ITA	29 APR 1989	6	2.23	q
6	PROTSENKO Andriy	UKR	20 MAY 1988	4	2.23	q
6	TSYPLAKOV Daniyil	RUS	29 JUL 1992	11	2.23	q
9	BAKER Chris	GBR	2 FEB 1991	7	2.23	q
9	IVANOV Tihomir	BUL	11 JUL 1994	8	2.23	q
11	CHURYLA Andrei	BLR	19 MAY 1993	6	2.23	q
12	KRYMARENKO Yuriy	UKR	11 AUG 1983	11	2.19	q
12	STANYS Raivydas	LTU	3 FEB 1987	1	2.19	q
12	TAMBERI Gianmarco	ITA	1 JUN 1992	5	2.19	q
15	VIITA Jussi	FIN	26 SEP 1985	9	2.19	
16	ROSSI Eugenio	SMR	6 MAR 1992	12	2.19	
17	BEER Lukáš	SVK	23 AUG 1989	1	2.19	
18	BUBENÍK Matúš	SVK	14 NOV 1989	2	2.19	
19	HANANY Mickaël	FRA	25 MAR 1983	10	2.19	
20	BANIÓTIS Konstadínos	GRE	6 NOV 1986	2	2.15	
21	MÁSTORAS Adónios	GRE	6 JAN 1991	3	2.15	
22	NINOV Viktor	BUL	19 JUN 1988	10	2.15	
23	DMITRIK Aleksey	RUS	12 APR 1984	7	2.10	

Results

Qualification (cont.)

Qualification		2.10	2.15	2.19	2.23
1	BÁBA J	-	o	o	o
1	BONDARENKO B	-	-	-	o
1	DONISAN M	o	o	o	o
1	THEINER W	o	o	o	o
1	UKHOV I	-	o	o	o
6	FASSINOTTI M	o	o	o	xo
6	PROTSENKO A	-	o	o	xo
6	TSYPLAKOV D	o	o	o	xo
9	BAKER C	o	o	o	xxo
9	IVANOV T	o	o	o	xxo
11	CHURYLA A	o	o	xo	xxo
12	KRYMARENKO Y	o	o	o	xxx
12	STANYS R	o	o	o	xxx
12	TAMBERI G	o	o	o	xxx
15	VIITA J	o	xo	o	xxx
16	ROSSI E	xo	o	xo	xxx
17	BEER L	o	xxo	xo	xxx
18	BUBENÍK M	o	o	xxo	xxx
19	HANANY M	-	xo	xxo	xxx
20	BANIÓTIS K	o	o	xxx	
21	MÁSTORAS A	-	xo	xxx	
22	NINOV V	o	xxo	xxx	
23	DMITRIK A	o	xxx		

High Jump Men

Qualification Group A

13 AUG 2014 / 10:07

Rank	Name	Nat	Date of Birth	Order	Result
1	BONDARENKO Bogdan	UKR	30 AUG 1989	9	2.23 q
1	DONISAN Mihai	ROU	24 JUL 1988	4	2.23 q
3	TSYPLAKOV Daniyil	RUS	29 JUL 1992	11	2.23 q
4	BAKER Chris	GBR	2 FEB 1991	7	2.23 q
4	IVANOV Tihomir	BUL	11 JUL 1994	8	2.23 q
6	CHURYLA Andrei	BLR	19 MAY 1993	6	2.23 q
7	STANYS Raivydas	LTU	3 FEB 1987	1	2.19 q
7	TAMBERI Gianmarco	ITA	1 JUN 1992	5	2.19 q
9	BUBENÍK Matúš	SVK	14 NOV 1989	2	2.19
10	HANANY Mickaël	FRA	25 MAR 1983	10	2.19
11	MÁSTORAS Adónios	GRE	6 JAN 1991	3	2.15

		2.10	2.15	2.19	2.23
1	BONDARENKO B	-	-	-	o
1	DONISAN M	o	o	o	o
3	TSYPLAKOV D	o	o	o	xo
4	BAKER C	o	o	o	xxo
4	IVANOV T	o	o	o	xxo
6	CHURYLA A	o	o	xo	xxo
7	STANYS R	o	o	o	xxx
7	TAMBERI G	o	o	o	xxx
9	BUBENÍK M	o	o	xxo	xxx
10	HANANY M	-	xo	xxo	xxx
11	MÁSTORAS A	-	xo	xxx	

Results

High Jump Men

Qualification Group B

13 AUG 2014 / 10:07

Rank	Name	Nat	Date of Birth	Order	Result
1	BÁBA Jaroslav	CZE	2 SEP 1984	8	2.23 q
1	THEINER Wojciech	POL	25 JUN 1986	5	2.23 q
1	UKHOV Ivan	RUS	29 MAR 1986	3	2.23 q
4	FASSINOTTI Marco	ITA	29 APR 1989	6	2.23 q
4	PROTSENKO Andriy	UKR	20 MAY 1988	4	2.23 q
6	KRYMARENKO Yuriy	UKR	11 AUG 1983	11	2.19 q
7	VIITA Jussi	FIN	26 SEP 1985	9	2.19
8	ROSSI Eugenio	SMR	6 MAR 1992	12	2.19
9	BEER Lukáš	SVK	23 AUG 1989	1	2.19
10	BANIÓTIS Konstadínos	GRE	6 NOV 1986	2	2.15
11	NINOV Viktor	BUL	19 JUN 1988	10	2.15
12	DMITRIK Aleksey	RUS	12 APR 1984	7	2.10

	2.10	2.15	2.19	2.23
1	BÁBA J	-	o	o
1	THEINER W	o	o	o
1	UKHOV I	-	o	o
4	FASSINOTTI M	o	o	xo
4	PROTSENKO A	-	o	xo
6	KRYMARENKO Y	o	o	xxx
7	VIITA J	o	xo	xxx
8	ROSSI E	xo	o	xxx
9	BEER L	o	xxo	xo
10	BANIÓTIS K	o	o	xxx
11	NINOV V	o	xxo	xxx
12	DMITRIK A	o	xxx	

Qualified: qualifying perf. 2.28 (Q) or 12 best performers (q) to the advance to the Final

High Jump Men


Final

15 AUG 2014 / 19:46

Rank	Name	Nat	Date of Birth	Order	Result
1	BONDARENKO Bogdan	UKR	30 AUG 1989	3	2.35
2	PROTSENKO Andriy	UKR	20 MAY 1988	10	2.33
3	UKHOV Ivan	RUS	29 MAR 1986	2	2.30
4	BÁBA Jaroslav	CZE	2 SEP 1984	5	2.30
5	TSYPLAKOV Daniyil	RUS	29 JUL 1992	14	2.26
6	KRYMARENKO Yuriy	UKR	11 AUG 1983	6	2.26
7	FASSINOTTI Marco	ITA	29 APR 1989	8	2.26
7	IVANOV Tihomir	BUL	11 JUL 1994	12	2.26
7	TAMBERI Gianmarco	ITA	1 JUN 1992	11	2.26 SB
10	THEINER Wojciech	POL	25 JUN 1986	1	2.26
11	BAKER Chris	GBR	2 FEB 1991	13	2.21
11	CHURYLA Andrei	BLR	19 MAY 1993	4	2.21
11	DONISAN Mihai	ROU	24 JUL 1988	9	2.21
	STANYS Raivydas	LTU	3 FEB 1987	7	NM

	2.21	2.26	2.30	2.33	2.35	2.37	2.39	2.41	2.43
1	BONDARENKO B	-	xo	-	xo	-	-	-	xr
2	PROTSENKO A	o	xxo	o	xo	xx			
3	UKHOV I	o	o	o	xxx				
4	BÁBA J	o	xxo	xo	xxx				
5	TSYPLAKOV D	o	o	xxx					
6	KRYMARENKO Y	xxo	o	xxx					
7	FASSINOTTI M	o	xo	xxx					
7	IVANOV T	o	xo	xxx					
7	TAMBERI G	o	xo	xxx					
10	THEINER W	o	xxo	xxx					
11	BAKER C	xxo	xxx						
11	CHURYLA A	xxo	xxx						
11	DONISAN M	xxo	xxx						
	STANYS R	xxx							

INTERNET Service: www.european-athletics.org

Timing, Measurement & Data Service by  OMEGA

printed at SUN 17 AUG 2014 18:49

Page 31 of 132

Results

Pole Vault Men
Qualification

14 AUG 2014 / 10:15

Rank	Name	Nat	Date of Birth	Order	Result
1	LAVILLENIE Renaud	FRA	18 SEP 1986	9	5.60 q
2	KUDLICKA Jan	CZE	29 APR 1988	3	5.60 q
3	LEWIS Steven	GBR	20 MAY 1986	13	5.50 q
3	MENALDO Kévin	FRA	12 JUL 1992	8	5.50 q
3	MUDROV Ilya	RUS	17 NOV 1991	14	5.50 q
3	SOBERA Robert	POL	19 JAN 1991	5	5.50 q
7	DILLA Karsten	GER	17 JUL 1989	10	5.50 q
7	GRIPICH Aleksandr	RUS	21 SEP 1986	13	5.50 q
9	FILIPPÍDIS Konstadinos	GRE	26 NOV 1986	5	5.50 q
10	KUCHERYANU Sergey	RUS	30 JUN 1985	1	5.50 q
11	FERREIRA Diogo	POR	30 JUL 1990	1	5.50 q
12	LISEK Piotr	POL	16 AUG 1992	2	5.50 q
12	WOJCIECHOWSKI Pawel	POL	6 JUN 1989	12	5.50 q
14	MAIA Edi	POR	10 NOV 1987	7	5.50
15	RICHARDS Marquis	SUI	29 JUL 1991	6	5.40
16	ART Arnaud	BEL	28 JAN 1993	11	5.30
16	BYCHKOV Igor	ESP	7 MAR 1987	9	5.30
16	PATSOUKÁKIS Dimitrios	GRE	18 MAR 1987	12	5.30
19	SVÁRD-JACOBSSON Melker	SWE	8 JAN 1994	3	5.30
20	BALNER Michal	CZE	12 SEP 1982	6	5.30
20	CUTTS Luke	GBR	13 FEB 1988	14	5.30
	ARENTE Mareks	LAT	6 JUN 1986	15	NM
	GIBILISCO Giuseppe	ITA	5 JAN 1979	4	NM
	PUJATS Pauls	LAT	6 AUG 1991	2	NM
	SALAS Didac	ESP	19 MAY 1993	11	NM
	SCHERBARTH Tobias	GER	17 AUG 1985	8	NM
	STYLIANOU Nikandros	CYP	22 AUG 1989	7	NM
	JENG Alhaji	SWE	13 DEC 1981	4	DNS
	MOHR Malte	GER	24 JUL 1986	10	DNS

	5.30	5.40	5.50	5.60
1	LAVILLENIE R	-	-	xo
2	KUDLICKA J	-	o	xxo
3	LEWIS S	-	o	-
3	MENALDO K	o	-	o
3	MUDROV I	-	-	o
3	SOBERA R	o	-	o
7	DILLA K	o	xo	o
7	GRIPICH A	o	xo	o
9	FILIPPÍDIS K	xo	xo	o
10	KUCHERYANU S	xo	-	xo
11	FERREIRA D	xxo	o	xo
12	LISEK P	o	-	xxo
12	WOJCIECHOWSKI P	o	-	xxo
14	MAIA E	xo	xo	xxo
15	RICHARDS M	xo	o	xxx
16	ART A	o	-	xxx
16	BYCHKOV I	o	-	xxx
16	PATSOUKÁKIS D	o	xxx	-
19	SVÁRD-JACOBSSON M	xo	xxx	-
20	BALNER M	xxo	-	xxx
20	CUTTS L	xxo	xxx	-
	ARENTE M	-	x-	r
	GIBILISCO G	-	xxx	-
	PUJATS P	xxx	-	-
	SALAS D	xxx	-	-
	SCHERBARTH T	-	xxx	-
	STYLIANOU N	xxx	-	-
	JENG A	-	-	-
	MOHR M	-	-	-

INTERNET Service: www.european-athletics.org

Timing, Measurement & Data Service by  OMEGA

printed at SUN 17 AUG 2014 18:49

Page 32 of 132

Results

Pole Vault Men

Qualification Group A

14 AUG 2014 / 10:15

Rank	Name	Nat	Date of Birth	Order	Result
1	LAVILLENIE Renaud	FRA	18 SEP 1986	9	5.60 q
2	DILLA Karsten	GER	17 JUL 1989	10	5.50 q
2	GRIPICH Aleksandr	RUS	21 SEP 1986	13	5.50 q
4	FILIPPÍDIS Konstadínos	GRE	26 NOV 1986	5	5.50 q
5	FERREIRA Diogo	POR	30 JUL 1990	1	5.50 q
6	WOJCIECHOWSKI Pawel	POL	6 JUN 1989	12	5.50 q
7	SVÅRD-JACOBSSON Melker	SWE	8 JAN 1994	3	5.30
8	BALNER Michal	CZE	12 SEP 1982	6	5.30
8	CUTTS Luke	GBR	13 FEB 1988	14	5.30
	GIBILISCO Giuseppe	ITA	5 JAN 1979	4	NM
	PUJATS Pauls	LAT	6 AUG 1991	2	NM
	SALAS Didac	ESP	19 MAY 1993	11	NM
	SCHERBARTH Tobias	GER	17 AUG 1985	8	NM
	STYLIANOU Nikandros	CYP	22 AUG 1989	7	NM

	5.30	5.40	5.50	5.60
1	LAVILLENIE R -	-	-	xo
2	DILLA K o	xo	o	-
2	GRIPICH A o	xo	o	-
4	FILIPPÍDIS K xo	xo	o	-
5	FERREIRA D xxo	o	xo	-
6	WOJCIECHOWSKI P o	-	xxo	-
7	SVÅRD-JACOBSSON M xo	xxx	-	-
8	BALNER M xxo	-	xxx	-
8	CUTTS L xxo	xxx	-	-
	GIBILISCO G -	xxx	-	-
	PUJATS P xxx	-	-	-
	SALAS D xxx	-	-	-
	SCHERBARTH T -	xxx	-	-
	STYLIANOU N xxx	-	-	-

Pole Vault Men

Qualification Group B

14 AUG 2014 / 10:15

Rank	Name	Nat	Date of Birth	Order	Result
1	KUDLICKA Jan	CZE	29 APR 1988	3	5.60 q
2	LEWIS Steven	GBR	20 MAY 1986	13	5.50 q
2	MENALDO Kévin	FRA	12 JUL 1992	8	5.50 q
2	MUDROV Ilya	RUS	17 NOV 1991	14	5.50 q
2	SOBERA Robert	POL	19 JAN 1991	5	5.50 q
6	KUCHERYANU Sergey	RUS	30 JUN 1985	1	5.50 q
7	LISEK Piotr	POL	16 AUG 1992	2	5.50 q
8	MAIA Edi	POR	10 NOV 1987	7	5.50
9	RICHARDS Marquis	SUI	29 JUL 1991	6	5.40
10	ART Arnaud	BEL	28 JAN 1993	11	5.30
10	BYCHKOV Igor	ESP	7 MAR 1987	9	5.30
10	PATSOUKÁKIS Dimitrios	GRE	18 MAR 1987	12	5.30
	ARENTS Mareks	LAT	6 JUN 1986	15	NM
	JENG Alhaji	SWE	13 DEC 1981	4	DNS
	MOHR Malte	GER	24 JUL 1986	10	DNS

Results

Qualification Group B (cont.)

Qualification Group B	5.30	5.40	5.50	5.60
1 KUDLICKA J	-	o	-	xxo
2 LEWIS S	-	o	o	-
2 MENALDO K	o	-	o	-
2 MUDROV I	-	-	o	-
2 SOBERA R	o	-	o	-
6 KUCHERYANU S	xo	-	xo	-
7 LISEK P	o	-	xxo	-
8 MAIA E	xo	xo	xxo	-
9 RICHARDS M	xo	o	xxx	-
10 ART A	o	-	xxx	-
10 BYCHKOV I	o	-	xxx	-
10 PATSOUKÁKIS D	o	xxx	-	-
ARENTS M	-	x-	r	-
JENG A	-	-	-	-
MOHR M	-	-	-	-

Qualified: qualifying perf. 5.65 (Q) or 12 best performers (q) to the advance to the Final

Pole Vault Men

Final

16 AUG 2014 / 15:03

Rank	Name	Nat	Date of Birth	Order	Result
1	LAVILLENIE Renaud	FRA	18 SEP 1986	7	5.90
2	WOJCIECHOWSKI Pawel	POL	6 JUN 1989	6	5.70
3	KUDLICKA Jan	CZE	29 APR 1988	11	5.70
3	MENALDO Kévin	FRA	12 JUL 1992	2	5.70
5	GRIPICH Aleksandr	RUS	21 SEP 1986	5	5.65
6	LISEK Piotr	POL	16 AUG 1992	14	5.65
7	FILIPPÍDIS Konstadínos	GRE	26 NOV 1986	1	5.60
8	MAIA Edi	POR	10 NOV 1987	9	5.60 =SB
9	DILLA Karsten	GER	17 JUL 1989	4	5.40
9	KUCHERYANU Sergey	RUS	30 JUN 1985	3	5.40
11	LEWIS Steven	GBR	20 MAY 1986	13	5.40
	FERREIRA Diogo	POR	30 JUL 1990	10	NM
	MUDROV Ilya	RUS	17 NOV 1991	8	NM
	SOBERA Robert	POL	19 JAN 1991	12	NM

	5.40	5.50	5.60	5.65	5.70	5.75	5.80	5.85	5.90	5.95	6.01
1 LAVILLENIE R	-	-	-	o	-	-	o	-	xo	-	xxx
2 WOJCIECHOWSKI P	-	o	-	o	o	xxx	-	-	-	-	-
3 KUDLICKA J	-	o	xo	-	o	xxx	-	-	-	-	-
3 MENALDO K	o	-	xo	o	o	xxx	-	-	-	-	-
5 GRIPICH A	xo	o	xxo	o	xxx	-	-	-	-	-	-
6 LISEK P	o	o	xo	xo	x-	xx	-	-	-	-	-
7 FILIPPÍDIS K	o	o	o	xxx	-	-	-	-	-	-	-
8 MAIA E	xo	o	xxo	xxx	-	-	-	-	-	-	-
9 DILLA K	o	-	xxx	-	-	-	-	-	-	-	-
9 KUCHERYANU S	o	-	xx-	x	-	-	-	-	-	-	-
11 LEWIS S	xxo	-	x-	-	xx	-	-	-	-	-	-
FERREIRA D	xxx	-	-	-	-	-	-	-	-	-	-
MUDROV I	-	xxx	-	-	-	-	-	-	-	-	-
SOBERA R	xxx	-	-	-	-	-	-	-	-	-	-

Results

Long Jump Men


Qualification

15 AUG 2014 / 19:30

Rank	Name	Nat	Date of Birth	Order	Result	
1	TSÁTOUMAS Louís	GRE	12 FEB 1982	2	8.19	Q
2	CÁCERES Eusebio	ESP	10 SEP 1991	1	8.05	Q
3	RUTHERFORD Greg	GBR	17 NOV 1986	12	8.03	Q
4	REIF Christian	GER	24 OCT 1984	7	8.02	Q
5	TOMLINSON Chris	GBR	15 SEP 1981	12	7.89	q
6	JASZCZUK Tomasz	POL	9 MAR 1992	6	7.83	q
7	GOMIS Kafétien	FRA	23 MAR 1980	11	7.83	q
8	JEGEDE Jj	GBR	3 OCT 1985	4	7.81	q
9	TORNÉUS Michel	SWE	26 MAY 1986	10	7.81	q
10	STRZALKOWSKI Adrian	POL	28 MAR 1990	13	7.80	q
11	MISANS Elvijs	LAT	4 AUG 1989	2	7.79	q
12	GAISAH Ignisious	NED	20 JUL 1983	3	7.78	q
13	MENKOV Aleksandr	RUS	7 DEC 1990	13	7.78	
14	PETROV Aleksandr	RUS	19 AUG 1986	4	7.75	
15	SDIRI Salim	FRA	26 OCT 1978	14	7.74	
16	VITONIS Tomas	LTU	19 SEP 1991	11	7.68	
17	MYKOLAITIS Povilas	LTU	22 FEB 1983	14	7.66	
18	ZELLWEGER Yves	SUI	27 MAR 1987	7	7.64	
19	TSÁKONAS Yeóryios	GRE	22 JAN 1988	3	7.64	
20	OKUTU Jean Marie	ESP	4 AUG 1988	15	7.64	
21	HOWARD Julian	GER	3 APR 1989	8	7.63	
22	SMAJLAJ Izmir	ALB	29 MAR 1993	8	7.56	NUR
23	BAYER Sebastian	GER	11 JUN 1986	5	7.56	
24	PERVAN Dino	CRO	12 JAN 1991	9	7.53	
25	BROOThAERTS Mathias	BEL	12 JUL 1994	10	7.48	
26	CATANIA Emanuele	ITA	3 OCT 1988	6	7.31	
27	XENIKÁKIS Nikólaos	GRE	23 DEC 1994	1	7.12	
28	MÉLIZ Luis Felipe	ESP	11 AUG 1979	15	6.85	
29	TREMIGLIOZZI Stefano	ITA	7 MAY 1985	9	4.77	
	NERKARARYAN Gor	ARM	24 MAR 1993	5	NM	

	1	2	3	
1	TSÁTOUMAS L	7.94 (+0.2)	8.19 (-0.5)	
2	CÁCERES E	7.64 (-0.6)	8.05 (-0.2)	
3	RUTHERFORD G	7.95 (-0.2)	8.03 (+0.4)	
4	REIF C	7.52 (+0.4)	8.02 (0.0)	
5	TOMLINSON C	7.68 (-0.1)	7.27 (+0.1)	7.89 (-0.3)
6	JASZCZUK T	x (+0.2)	7.83 (0.0)	7.58 (+1.0)
7	GOMIS K	7.83 (0.0)	x (0.0)	x (+0.6)
8	JEGEDE J	7.64 (-0.9)	7.76 (-0.4)	7.81 (-0.4)
9	TORNÉUS M	7.81 (-0.4)	7.69 (+0.2)	-
10	STRZALKOWSKI A	7.70 (-1.0)	7.71 (-0.3)	7.80 (+0.3)
11	MISANS E	7.54 (-0.3)	7.79 (-0.3)	7.71 (+0.1)
12	GAISAH I	7.78 (+0.1)	x (+0.1)	7.72 (-0.1)
13	MENKOV A	7.63 (0.0)	x (+0.8)	7.78 (-0.3)
14	PETROV A	x (0.0)	5.29 (-0.1)	7.75 (+0.2)
15	SDIRI S	7.53 (-0.2)	x (+0.6)	7.74 (-0.8)
16	VITONIS T	7.68 (+0.7)	5.41 (-0.3)	5.26 (+0.2)
17	MYKOLAITIS P	x (0.0)	7.61 (+0.2)	7.66 (+0.3)
18	ZELLWEGER Y	7.64 (-0.7)	7.04 (-0.4)	7.63 (-0.3)
19	TSÁKONAS Y	7.64 (-0.4)	x (-0.5)	7.44 (-0.8)
20	OKUTU J	7.64 (-0.4)	x (+0.9)	7.39 (-0.1)
21	HOWARD J	7.61 (+0.1)	x (0.0)	7.63 (-0.6)
22	SMAJLAJ I	7.56 (-0.2)	7.42 (-0.1)	7.29 (+0.5)
23	BAYER S	x (+0.3)	7.33 (0.0)	7.56 (+0.3)
24	PERVAN D	x (-0.4)	7.53 (+0.1)	x (+0.4)
25	BROOThAERTS M	7.48 (-0.4)	x (+0.9)	7.41 (-0.8)
26	CATANIA E	x (+0.2)	7.25 (+0.4)	7.31 (-0.6)
27	XENIKÁKIS N	6.99 (0.0)	7.12 (-0.6)	7.06 (+0.2)
28	MÉLIZ L	6.85 (-0.8)	4.34 (-0.3)	-
29	TREMIGLIOZZI S	x (0.0)	x (-0.2)	4.77 (+0.1)
	NERKARARYAN G	-	r	

INTERNET Service: www.european-athletics.org

Timing, Measurement & Data Service by  OMEGA

printed at SUN 17 AUG 2014 18:49

Page 35 of 132

Results

Long Jump Men

Qualification Group A

15 AUG 2014 / 19:30

Rank	Name	Nat	Date of Birth	Order	Result
1	REIF Christian	GER	24 OCT 1984	7	8.02 Q
2	TOMLINSON Chris	GBR	15 SEP 1981	12	7.89 q
3	JASZCZUK Tomasz	POL	9 MAR 1992	6	7.83 q
4	JEGEDE Jj	GBR	3 OCT 1985	4	7.81 q
5	MISANS Elvijs	LAT	4 AUG 1989	2	7.79 q
6	MENKOV Aleksandr	RUS	7 DEC 1990	13	7.78
7	SDIRI Salim	FRA	26 OCT 1978	14	7.74
8	VITONIS Tomas	LTU	19 SEP 1991	11	7.68
9	TSÁKONAS Yeóryios	GRE	22 JAN 1988	3	7.64
10	HOWARD Julian	GER	3 APR 1989	8	7.63
11	BROOThAERTS Mathias	BEL	12 JUL 1994	10	7.48
12	XENIKÁKIS Nikólaos	GRE	23 DEC 1994	1	7.12
13	MÉLIZ Luis Felipe	ESP	11 AUG 1979	15	6.85
14	TREMIGLIOZZI Stefano	ITA	7 MAY 1985	9	4.77
	NERKARARYAN Gor	ARM	24 MAR 1993	5	NM

	1	2	3
1	REIF C 7.52 (+0.4)	8.02 (0.0)	
2	TOMLINSON C 7.68 (-0.1)	7.27 (+0.1)	7.89 (-0.3)
3	JASZCZUK T x (+0.2)	7.83 (0.0)	7.58 (+1.0)
4	JEGEDE J 7.64 (-0.9)	7.76 (-0.4)	7.81 (-0.4)
5	MISANS E 7.54 (-0.3)	7.79 (-0.3)	7.71 (+0.1)
6	MENKOV A 7.63 (0.0)	x (+0.8)	7.78 (-0.3)
7	SDIRI S 7.53 (-0.2)	x (+0.6)	7.74 (-0.8)
8	VITONIS T 7.68 (+0.7)	5.41 (-0.3)	5.26 (+0.2)
9	TSÁKONAS Y 7.64 (-0.4)	x (-0.5)	7.44 (-0.8)
10	HOWARD J 7.61 (+0.1)	x (0.0)	7.63 (-0.6)
11	BROOThAERTS M 7.48 (-0.4)	x (+0.9)	7.41 (-0.8)
12	XENIKÁKIS N 6.99 (0.0)	7.12 (-0.6)	7.06 (+0.2)
13	MÉLIZ L 6.85 (-0.8)	4.34 (-0.3)	-
14	TREMIGLIOZZI S x (0.0)	x (-0.2)	4.77 (+0.1)
	NERKARARYAN G -	r	

Long Jump Men

Qualification Group B

15 AUG 2014 / 19:30

Rank	Name	Nat	Date of Birth	Order	Result
1	TSÁTOUMAS Louís	GRE	12 FEB 1982	2	8.19 Q
2	CÁCERES Eusebio	ESP	10 SEP 1991	1	8.05 Q
3	RUTHERFORD Greg	GBR	17 NOV 1986	12	8.03 Q
4	GOMIS Kafétien	FRA	23 MAR 1980	11	7.83 q
5	TORNÉUS Michel	SWE	26 MAY 1986	10	7.81 q
6	STRZALKOWSKI Adrian	POL	28 MAR 1990	13	7.80 q
7	GAISAH Ignisious	NED	20 JUL 1983	3	7.78 q
8	PETROV Aleksandr	RUS	19 AUG 1986	4	7.75
9	MYKOLAITS Povilas	LTU	22 FEB 1983	14	7.66
10	ZELLWEGER Yves	SUI	27 MAR 1987	7	7.64
11	OKUTU Jean Marie	ESP	4 AUG 1988	15	7.64
12	SMAJLAJ Izmir	ALB	29 MAR 1993	8	7.56 NUR
13	BAYER Sebastian	GER	11 JUN 1986	5	7.56
14	PERVAN Dino	CRO	12 JAN 1991	9	7.53
15	CATANIA Emanuele	ITA	3 OCT 1988	6	7.31

Results

Qualification Group B (cont.)

Qualification Group B			1			2			3		
1	TSÁTOUMAS L	7.94 (+0.2)	8.19 (-0.5)								
2	CÁCERES E	7.64 (-0.6)	8.05 (-0.2)								
3	RUTHERFORD G	7.95 (-0.2)	8.03 (+0.4)								
4	GOMIS K	7.83 (0.0)	x (0.0)		x (+0.6)						
5	TORNÉUS M	7.81 (-0.4)	7.69 (+0.2)		-						
6	STRZALKOWSKI A	7.70 (-1.0)	7.71 (-0.3)		7.80 (+0.3)						
7	GAISAH I	7.78 (+0.1)	x (+0.1)		7.72 (-0.1)						
8	PETROV A	x (0.0)	5.29 (-0.1)		7.75 (+0.2)						
9	MYKOLAITIS P	x (0.0)	7.61 (+0.2)		7.66 (+0.3)						
10	ZELLWEGER Y	7.64 (-0.7)	7.04 (-0.4)		7.63 (-0.3)						
11	OKUTU J	7.64 (-0.4)	x (+0.9)		7.39 (-0.1)						
12	SMAJLAJ I	7.56 (-0.2)	7.42 (-0.1)		7.29 (+0.5)						
13	BAYER S	x (+0.3)	7.33 (0.0)		7.56 (+0.3)						
14	PERVAN D	x (-0.4)	7.53 (+0.1)		x (+0.4)						
15	CATANIA E	x (+0.2)	7.25 (+0.4)		7.31 (-0.6)						

Qualified: qualifying perf. 8.00 (Q) or 12 best performers (q) to the advance to the Final

Long Jump Men

Final

17 AUG 2014 / 15:56

Rank	Name	Nat	Date of Birth	Order	Result
1	RUTHERFORD Greg	GBR	17 NOV 1986	3	8.29
2	TSÁTOUMAS Louís	GRE	12 FEB 1982	11	8.15
3	GOMIS Kafétien	FRA	23 MAR 1980	12	8.14
4	CÁCERES Eusebio	ESP	10 SEP 1991	8	8.11
5	TORNÉUS Michel	SWE	26 MAY 1986	6	8.09
6	GAISAH Ignisious	NED	20 JUL 1983	5	8.08
7	JASZCZUK Tomasz	POL	9 MAR 1992	2	8.07
8	REIF Christian	GER	24 OCT 1984	1	7.95
9	JEGEDE Jj	GBR	3 OCT 1985	9	7.88
10	MISANS Elvijs	LAT	4 AUG 1989	4	7.76
11	TOMLINSON Chris	GBR	15 SEP 1981	7	7.75
12	STRZALKOWSKI Adrian	POL	28 MAR 1990	10	7.63

	1		2		3		4		5		6	
1	RUTHERFORD G	7.95 (-1.1)	8.27 (-0.2)	8.18 (-0.3)	8.29 (-0.4)	-	-	-	-	-	-	-
2	TSÁTOUMAS L	8.15 (-0.4)	7.82 (-0.5)	x (-0.6)	7.83 (-1.2)	7.86 (+2.6)	7.72 (+0.1)					
3	GOMIS K	x (0.0)	x (0.0)	8.13 (+0.2)	x (+0.8)	7.81 (+0.4)	8.14 (+1.5)					
4	CÁCERES E	x (-0.8)	8.11 (-0.7)	x (-0.8)	-	r						
5	TORNÉUS M	x (-0.7)	x (-1.9)	8.00 (0.0)	x (+0.4)	8.05 (-1.1)	8.09 (+0.1)					
6	GAISAH I	8.03 (+1.0)	8.08 (-0.6)	7.85 (-1.2)	7.80 (-1.1)	7.94 (+1.1)	7.94 (+0.7)					
7	JASZCZUK T	7.69 (-0.9)	x (-0.5)	7.96 (-0.6)	x (+1.6)	x (+0.5)	8.07 (+1.5)					
8	REIF C	x (-1.1)	7.95 (+0.5)	7.91 (-0.3)	7.88 (-0.3)	x (+1.2)	7.66 (+0.5)					
9	JEGEDE J	7.88 (0.0)	x (-0.9)	7.65 (-1.3)								
10	MISANS E	x (-0.8)	7.76 (-0.9)	7.69 (+1.4)								
11	TOMLINSON C	7.26 (-1.5)	7.73 (+0.2)	7.75 (-1.0)								
12	STRZALKOWSKI A	7.63 (-0.5)	7.62 (-0.5)	7.59 (-1.7)								

Results


Triple Jump Men
Qualification

12 AUG 2014 / 13:12

Rank	Name	Nat	Date of Birth	Order	Result	
1	ADAMS Lyukman	RUS	24 SEP 1988	8	16.97	Q
2	COMPAORÉ Benjamin	FRA	5 AUG 1987	2	16.83	Q
3	ÉVORA Nelson	POR	20 APR 1984	9	16.82	Q
4	RAPINIER Yoann	FRA	29 SEP 1989	4	16.80	Q
5	TORRIJOS Pablo	ESP	12 MAY 1992	10	16.66	Q
6	FYODOROV Aleksey	RUS	25 MAY 1991	12	16.65	Q
7	DONATO Fabrizio	ITA	14 AUG 1976	2	16.64	q
8	DIMITROV Rumen	BUL	19 SEP 1986	1	16.62	q
9	OPREA Marian	ROU	6 JUN 1982	11	16.57	q
10	PLATNITSKI Dzmityr	BLR	26 AUG 1988	11	16.54	q
11	TSIÁMIS Dimitrios	GRE	12 JAN 1982	5	16.53	q
12	SCHEMBRI Fabrizio	ITA	27 JAN 1981	5	16.52	q
13	REID Julian	GBR	23 SEP 1988	8	16.52	
14	TSONOV Georgi	BUL	2 MAY 1993	3	16.35	PB
15	ATANASOV Zlatozar	BUL	12 DEC 1989	4	16.32	
16	LETNICOV Vladimir	MDA	7 OCT 1981	6	16.28	
17	GIMENO Jorge	ESP	16 FEB 1990	10	15.98	
18	HOCHULI Alexander	SUI	19 JAN 1984	9	15.95	
19	KUZNETSOV Viktor	UKR	17 JUL 1986	7	15.94	
20	TSAPIK Aliaksei	BLR	4 AUG 1988	1	15.92	
21	TAMMENTIE Aleksii	FIN	6 AUG 1986	6	15.83	
	AUCYNA Darius	LTU	7 MAY 1989	7	DNS	
	GRECO Daniele	ITA	1 MAR 1989	3	DNS	

	1	2	3	
1	ADAMS L	16.27 (0.0)	16.52 (-1.7)	16.97 (+0.1)
2	COMPAORÉ B	16.20 (0.0)	x (+0.3)	16.83 (-1.0)
3	ÉVORA N	16.64 (-0.3)	16.82 (-0.3)	
4	RAPINIER Y	16.36 (-0.3)	16.23 (+0.1)	16.80 (-1.2)
5	TORRIJOS P	16.38 (-0.8)	16.66 (-0.8)	
6	FYODOROV A	16.11 (-0.5)	16.19 (-1.2)	16.65 (0.0)
7	DONATO F	x (+0.2)	16.64 (+0.9)	-
8	DIMITROV R	16.27 (0.0)	16.62 (+0.2)	r
9	OPREA M	16.57 (+1.1)	-	-
10	PLATNITSKI D	x (+0.1)	16.01 (+0.7)	16.54 (+0.5)
11	TSIÁMIS D	16.05 (-0.1)	16.53 (+0.2)	x (-1.1)
12	SCHEMBRI F	16.52 (-0.6)	16.31 (-1.1)	16.47 (+0.5)
13	REID J	16.52 (-0.1)	16.13 (-0.4)	16.32 (-0.1)
14	TSONOV G	15.74 (-0.2)	x (-0.2)	16.35 (-1.3)
15	ATANASOV Z	15.86 (0.0)	16.30 (-0.1)	16.32 (+0.3)
16	LETNICOV V	x (-0.2)	16.28 (-0.5)	x (0.0)
17	GIMENO J	15.65 (+0.6)	x (-0.7)	15.98 (-0.1)
18	HOCHULI A	x (-0.1)	x (+0.6)	15.95 (-1.2)
19	KUZNETSOV V	15.87 (+0.4)	15.94 (-0.6)	x (+0.4)
20	TSAPIK A	15.92 (-0.3)	15.84 (-0.2)	15.61 (-1.8)
21	TAMMENTIE A	x (-0.6)	x (-0.2)	15.83 (+0.7)
	AUCYNA D			
	GRECO D			

INTERNET Service: www.european-athletics.org

Timing, Measurement & Data Service by  OMEGA

printed at SUN 17 AUG 2014 18:49

Page 38 of 132

Results

Triple Jump Men
Qualification Group A

12 AUG 2014 / 13:12

Rank	Name	Nat	Date of Birth	Order	Result	
1	RAPINIER Yoann	FRA	29 SEP 1989	4	16.80	Q
2	FYODOROV Aleksey	RUS	25 MAY 1991	12	16.65	Q
3	DONATO Fabrizio	ITA	14 AUG 1976	2	16.64	q
4	OPREA Marian	ROU	6 JUN 1982	11	16.57	q
5	TSIÁMIS Dimitrios	GRE	12 JAN 1982	5	16.53	q
6	REID Julian	GBR	23 SEP 1988	8	16.52	
7	TSONOV Georgi	BUL	2 MAY 1993	3	16.35	PB
8	LETNICOV Vladimir	MDA	7 OCT 1981	6	16.28	
9	GIMENO Jorge	ESP	16 FEB 1990	10	15.98	
10	HOCHULI Alexander	SUI	19 JAN 1984	9	15.95	
11	TSAPIK Aliaksei	BLR	4 AUG 1988	1	15.92	
	AUCYNA Darius	LTU	7 MAY 1989	7	DNS	

	1	2	3
1	RAPINIER Y 16.36 (-0.3)	16.23 (+0.1)	16.80 (-1.2)
2	FYODOROV A 16.11 (-0.5)	16.19 (-1.2)	16.65 (0.0)
3	DONATO F x (+0.2)	16.64 (+0.9)	-
4	OPREA M 16.57 (+1.1)	-	-
5	TSIÁMIS D 16.05 (-0.1)	16.53 (+0.2)	x (-1.1)
6	REID J 16.52 (-0.1)	16.13 (-0.4)	16.32 (-0.1)
7	TSONOV G 15.74 (-0.2)	x (-0.2)	16.35 (-1.3)
8	LETNICOV V x (-0.2)	16.28 (-0.5)	x (0.0)
9	GIMENO J 15.65 (+0.6)	x (-0.7)	15.98 (-0.1)
10	HOCHULI A x (-0.1)	x (+0.6)	15.95 (-1.2)
11	TSAPIK A 15.92 (-0.3)	15.84 (-0.2)	15.61 (-1.8)
	AUCYNA D		

Triple Jump Men
Qualification Group B

12 AUG 2014 / 13:12

Rank	Name	Nat	Date of Birth	Order	Result	
1	ADAMS Lyukman	RUS	24 SEP 1988	8	16.97	Q
2	COMPAORÉ Benjamin	FRA	5 AUG 1987	2	16.83	Q
3	ÉVORA Nelson	POR	20 APR 1984	9	16.82	Q
4	TORRIJOS Pablo	ESP	12 MAY 1992	10	16.66	Q
5	DIMITROV Rumen	BUL	19 SEP 1986	1	16.62	q
6	PLATNITSKI Dzmity	BLR	26 AUG 1988	11	16.54	q
7	SCHEMBRI Fabrizio	ITA	27 JAN 1981	5	16.52	q
8	ATANASOV Zlatozar	BUL	12 DEC 1989	4	16.32	
9	KUZNETSOV Viktor	UKR	17 JUL 1986	7	15.94	
10	TAMMENTIE Aleksí	FIN	6 AUG 1986	6	15.83	
	GRECO Daniele	ITA	1 MAR 1989	3	DNS	

	1	2	3
1	ADAMS L 16.27 (0.0)	16.52 (-1.7)	16.97 (+0.1)
2	COMPAORÉ B 16.20 (0.0)	x (+0.3)	16.83 (-1.0)
3	ÉVORA N 16.64 (-0.3)	16.82 (-0.3)	
4	TORRIJOS P 16.38 (-0.8)	16.66 (-0.8)	
5	DIMITROV R 16.27 (0.0)	16.62 (+0.2)	r
6	PLATNITSKI D x (+0.1)	16.01 (+0.7)	16.54 (+0.5)
7	SCHEMBRI F 16.52 (-0.6)	16.31 (-1.1)	16.47 (+0.5)
8	ATANASOV Z 15.86 (0.0)	16.30 (-0.1)	16.32 (+0.3)
9	KUZNETSOV V 15.87 (+0.4)	15.94 (-0.6)	x (+0.4)
10	TAMMENTIE A x (-0.6)	x (-0.2)	15.83 (+0.7)
	GRECO D		

Qualified: qualifying perf. 16.65 (Q) or 12 best performers (q) to the advance to the Final

Results

Triple Jump Men
Final

14 AUG 2014 / 20:10

Rank	Name	Nat	Date of Birth	Order	Result	
1	COMPAORÉ Benjamin	FRA	5 AUG 1987	3	17.46	EL
2	ADAMS Lyukman	RUS	24 SEP 1988	6	17.09	
3	FYODOROV Aleksey	RUS	25 MAY 1991	1	17.04	
4	RAPINIER Yoann	FRA	29 SEP 1989	10	17.01	
5	OPREA Marian	ROU	6 JUN 1982	2	16.94	SB
6	ÉVORA Nelson	POR	20 APR 1984	12	16.78	
7	DONATO Fabrizio	ITA	14 AUG 1976	5	16.66	
8	TORRIJOS Pablo	ESP	12 MAY 1992	8	16.56	
9	DIMITROV Rumen	BUL	19 SEP 1986	11	16.43	
10	TSIÁMIS Dimitrios	GRE	12 JAN 1982	4	16.39	
11	PLATNITSKI Dzimtry	BLR	26 AUG 1988	9	16.25	
12	SCHEMBRI Fabrizio	ITA	27 JAN 1981	7	16.02	


	1	2	3	4	5	6
1	COMPAORÉ B	17.46 (-0.1)	17.18 (+1.0)	x (+0.1)	-	x (-0.3)
2	ADAMS L	17.09 (-0.5)	16.85 (0.0)	16.74 (-0.8)	x (-0.2)	x (-0.1) 17.06 (-0.5)
3	FYODOROV A	17.04 (+1.1)	16.69 (+0.7)	x (-0.1)	16.37 (-0.5)	16.70 (-0.4) 16.76 (-0.5)
4	RAPINIER Y	x (+0.6)	16.84 (-0.3)	16.64 (-1.7)	x (-0.7)	16.83 (-0.7) 17.01 (-0.1)
5	OPREA M	16.94 (+0.9)	x (+0.1)	x (-0.1)	16.52 (-0.2)	- 16.71 (+0.1)
6	ÉVORA N	16.63 (+0.3)	16.78 (+0.4)	16.67 (-0.7)	x (-0.6)	16.55 (-0.4) 16.67 (+0.3)
7	DONATO F	16.53 (+0.3)	16.66 (-0.7)	x (-0.4)	x (-0.8)	- x (+0.6)
8	TORRIJOS P	16.19 (+1.0)	14.46 (0.0)	16.56 (0.0)	x (0.0)	x (-0.1) 16.56 (-0.1)
9	DIMITROV R	16.33 (+1.4)	16.15 (+0.8)	16.43 (-0.2)		
10	TSIÁMIS D	16.23 (+0.6)	16.39 (-0.9)	16.07 (+0.2)		
11	PLATNITSKI D	x (+1.6)	16.09 (-0.3)	16.25 (-0.8)		
12	SCHEMBRI F	15.10 (-0.6)	16.02 (+0.8)	x (-0.6)		

Shot Put Men
Qualification

12 AUG 2014 / 10:04

Rank	Name	Nat	Date of Birth	Order	Result	
1	STORL David	GER	27 JUL 1990	6	20.76	Q
2	VIVAS Borja	ESP	26 MAY 1984	3	20.53	Q
3	MAJEWSKI Tomasz	POL	30 AUG 1981	7	20.50	Q
4	BUCKI Gaëtan	FRA	9 MAY 1980	8	20.21	Q PB
5	IVANOV Georgi	BUL	13 MAR 1985	2	20.18	Q
6	KOLAŠINAC Asmir	SRB	15 OCT 1984	4	20.15	Q
7	KOKOYEV Valeriy	RUS	22 JUL 1988	3	20.09	q
8	MARCELL Jan	CZE	4 JUN 1985	1	20.09	q
9	TOBALINA Carlos	ESP	2 AUG 1985	1	20.06	q
10	FORTES Marco	POR	26 SEP 1982	4	20.03	q
11	ŽUNIC Stipe	CRO	13 DEC 1990	7	19.94	q
12	LESNOY Aleksandr	RUS	28 JUL 1988	8	19.88	q
13	PRAŠIL Ladislav	CZE	17 MAY 1990	5	19.83	
14	STANEK Tomáš	CZE	13 JUN 1991	6	19.61	
15	TOLEDO Yiozer	ESP	24 APR 1983	5	19.59	
16	PREMERU Marin	CRO	29 AUG 1990	9	19.55	
17	ARRHENIUS Leif	SWE	15 JUL 1986	10	19.54	
18	SZYSZKOWSKI Jakub	POL	21 AUG 1991	11	19.46	
19	ALIC Hamza	BIH	20 JAN 1979	11	19.36	
20	GAG Andrei	ROU	7 APR 1991	12	19.18	
21	KANGAS Arttu	FIN	13 JUL 1993	2	19.07	
22	MEŠIC Kemal	BIH	4 AUG 1985	9	18.81	
23	URTANS Maris	LAT	9 FEB 1981	10	18.35	

INTERNET Service: www.european-athletics.org

Timing, Measurement & Data Service by  OMEGA

printed at SUN 17 AUG 2014 18:49

Page 40 of 132

Results

Qualification (cont.)

Qualification		1	2	3
1	STORL D	20.76		
2	VIVAS B	20.53		
3	MAJEWSKI T	20.50		
4	BUCKI G	20.05	20.21	
5	IVANOV G	20.18		
6	KOLAŠINAC A	19.82	20.15	
7	KOKOYEV V	19.78	x	20.09
8	MARCELL J	19.23	20.09	19.60
9	TOBALINA C	18.04	20.06	20.04
10	FORTES M	19.19	18.86	20.03
11	ŽUNIC S	19.67	19.94	19.80
12	LESNOY A	19.27	19.52	19.88
13	PRÁŠIL L	19.83	x	x
14	STANEK T	x	18.39	19.61
15	TOLEDO Y	18.85	19.59	x
16	PREMERU M	x	18.95	19.55
17	ARRHENIUS L	19.11	19.30	19.54
18	SZYSZKOWSKI J	19.15	x	19.46
19	ALIC H	x	19.10	19.36
20	GAG A	19.18	19.08	18.88
21	KANGAS A	18.17	18.62	19.07
22	MEŠIC K	x	18.81	x
23	URTANS M	18.35	x	x

Shot Put Men

Qualification Group A

12 AUG 2014 / 10:04

Rank	Name	Nat	Date of Birth	Order	Result
1	VIVAS Borja	ESP	26 MAY 1984	3	20.53 Q
2	KOLAŠINAC Asmir	SRB	15 OCT 1984	4	20.15 Q
3	MARCELL Jan	CZE	4 JUN 1985	1	20.09 q
4	ŽUNIC Stipe	CRO	13 DEC 1990	7	19.94 q
5	LESNOY Aleksandr	RUS	28 JUL 1988	8	19.88 q
6	STANEK Tomáš	CZE	13 JUN 1991	6	19.61
7	TOLEDO Yiozer	ESP	24 APR 1983	5	19.59
8	SZYSZKOWSKI Jakub	POL	21 AUG 1991	11	19.46
9	GAG Andrei	ROU	7 APR 1991	12	19.18
10	KANGAS Arttu	FIN	13 JUL 1993	2	19.07
11	MEŠIC Kemal	BIH	4 AUG 1985	9	18.81
12	URTANS Maris	LAT	9 FEB 1981	10	18.35

	1	2	3
1	VIVAS B	20.53	
2	KOLAŠINAC A	19.82	20.15
3	MARCELL J	19.23	20.09
4	ŽUNIC S	19.67	19.94
5	LESNOY A	19.27	19.52
6	STANEK T	x	18.39
7	TOLEDO Y	18.85	19.59
8	SZYSZKOWSKI J	19.15	x
9	GAG A	19.18	19.08
10	KANGAS A	18.17	18.62
11	MEŠIC K	x	18.81
12	URTANS M	18.35	x

Results

Shot Put Men
Qualification Group B

12 AUG 2014 / 10:04

Rank	Name	Nat	Date of Birth	Order	Result	
1	STORL David	GER	27 JUL 1990	6	20.76	Q
2	MAJEWSKI Tomasz	POL	30 AUG 1981	7	20.50	Q
3	BUCKI Gaëtan	FRA	9 MAY 1980	8	20.21	Q PB
4	IVANOV Georgi	BUL	13 MAR 1985	2	20.18	Q
5	KOKOYEV Valeriy	RUS	22 JUL 1988	3	20.09	q
6	TOBALINA Carlos	ESP	2 AUG 1985	1	20.06	q
7	FORTES Marco	POR	26 SEP 1982	4	20.03	q
8	PRÁŠIL Ladislav	CZE	17 MAY 1990	5	19.83	
9	PREMERU Marin	CRO	29 AUG 1990	9	19.55	
10	ARRHENIUS Leif	SWE	15 JUL 1986	10	19.54	
11	ALIC Hamza	BIH	20 JAN 1979	11	19.36	

1		2		3	
1	STORL D	20.76			
2	MAJEWSKI T	20.50			
3	BUCKI G	20.05	20.21		
4	IVANOV G	20.18			
5	KOKOYEV V	19.78	x	20.09	
6	TOBALINA C	18.04	20.06	20.04	
7	FORTES M	19.19	18.86	20.03	
8	PRÁŠIL L	19.83	x	x	
9	PREMERU M	x	18.95	19.55	
10	ARRHENIUS L	19.11	19.30	19.54	
11	ALIC H	x	19.10	19.36	

Qualified: qualifying perf. 20.10 (Q) or 12 best performers (q) to the advance to the Final


Shot Put Men
Final

12 AUG 2014 / 19:34

Rank	Name	Nat	Date of Birth	Order	Result	
1	STORL David	GER	27 JUL 1990	6	21.41	
2	VIVAS Borja	ESP	26 MAY 1984	7	20.86	
3	MAJEWSKI Tomasz	POL	30 AUG 1981	11	20.83	
4	ŽUNIC Stipe	CRO	13 DEC 1990	2	20.68	PB
5	KOLAŠINAC Asmir	SRB	15 OCT 1984	5	20.55	
6	MARCELL Jan	CZE	4 JUN 1985	1	20.48	
7	FORTES Marco	POR	26 SEP 1982	8	20.35	
8	KOKOYEV Valeriy	RUS	22 JUL 1988	10	20.23	SB
9	TOBALINA Carlos	ESP	2 AUG 1985	4	20.04	
10	LESNOY Aleksandr	RUS	28 JUL 1988	3	19.83	
11	BUCKI Gaëtan	FRA	9 MAY 1980	9	19.75	
	IVANOV Georgi	BUL	13 MAR 1985	12	NM	

1		2		3		4		5		6	
1	STORL D	21.41	x	x	20.75	x	20.98				
2	VIVAS B	20.07	20.86	20.59	20.69	x	20.38				
3	MAJEWSKI T	20.56	20.83	20.65	20.76	20.57	20.50				
4	ŽUNIC S	20.02	20.68	x	x	19.73	19.86				
5	KOLAŠINAC A	x	20.11	20.36	x	x	20.55				
6	MARCELL J	19.31	20.48	20.17	19.77	x	x				
7	FORTES M	19.65	20.32	20.35	x	20.21	19.66				
8	KOKOYEV V	18.93	19.59	20.23	x	x	x				
9	TOBALINA C	19.80	20.04	x							
10	LESNOY A	19.52	19.49	19.83							
11	BUCKI G	19.75	19.55	19.50							
	IVANOV G	x	x	x							

INTERNET Service: www.european-athletics.org

Timing, Measurement & Data Service by  OMEGA

printed at SUN 17 AUG 2014 18:49

Page 42 of 132

Results


Discus Throw Men
Qualification

12 AUG 2014 / 17:15

Rank	Name	Nat	Date of Birth	Order	Result
1	HARTING Robert	GER	18 OCT 1984	10	67.01 Q
2	KANTER Gerd	EST	6 MAY 1979	9	65.79 Q
3	MALACHOWSKI Piotr	POL	7 JUN 1983	10	64.98 Q
4	GUDŽIUS Andrius	LTU	14 FEB 1991	12	64.44 Q
5	JASINSKI Daniel	GER	5 AUG 1989	11	64.11 Q
6	WIERIG Martin	GER	10 JUN 1987	15	63.96 q
7	URBANEK Robert	POL	29 APR 1987	15	63.91 q
8	BUTENKO Viktor	RUS	10 MAR 1993	9	62.96 q
9	KUPPER Martin	EST	31 MAY 1989	14	62.61 q
10	CASAÑAS Frank	ESP	18 OCT 1978	6	62.32 q
11	PESTANO Mario	ESP	8 APR 1978	8	62.10 q
12	HÄRSTEDT Axel	SWE	28 FEB 1987	2	61.51 q
13	CADÉE Erik	NED	15 FEB 1984	4	61.18
14	KOVÁGÓ Zoltán	HUN	10 APR 1979	11	61.14
15	MAYER Gerhard	AUT	20 MAY 1980	8	60.78
16	PARELLIS Apostolos	CYP	24 JUL 1985	12	60.32
17	FURTULA Danijel	MNE	31 JUL 1992	3	60.23
18	VARGA Roland	CRO	22 OCT 1977	2	59.94
19	TRÉMOS Yeóryios	GRE	21 MAR 1989	1	59.86
20	MILANOV Philip	BEL	6 JUL 1991	4	59.85
21	ALEKNA Virgilijus	LTU	13 FEB 1972	7	59.35
22	KIRCHLER Hannes	ITA	22 DEC 1978	13	59.24
23	FALOCI Giovanni	ITA	13 OCT 1985	5	59.04
24	STÄHL Daniel	SWE	27 AUG 1992	5	59.01
25	SIDORCHENKO Gleb	RUS	15 MAY 1986	14	58.41
26	ABROMAVICIUS Aleksas	LTU	6 DEC 1984	7	57.10
	ARRHENIUS Niklas	SWE	10 SEP 1982	6	NM
	ISRAEL Märt	EST	23 SEP 1983	1	NM
	SZIKSZAI Róbert	HUN	30 SEP 1994	3	NM
	SEMENOV Oleksiy	UKR	27 JUN 1982	13	DNS

	1	2	3
1	HARTING R	67.01	
2	KANTER G	65.79	
3	MALACHOWSKI P	61.39	63.17 64.98
4	GUDŽIUS A	64.44	
5	JASINSKI D	64.11	
6	WIERIG M	63.89	63.74 63.96
7	URBANEK R	62.77	62.69 63.91
8	BUTENKO V	62.96	x
9	KUPPER M	60.35	62.49 62.61
10	CASAÑAS F	60.45	62.08 62.32
11	PESTANO M	59.47	61.57 62.10
12	HÄRSTEDT A	x	x 61.51
13	CADÉE E	61.18	x 58.65
14	KOVÁGÓ Z	59.72	61.14 x
15	MAYER G	60.78	x x
16	PARELLIS A	59.22	57.79 60.32
17	FURTULA D	59.82	60.23 59.69
18	VARGA R	56.50	59.94 58.33
19	TRÉMOS Y	59.86	x 58.26
20	MILANOV P	59.85	x 59.77
21	ALEKNA V	59.35	58.94 x
22	KIRCHLER H	58.48	57.12 59.24
23	FALOCI G	57.36	59.04 58.16
24	STÄHL D	x	56.51 59.01
25	SIDORCHENKO G	58.41	x
26	ABROMAVICIUS A	x	57.10 x
	ARRHENIUS N	x	x
	ISRAEL M	x	r
	SZIKSZAI R	x	x
	SEMENOV O		

INTERNET Service: www.european-athletics.org

Timing, Measurement & Data Service by  OMEGA

printed at SUN 17 AUG 2014 18:49

Page 43 of 132

Results

Discus Throw Men
Qualification Group A

12 AUG 2014 / 17:15

Rank	Name	Nat	Date of Birth	Order	Result
1	HARTING Robert	GER	18 OCT 1984	10	67.01 Q
2	KANTER Gerd	EST	6 MAY 1979	9	65.79 Q
3	URBANEK Robert	POL	29 APR 1987	15	63.91 q
4	CASAÑAS Frank	ESP	18 OCT 1978	6	62.32 q
5	CADÉE Erik	NED	15 FEB 1984	4	61.18
6	KOVÁGÓ Zoltán	HUN	10 APR 1979	11	61.14
7	MAYER Gerhard	AUT	20 MAY 1980	8	60.78
8	PARELLIS Apostolos	CYP	24 JUL 1985	12	60.32
9	FURTULA Danijel	MNE	31 JUL 1992	3	60.23
10	VARGA Roland	CRO	22 OCT 1977	2	59.94
11	TRÉMOS Yeóryios	GRE	21 MAR 1989	1	59.86
12	ALEKNA Virgilijus	LTU	13 FEB 1972	7	59.35
13	KIRCHLER Hannes	ITA	22 DEC 1978	13	59.24
14	STÄHL Daniel	SWE	27 AUG 1992	5	59.01
15	SIDORCHENKO Gleb	RUS	15 MAY 1986	14	58.41

	1	2	3
1	HARTING R	67.01	
2	KANTER G	65.79	
3	URBANEK R	62.77	62.69
4	CASAÑAS F	60.45	62.08
5	CADÉE E	61.18	x
6	KOVÁGÓ Z	59.72	61.14
7	MAYER G	60.78	x
8	PARELLIS A	59.22	57.79
9	FURTULA D	59.82	60.23
10	VARGA R	56.50	59.94
11	TRÉMOS Y	59.86	x
12	ALEKNA V	59.35	58.94
13	KIRCHLER H	58.48	57.12
14	STÄHL D	x	56.51
15	SIDORCHENKO G	58.41	x

Discus Throw Men
Qualification Group B

12 AUG 2014 / 18:45

Rank	Name	Nat	Date of Birth	Order	Result
1	MALACHOWSKI Piotr	POL	7 JUN 1983	10	64.98 Q
2	GUDŽIUS Andrius	LTU	14 FEB 1991	12	64.44 Q
3	JASINSKI Daniel	GER	5 AUG 1989	11	64.11 Q
4	WIERIG Martin	GER	10 JUN 1987	15	63.96 q
5	BUTENKO Viktor	RUS	10 MAR 1993	9	62.96 q
6	KUPPER Martin	EST	31 MAY 1989	14	62.61 q
7	PESTANO Mario	ESP	8 APR 1978	8	62.10 q
8	HÄRSTEDT Axel	SWE	28 FEB 1987	2	61.51 q
9	MILANOV Philip	BEL	6 JUL 1991	4	59.85
10	FALOCI Giovanni	ITA	13 OCT 1985	5	59.04
11	ABROMAVICIUS Aleksas	LTU	6 DEC 1984	7	57.10
	ARRHENIUS Niklas	SWE	10 SEP 1982	6	NM
	ISRAEL Märt	EST	23 SEP 1983	1	NM
	SZIKSZAI Róbert	HUN	30 SEP 1994	3	NM
	SEMENOV Oleksiy	UKR	27 JUN 1982	13	DNS

Results

Qualification Group B (cont.)

Qualification Group B		1	2	3
1	MALACHOWSKI P	61.39	63.17	64.98
2	GUDŽIUS A	64.44		
3	JASINSKI D	64.11		
4	WIERIG M	63.89	63.74	63.96
5	BUTENKO V	62.96	x	x
6	KUPPER M	60.35	62.49	62.61
7	PESTANO M	59.47	61.57	62.10
8	HÄRSTEDT A	x	x	61.51
9	MILANOV P	59.85	x	59.77
10	FALOCI G	57.36	59.04	58.16
11	ABROMAVICIUS A	x	57.10	x
	ARRHENIUS N	x	x	x
	ISRAEL M	x	r	
	SZIKSZAI R	x	x	x
	SEMENOV O			

Qualified: qualifying perf. 64.00 (Q) or 12 best performers (q) to the advance to the Final

Discus Throw Men


Final

13 AUG 2014 / 21:05

Rank	Name	Nat	Date of Birth	Order	Result
1	HARTING Robert	GER	18 OCT 1984	7	66.07
2	KANTER Gerd	EST	6 MAY 1979	10	64.75
3	URBANEK Robert	POL	29 APR 1987	4	63.81
4	MALACHOWSKI Piotr	POL	7 JUN 1983	1	63.54
5	BUTENKO Viktor	RUS	10 MAR 1993	3	62.80
6	PESTANO Mario	ESP	8 APR 1978	9	62.31
7	JASINSKI Daniel	GER	5 AUG 1989	5	62.04
8	CASAÑAS Frank	ESP	18 OCT 1978	11	61.47
9	KUPPER Martin	EST	31 MAY 1989	6	60.89
10	GUDŽIUS Andrius	LTU	14 FEB 1991	2	60.82
11	WIERIG Martin	GER	10 JUN 1987	8	60.82
12	HÄRSTEDT Axel	SWE	28 FEB 1987	12	60.01

	1	2	3	4	5	6	
1	HARTING R	63.94	x	66.07	-	x	x
2	KANTER G	59.48	x	64.75	63.31	62.82	x
3	URBANEK R	63.67	63.81	62.10	61.55	62.16	x
4	MALACHOWSKI P	62.01	59.96	x	x	63.54	x
5	BUTENKO V	62.80	62.71	x	60.44	59.31	59.48
6	PESTANO M	60.19	60.02	62.31	-	-	-
7	JASINSKI D	59.34	58.65	61.49	x	62.04	x
8	CASAÑAS F	61.47	60.94	59.44	60.98	x	61.08
9	KUPPER M	59.50	x	60.89			
10	GUDŽIUS A	60.82	59.85	57.56			
11	WIERIG M	59.68	x	60.82			
12	HÄRSTEDT A	60.01	59.63	x			

INTERNET Service: www.european-athletics.org

Timing, Measurement & Data Service by  OMEGA

printed at SUN 17 AUG 2014 18:49

Page 45 of 132

Results

Hammer Throw Men
Qualification

14 AUG 2014 / 10:07

Rank	Name	Nat	Date of Birth	Order	Result	
1	FAJDEK Pawel	POL	4 JUN 1989	3	77.45	Q
2	LOMNICKÝ Marcel	SVK	6 JUL 1987	2	77.06	Q
3	MARGHIEV Serghei	MDA	6 NOV 1992	11	76.25	Q
4	LITVINOV Sergey	RUS	27 JAN 1986	4	76.12	Q
5	KOZMUS Primož	SLO	30 SEP 1979	9	75.87	Q
6	SÖDERBERG David	FIN	11 AUG 1979	7	75.83	Q
7	KRYVITSKI Pavel	BLR	17 APR 1984	4	75.44	Q
8	ZIÓLKOWSKI Szymon	POL	1 JUL 1976	11	74.93	q
9	PARS Krisztián	HUN	18 FEB 1982	6	74.44	q
10	SEPPÄNEN Tuomas	FIN	16 MAY 1986	8	74.37	q
11	VIZZONI Nicola	ITA	4 JAN 1973	2	74.26	q
12	BAREISHA Pavel	BLR	16 FEB 1991	6	73.85	q
13	MELICH Lukáš	CZE	16 SEP 1980	10	73.48	
14	NÉMETH Kristóf	HUN	17 SEP 1987	9	73.33	
15	CIENFUEGOS Javier	ESP	15 JUL 1990	5	72.55	
16	HUDI Ákos	HUN	10 AUG 1991	5	72.53	
17	HENRIKSEN Eivind	NOR	14 SEP 1990	7	72.31	SB
18	KALAMOYETS Siarhei	BLR	11 AUG 1989	1	72.14	
19	MARSHYN Dzmitry	AZE	24 FEB 1972	8	71.42	
20	JOHANSSON Markus	SWE	8 MAY 1990	1	69.21	
21	BINGISSER Martin	SUI	16 AUG 1983	3	64.62	
	VYNOHRADOV Yevhen	UKR	30 APR 1984	10	NM	

	1	2	3
1	FAJDEK P	x	77.45
2	LOMNICKÝ M	74.98	77.06
3	MARGHIEV S	73.46	x
4	LITVINOV S	76.12	76.25
5	KOZMUS P	75.87	
6	SÖDERBERG D	69.71	75.83
7	KRYVITSKI P	72.87	75.44
8	ZIÓLKOWSKI S	71.97	74.54
9	PARS K	74.44	x
10	SEPPÄNEN T	x	72.88
11	VIZZONI N	70.10	74.26
12	BAREISHA P	72.07	70.41
13	MELICH L	72.42	70.32
14	NÉMETH K	71.64	72.38
15	CIENFUEGOS J	71.53	72.31
16	HUDI Á	71.82	x
17	HENRIKSEN E	70.15	72.30
18	KALAMOYETS S	72.14	x
19	MARSHYN D	69.15	x
20	JOHANSSON M	69.21	67.91
21	BINGISSER M	64.37	64.62
	VYNOHRADOV Y	x	x

Results

Hammer Throw Men
Qualification Group A

14 AUG 2014 / 10:07

Rank	Name	Nat	Date of Birth	Order	Result	
1	LOMNICKÝ Marcel	SVK	6 JUL 1987	2	77.06	Q
2	LITVINOV Sergey	RUS	27 JAN 1986	4	76.12	Q
3	KOZMUS Primož	SLO	30 SEP 1979	9	75.87	Q
4	ZIÓLKOWSKI Szymon	POL	1 JUL 1976	11	74.93	q
5	PARS Krisztián	HUN	18 FEB 1982	6	74.44	q
6	SEPPÄNEN Tuomas	FIN	16 MAY 1986	8	74.37	q
7	CIENFUEGOS Javier	ESP	15 JUL 1990	5	72.55	
8	HENRIKSEN Eivind	NOR	14 SEP 1990	7	72.31	SB
9	KALAMOYETS Sjarhei	BLR	11 AUG 1989	1	72.14	
10	BINGISSER Martin	SUI	16 AUG 1983	3	64.62	
	VYNOHRADOV Yevhen	UKR	30 APR 1984	10	NM	

	1	2	3
1	LOMNICKÝ M 74.98	77.06	
2	LITVINOV S 76.12		
3	KOZMUS P 75.87		
4	ZIÓLKOWSKI S 71.97	74.54	74.93
5	PARS K 74.44	x	x
6	SEPPÄNEN T x	72.88	74.37
7	CIENFUEGOS J 71.53	72.31	72.55
8	HENRIKSEN E 70.15	72.30	72.31
9	KALAMOYETS S 72.14	x	70.94
10	BINGISSER M 64.37	64.62	64.40
	VYNOHRADOV Y x	x	x

Hammer Throw Men
Qualification Group B

14 AUG 2014 / 11:32

Rank	Name	Nat	Date of Birth	Order	Result	
1	FAJDEK Pawel	POL	4 JUN 1989	3	77.45	Q
2	MARGHIEV Serghei	MDA	6 NOV 1992	11	76.25	Q
3	SÖDERBERG David	FIN	11 AUG 1979	7	75.83	Q
4	KRYVITSKI Pavel	BLR	17 APR 1984	4	75.44	Q
5	VIZZONI Nicola	ITA	4 JAN 1973	2	74.26	q
6	BAREISHA Pavel	BLR	16 FEB 1991	6	73.85	q
7	MELICH Lukáš	CZE	16 SEP 1980	10	73.48	
8	NÉMETH Kristóf	HUN	17 SEP 1987	9	73.33	
9	HUDI Ákos	HUN	10 AUG 1991	5	72.53	
10	MARSHYN Dzmitry	AZE	24 FEB 1972	8	71.42	
11	JOHANSSON Markus	SWE	8 MAY 1990	1	69.21	

	1	2	3
1	FAJDEK P x	77.45	
2	MARGHIEV S 73.46	x	76.25
3	SÖDERBERG D 69.71	75.83	
4	KRYVITSKI P 72.87	75.44	
5	VIZZONI N 70.10	74.26	71.26
6	BAREISHA P 72.07	70.41	73.85
7	MELICH L 72.42	70.32	73.48
8	NÉMETH K 71.64	72.38	73.33
9	HUDI Á 71.82	x	72.53
10	MARSHYN D 69.15	x	71.42
11	JOHANSSON M 69.21	67.91	67.10

Qualified: qualifying perf. 75.00 (Q) or 12 best performers (q) to the advance to the Final

Results

Hammer Throw Men
Final

16 AUG 2014 / 15:00

Rank	Name	Nat	Date of Birth	Order	Result	
1	PARS Krisztián	HUN	18 FEB 1982	12	82.69	WL
2	FAJDEK Paweł	POL	4 JUN 1989	6	82.05	
3	LITVINOV Sergey	RUS	27 JAN 1986	11	79.35	SB
4	KRYVITSKI Pavel	BLR	17 APR 1984	8	78.50	
5	ZIÓLKOWSKI Szymon	POL	1 JUL 1976	1	78.41	SB
6	KOZMUS Primož	SLO	30 SEP 1979	3	77.46	SB
7	LOMNICKÝ Marcel	SVK	6 JUL 1987	10	76.89	
8	SÖDERBERG David	FIN	11 AUG 1979	2	76.55	
9	MARGHIEV Serghei	MDA	6 NOV 1992	4	75.18	
10	BAREISHA Pavel	BLR	16 FEB 1991	5	74.73	
11	VIZZONI Nicola	ITA	4 JAN 1973	7	73.94	
12	SEPPÄNEN Tuomas	FIN	16 MAY 1986	9	73.70	

	1	2	3	4	5	6	
1	PARS K	78.11	78.45	82.18	78.36	81.69	82.69
2	FAJDEK P	x	78.48	x	x	82.05	x
3	LITVINOV S	77.33	77.09	x	x	79.35	x
4	KRYVITSKI P	x	76.48	x	x	78.05	78.50
5	ZIÓLKOWSKI S	75.71	76.98	x	76.54	77.36	78.41
6	KOZMUS P	77.45	77.46	75.46	x	x	x
7	LOMNICKÝ M	73.21	76.23	75.42	76.89	x	x
8	SÖDERBERG D	75.01	76.55	75.87	x	70.88	72.56
9	MARGHIEV S	74.33	75.06	75.18			
10	BAREISHA P	x	74.73	73.73			
11	VIZZONI N	72.75	73.68	73.94			
12	SEPPÄNEN T	68.74	73.05	73.70			

Results

Javelin Throw Men
Qualification

14 AUG 2014 / 17:30

Rank	Name	Nat	Date of Birth	Order	Result	
1	RUUSKANEN Antti	FIN	21 FEB 1984	13	83.76	Q
2	PITKÄMÄKI Tero	FIN	19 DEC 1982	8	81.48	Q
3	RÖHLER Thomas	GER	30 SEP 1991	9	81.24	Q
4	BRUNS Ansis	LAT	15 JAN 1989	1	81.04	Q
5	TARABIN Dmitriy	RUS	29 OCT 1991	7	80.84	q
6	KRANJC Matija	SLO	12 JUN 1984	1	80.46	q NR
7	VESELÝ Vítězslav	CZE	27 FEB 1983	15	80.00	q
8	HOFMANN Andreas	GER	16 DEC 1991	13	79.59	q
9	NYCHYPORCHUK Oleksandr	UKR	14 APR 1992	5	79.29	q
10	MÄTAS Risto	EST	30 APR 1984	4	78.97	q
11	IORDAN Valeriy	RUS	14 FEB 1992	6	78.46	q
12	ETELÄTALO Lassi	FIN	30 APR 1988	5	78.22	q
13	GRZESZCZUK Lukasz	POL	3 MAR 1990	15	77.74	
14	KOVALS Ainars	LAT	21 NOV 1981	11	77.70	
15	ASHOMKA Aliaksandr	BLR	18 FEB 1984	3	77.65	
16	ŠTROBINDERS Rolands	LAT	14 APR 1992	8	76.16	
17	BENÁK Martin	SVK	27 MAY 1988	16	75.67	
18	LAANMÄE Tanel	EST	29 SEP 1989	4	75.29	
19	FRYDRYCH Petr	CZE	13 JAN 1988	12	75.19	
20	VADLEJCH Jakub	CZE	10 OCT 1990	7	75.14	
21	PYATNYTSYA Oleksandr	UKR	14 JUL 1985	6	74.69	
22	KIRT Magnus	EST	10 APR 1990	10	74.33	
23	ŽENÚCH Patrik	SVK	30 DEC 1990	12	74.19	
24	LEBĚSIS Spiridon	GRE	30 MAY 1987	11	74.14	
25	AVAN Fatih	TUR	1 JAN 1989	3	73.28	
26	WALLIN Gabriel	SWE	14 OCT 1981	10	73.16	
27	MILEUSNIC Dejan	BIH	16 NOV 1991	16	72.52	
28	KOSYNSKY Dmytro	UKR	31 MAR 1989	14	71.90	
29	SAMAC Vedran	SRB	22 JAN 1990	2	69.39	
30	BONVECCHIO Norbert	ITA	14 AUG 1985	9	69.38	
	AMB Kim	SWE	31 JUL 1990	14	NM	
	SVERRISSON Gudmundur	ISL	24 MAY 1990	2	NM	

Results

Qualification (cont.)

Qualification	1	2	3
1	RUUSKANEN A	83.76	
2	PITKÄMÄKI T	81.48	
3	RÖHLER T	81.24	
4	BRUNS A	73.68	75.12
5	TARABIN D	80.46	80.84
6	KRANJC M	80.46	-
7	VESELÝ V	80.00	x
8	HOFMANN A	75.22	79.59
9	NYCHYPORCHUK O	79.09	76.09
10	MÁTAS R	78.97	76.86
11	IORDAN V	78.46	x
12	ETELÄTALO L	77.78	78.13
13	GRZESZCZUK L	77.74	76.71
14	KOVALS A	77.38	x
15	ASHOMKA A	x	77.65
16	ŠTROBINDERS R	76.16	x
17	BENÁK M	73.53	x
18	LAANMÄE T	75.29	x
19	FRYDRYCH P	74.61	74.18
20	VADLEJCH J	69.82	75.14
21	PYATNYTSYA O	74.69	73.15
22	KIRT M	74.33	73.18
23	ŽENÚCH P	74.19	x
24	LEBĚSIS S	74.14	x
25	AVAN F	x	73.11
26	WALLIN G	71.43	73.16
27	MILEUSNIC D	71.23	70.44
28	KOSYNSKY D	71.08	71.90
29	SAMAC V	67.30	68.77
30	BONVECCHIO N	x	69.38
	AMB K	x	x
	SVERRISSON G	x	x

Javelin Throw Men

Qualification Group A

14 AUG 2014 / 17:30

Rank	Name	Nat	Date of Birth	Order	Result
1	TARABIN Dmitriy	RUS	29 OCT 1991	7	80.84 q
2	KRANJC Matija	SLO	12 JUN 1984	1	80.46 q NR
3	VESELÝ Vítězslav	CZE	27 FEB 1983	15	80.00 q
4	HOFMANN Andreas	GER	16 DEC 1991	13	79.59 q
5	ETELÄTALO Lassi	FIN	30 APR 1988	5	78.22 q
6	KOVALS Ainars	LAT	21 NOV 1981	11	77.70
7	ŠTROBINDERS Rolands	LAT	14 APR 1992	8	76.16
8	LAANMÄE Tanel	EST	29 SEP 1989	4	75.29
9	PYATNYTSYA Oleksandr	UKR	14 JUL 1985	6	74.69
10	ŽENÚCH Patrik	SVK	30 DEC 1990	12	74.19
11	AVAN Fatih	TUR	1 JAN 1989	3	73.28
12	WALLIN Gabriel	SWE	14 OCT 1981	10	73.16
13	MILEUSNIC Dejan	BIH	16 NOV 1991	16	72.52
14	KOSYNSKY Dmytro	UKR	31 MAR 1989	14	71.90
15	SAMAC Vedran	SRB	22 JAN 1990	2	69.39
16	BONVECCHIO Norbert	ITA	14 AUG 1985	9	69.38

Results

Qualification Group A (cont.)

Qualification Group A		1	2	3
1	TARABIN D	80.46	80.84	-
2	KRANJC M	80.46	-	-
3	VESELÝ V	80.00	x	x
4	HOFMANN A	75.22	79.59	75.63
5	ETELÄTALO L	77.78	78.13	78.22
6	KOVALS A	77.38	x	77.70
7	ŠTROBINDERS R	76.16	x	x
8	LAANMÄE T	75.29	x	x
9	PYATNYTSYA O	74.69	73.15	x
10	ŽENÚCH P	74.19	x	71.79
11	AVAN F	x	73.11	73.28
12	WALLIN G	71.43	73.16	x
13	MILEUSNIC D	71.23	70.44	72.52
14	KOSYNSKY D	71.08	71.90	68.92
15	SAMAC V	67.30	68.77	69.39
16	BONVECCHIO N	x	69.38	68.63

Javelin Throw Men

Qualification Group B

14 AUG 2014 / 18:45

Rank	Name	Nat	Date of Birth	Order	Result
1	RUUSKANEN Antti	FIN	21 FEB 1984	13	83.76 Q
2	PITKÄMÄKI Tero	FIN	19 DEC 1982	8	81.48 Q
3	RÖHLER Thomas	GER	30 SEP 1991	9	81.24 Q
4	BRUNS Ansis	LAT	15 JAN 1989	1	81.04 Q
5	NYCHYPORCHUK Oleksandr	UKR	14 APR 1992	5	79.29 q
6	MÄTAS Risto	EST	30 APR 1984	4	78.97 q
7	IORDAN Valeriy	RUS	14 FEB 1992	6	78.46 q
8	GRZESZCZUK Lukasz	POL	3 MAR 1990	15	77.74
9	ASHOMKA Aliaksandr	BLR	18 FEB 1984	3	77.65
10	BENÁK Martin	SVK	27 MAY 1988	16	75.67
11	FRYDRYCH Petr	CZE	13 JAN 1988	12	75.19
12	VADLEJCH Jakub	CZE	10 OCT 1990	7	75.14
13	KIRT Magnus	EST	10 APR 1990	10	74.33
14	LEBÉŠIS Spiridon	GRE	30 MAY 1987	11	74.14
	AMB Kim	SWE	31 JUL 1990	14	NM
	SVERRISSON Gudmundur	ISL	24 MAY 1990	2	NM

Qualification Group A		1	2	3
1	RUUSKANEN A	83.76		
2	PITKÄMÄKI T	81.48		
3	RÖHLER T	81.24		
4	BRUNS A	73.68	75.12	81.04
5	NYCHYPORCHUK O	79.09	76.09	79.29
6	MÄTAS R	78.97	76.86	76.18
7	IORDAN V	78.46	x	75.76
8	GRZESZCZUK L	77.74	76.71	x
9	ASHOMKA A	x	77.65	70.24
10	BENÁK M	73.53	x	75.67
11	FRYDRYCH P	74.61	74.18	75.19
12	VADLEJCH J	69.82	75.14	x
13	KIRT M	74.33	73.18	x
14	LEBÉŠIS S	74.14	x	74.00
	AMB K	x	x	x
	SVERRISSON G	x	x	x

Qualified: qualifying perf. 81.00 (Q) or 12 best performers (q) to the advance to the Final

Results

Javelin Throw Men
Final

17 AUG 2014 / 16:11

Rank	Name	Nat	Date of Birth	Order	Result	
1	RUUSKANEN Antti	FIN	21 FEB 1984	12	88.01	EL
2	VESELÝ Vitezslav	CZE	27 FEB 1983	4	84.79	
3	PITKÄMÄKI Tero	FIN	19 DEC 1982	5	84.40	
4	ETELÄTALO Lassi	FIN	30 APR 1988	2	83.16	
5	TARABIN Dmitriy	RUS	29 OCT 1991	1	81.24	
6	MÄTAS Risto	EST	30 APR 1984	6	80.73	SB
7	IORDAN Valeriy	RUS	14 FEB 1992	11	78.40	
8	KRANJC Matija	SLO	12 JUN 1984	7	78.27	
9	HOFMANN Andreas	GER	16 DEC 1991	9	77.42	
10	NYCHYPORCHUK Oleksandr	UKR	14 APR 1992	10	75.05	
11	BRUNS Ansis	LAT	15 JAN 1989	3	72.24	
12	RÖHLER Thomas	GER	30 SEP 1991	8	70.31	


	1	2	3	4	5	6	
1	RUUSKANEN A	83.81	86.85	88.01	83.69	84.62	83.67
2	VESELÝ V	76.04	81.98	81.68	82.68	84.79	79.16
3	PITKÄMÄKI T	80.21	84.16	80.83	81.45	83.89	84.40
4	ETELÄTALO L	78.29	x	79.74	78.01	83.16	x
5	TARABIN D	80.35	x	x	x	81.24	x
6	MÄTAS R	80.73	77.87	76.23	76.70	79.17	x
7	IORDAN V	74.18	75.85	78.40	x	x	75.43
8	KRANJC M	76.95	x	78.27	77.16	x	x
9	HOFMANN A	71.08	76.05	77.42			
10	NYCHYPORCHUK O	x	x	75.05			
11	BRUNS A	72.24	x	x			
12	RÖHLER T	70.31	66.52	x			

Decathlon
Final

13 AUG 2014

Rank	Name	Nat	Date of Birth	Order	total	
1	KRAUCHANKA Andrei	BLR	4 JAN 1986	18	8616	WL
2	MAYER Kevin	FRA	10 FEB 1992	9	8521	NUR
3	SHKURENYOV Ilya	RUS	11 JAN 1991	3	8498	PB
4	SINTNICOLAAS Eelco	NED	7 APR 1987	7	8478	SB
5	ABELE Arthur	GER	30 JUL 1986	1	8477	PB
6	KAZMIREK Kai	GER	28 JAN 1991	2	8458	
7	FREIMUTH Rico	GER	14 MAR 1988	13	8308	
8	KASYANOV Oleksiy	UKR	26 AUG 1985	14	8231	SB
9	QUERIN Gaël	FRA	26 JUN 1987	23	8194	PB
10	VAN DER PLAETSEN Thomas	BEL	24 DEC 1990	22	8105	
11	HELCELET Adam	CZE	27 OCT 1991	16	7955	
12	DISTELBERGER Dominik	AUT	16 MAR 1990	5	7942	
13	GEFFROUAIS Florian	FRA	5 DEC 1988	4	7900	
14	PITTMVILS Niels	BEL	18 JUL 1992	8	7852	
15	RISE Lars Vikan	NOR	23 NOV 1988	11	7839	
16	LUKÁŠ Marek	CZE	16 JUL 1991	21	7660	
17	ZSIVOCZKY Attila	HUN	29 APR 1977	20	7646	
18	RAJA Andres	EST	2 JUN 1982	15	7580	SB
19	ROSENQUIST Fabian	SWE	1 APR 1991	24	7546	
	MIKHAN Eduard	BLR	7 JUN 1989	6	DNF	
	SVIRIDOV Sergey	RUS	20 OCT 1990	19	DNF	
	BRYANT Ashley	GBR	17 MAY 1991	25	DNF	
	RIETVELD Pelle	NED	4 FEB 1985	10	DNF	
	NILSSON Marcus	SWE	3 MAY 1991	17	DNF	
	ŠYKORA Jiri	CZE	20 JAN 1995	12	DNF	

INTERNET Service: www.european-athletics.org

Timing, Measurement & Data Service by  OMEGA

printed at SUN 17 AUG 2014 18:49

Page 52 of 132

Results


20 km Walk Men
Final

13 AUG 2014 / 9:20

Rank	Name	Nat	Date of Birth	Order	Result	
1	LÓPEZ Miguel Ángel	ESP	3 JUL 1988	11	1:19:44	
2	IVANOV Aleksandr	RUS	25 APR 1993	33	1:19:45	PB
3	STRELKOV Denis	RUS	26 OCT 1990	7	1:19:46	PB
4	DMYTRENKO Ruslan	UKR	22 MAR 1986	34	1:19:46	
5	LINKE Christopher	GER	24 OCT 1988	27	1:21:00	SB
6	MARTIN Alvaro	ESP	18 JUN 1994	2	1:21:41	
7	KOVENKO Andriy	UKR	25 NOV 1973	12	1:21:48	
8	RUBINO Giorgio	ITA	15 APR 1986	22	1:22:07	
9	TYSSE Erik	NOR	4 DEC 1980	10	1:22:19	
10	AMEZCUA Luís Alberto	ESP	1 MAY 1992	20	1:22:26	
11	CAMPION Kevin	FRA	23 MAY 1988	4	1:23:04	
12	BOSWORTH Tom	GBR	17 JAN 1990	9	1:23:17	
13	SIMANOVICH Dzianis	BLR	20 APR 1987	3	1:23:35	
14	KOVALENKO Nazar	UKR	9 FEB 1989	8	1:23:51	
15	POHLE Hagen	GER	5 MAR 1992	32	1:24:00	
16	FEDACZYNSKI Rafal	POL	3 DEC 1980	29	1:24:28	
17	KARLSTRÖM Perseus	SWE	2 MAY 1990	21	1:24:41	
18	ŠAVELSKIS Marius	LTU	30 JUL 1994	28	1:24:54	PB
19	GIUPPONI Matteo	ITA	8 OCT 1988	13	1:25:04	
20	KUCMÍN Antón	SVK	7 JUN 1984	23	1:25:07	
21	BOYEZ Antonin	FRA	9 NOV 1984	6	1:25:31	
22	ŽIUKAS Marius	LTU	29 JUN 1985	18	1:25:43	
23	RUMBENIEKS Arnis	LAT	4 APR 1988	15	1:27:07	
24	KOZLOVSKIJ Genadij	LTU	7 JAN 1991	30	1:27:45	
25	HELEBRANDT Máté	HUN	12 JAN 1989	17	1:27:54	
26	STANO Massimo	ITA	27 FEB 1992	1	1:29:14	
27	GLOGER Nils	GER	6 AUG 1990	19	1:29:44	
28	SPEVÁK Patrik	SVK	30 JUL 1994	26	1:31:30	
	GUSTAFSSON Andreas	SWE	10 AUG 1981	16	DNF	
	PAPAMIHAÍL Aléxandros	GRE	18 SEP 1988	25	DNF	
	RÁCZ Sándor	HUN	14 SEP 1986	24	DNF	
	VIEIRA João	POR	20 FEB 1976	14	DNF	
	VIEIRA Sérgio	POR	20 FEB 1976	31	DNF	
	HAUKENES Håvard	NOR	22 APR 1990	5	DQ	R 230.6a

Intermediate times:	2 km	8:19	DMYTRENKO Ruslan (UKR)
	4 km	16:30	IVANOV Aleksandr (RUS)
	6 km	24:36	STRELKOV Denis (RUS)
	8 km	32:40	CAMPION Kevin (FRA)
	10 km	40:43	DMYTRENKO Ruslan (UKR)
	12 km	48:36	IVANOV Aleksandr (RUS)
	14 km	56:27	LÓPEZ Miguel Ángel (ESP)
	16 km	1:04:23	IVANOV Aleksandr (RUS)
	18 km	1:12:16	IVANOV Aleksandr (RUS)

INTERNET Service: www.european-athletics.org

Timing, Measurement & Data Service by  OMEGA

printed at SUN 17 AUG 2014 18:49

Page 53 of 132

Results

50 km Walk Men

Final

15 AUG 2014 / 9:00

Rank	Name	Nat	Date of Birth	Order	Result	
1	DINIZ Yohann	FRA	1 JAN 1978	12	3:32:33	WR
2	TÓTH Matej	SVK	10 FEB 1983	34	3:36:21	NR
3	NOSKOV Ivan	RUS	16 JUL 1988	24	3:37:41	PB
4	RYZHOV Mikhail	RUS	17 DEC 1991	22	3:39:07	
5	BANZERUK Ivan	UKR	9 FEB 1990	23	3:44:49	PB
6	HLAVAN Ihor	UKR	25 SEP 1990	6	3:45:08	
7	DE LUCA Marco	ITA	12 MAY 1981	19	3:45:25	PB
8	GARCÍA Jesús Ángel	ESP	17 OCT 1969	13	3:45:41	SB
9	AUGUSTYN Rafal	POL	14 MAY 1984	21	3:48:15	
10	IBÁÑEZ Ato	SWE	14 NOV 1985	18	3:48:42	PB
11	KINNUNEN Jarkko	FIN	19 JAN 1984	15	3:48:49	
12	KAZANIN Oleksiy	UKR	22 MAY 1982	14	3:49:00	
13	PAPAMIHAIL Aléxandros	GRE	18 SEP 1988	16	3:49:58	
14	YARGUNKIN Aleksandr	RUS	6 JAN 1981	27	3:50:39	
15	DOHMANN Carl	GER	18 MAY 1990	29	3:51:27	PB
16	BOYCE Brendan	IRL	8 OCT 1986	28	3:51:34	PB
17	ŠUŠKEVICIUS Tadas	LTU	22 MAY 1985	31	3:52:39	
18	PARTANEN Veli-Matti	FIN	28 OCT 1991	30	3:52:58	PB
19	MAJDÁN Dušan	SVK	8 SEP 1987	2	3:53:26	PB
20	CAPORASO Teodorico	ITA	14 SEP 1987	11	3:58:23	SB
21	ARCILLA Francisco	ESP	14 JAN 1984	33	4:00:57	
22	NKOULOUKIDI Jean-Jacques	ITA	15 APR 1982	1	4:01:12	
23	COCIORAN Marius	ROU	10 JUL 1983	17	4:03:25	
24	TISTAN Martin	SVK	12 NOV 1992	10	4:06:11	PB
25	ISIDRO Pedro	POR	17 JUL 1985	8	4:07:44	
26	GDULA Lukáš	CZE	6 DEC 1991	26	4:08:51	
	HEFFERNAN Robert	IRL	28 FEB 1978	5	DNF	
	NOWAK Lukasz	POL	18 DEC 1988	20	DNF	
	TROTSKI Ivan	BLR	27 MAY 1976	35	DNF	
	SUDOL Grzegorz	POL	28 AUG 1978	9	DNF	
	REKST Ricardas	LTU	10 OCT 1987	3	DNF	
	GUSTAFSSON Andreas	SWE	10 AUG 1981	32	DQ	R 230.6a
	ROSIEWICZ Maciej	GEO	31 JUL 1977	4	DQ	R 230.6a
	SCHROM Pavel	CZE	20 MAR 1991	7	DQ	R 230.6a
	KARLSTRÖM Perseus	SWE	2 MAY 1990	25	DNS	

Intermediate times: 10km 43:44 RYZHOV Mikhail (RUS)
 20km 1:26:55 DINIZ Yohann (FRA)
 30km 2:09:14 RYZHOV Mikhail (RUS)
 40km 2:51:12 DINIZ Yohann (FRA)

Results

4x100m Relay Men
Round 1 Heat 1/2

16 AUG 2014 / 15:35

Rank	Nat	Nation	Lane	Reaction time	Result
1	GBR	Great Britain & NI	4	0.171	38.26 Q
		1 - ELLINGTON J (6 SEP 1985) 3 - KILTY R (9 FEB 1989)		2 - AIKINES-ARYEETAY H (29 AUG 1988) 4 - TALBOT D (1 MAY 1991)	
2	SUI	Switzerland	5	0.159	38.54 Q NR
		1 - MANCINI P (18 APR 1989) 3 - SOMASUNDARAN S (2 NOV 1992)		2 - SCHENKEL R (28 APR 1988) 4 - WILSON A (19 SEP 1990)	
3	NED	Netherlands	8	0.161	38.90 Q
		1 - CODRINGTON G (17 JUL 1988) 3 - PAULINA H (26 JUN 1993)		2 - MARTINA C (3 JUL 1984) 4 - BRUS W (30 SEP 1991)	
4	UKR	Ukraine	1	0.148	39.03
		1 - KRAVTSOV R (18 MAY 1995) 3 - KORZH V (5 OCT 1987)		2 - SMELYK S (19 APR 1987) 4 - IBRAHIMOV E (2 JAN 1990)	
5	SWE	Sweden	7	0.163	39.27 SB
		1 - KLING-BAPTISTE T (29 AUG 1990) 3 - BRORSSON A (29 MAY 1990)		2 - TÄRNHUVUD S (16 JAN 1985) 4 - HAGBERG E (4 NOV 1995)	
6	FIN	Finland	2000	0.172	39.47 SB
		1 - RANTALA E (5 JUN 1993) 3 - ÅSTRAND J (9 SEP 1985)		2 - MYLLYMÄKI V (15 JAN 1990) 4 - HÄMÄLÄINEN H (30 APR 1985)	
7	EST	Estonia	3	0.182	39.52 NR
		1 - MURU M (11 OCT 1989) 3 - ELLISAAR M (14 FEB 1992)		2 - VEESALU R (25 MAR 1994) 4 - NIIT M (9 AUG 1987)	
8	TUR	Turkey	2	0.227	39.83 SB
		1 - EMEKTAS U (29 JUN 1991) 3 - AY A (8 MAR 1995)		2 - SAFER I (10 JUL 1990) 4 - GULIYEV R (29 MAY 1990)	


4x100m Relay Men
Round 1 Heat 2/2

16 AUG 2014 / 15:45

Rank	Nat	Nation	Lane	Reaction time	Result
1	GER	Germany	5	0.159	38.15 Q SB
		1 - REUS J (29 APR 1988) 3 - KOSENKOW A (14 MAR 1977)		2 - KNIPPHALS S (20 SEP 1985) 4 - JAKUBCZYK L (28 APR 1985)	
2	FRA	France	4	0.163	38.55 Q
		1 - VINCENT P (20 FEB 1992) 3 - TINMAR T (30 MAR 1987)		2 - LEMAITRE C (11 JUN 1990) 4 - BASSAW B (9 JUL 1989)	
3	ITA	Italy	2000	0.133	38.71 Q SB
		1 - CERUTTI F (26 SEP 1985) 3 - MARANI D (27 APR 1990)		2 - DESALU E (19 FEB 1994) 4 - OBOU D (25 OCT 1991)	
4	POL	Poland	2	0.155	38.75 q
		1 - KUBACZYK R (4 AUG 1986) 3 - MASZTAK K (16 JUL 1984)		2 - KUC D (24 APR 1986) 4 - ZALEWSKI K (7 AUG 1993)	
5	POR	Portugal	1	0.141	38.79 q NR
		1 - ANTUNES D (2 NOV 1992) 3 - ABRANTES A (27 NOV 1986)		2 - OBIKWELU F (22 NOV 1978) 4 - NASCIMENTO Y (17 APR 1986)	
6	ROU	Romania	3	0.184	39.67 SB
		1 - CODREANU S (24 JUL 1994) 3 - TERPEZAN A (21 DEC 1994)		2 - TEOFILESCU D (26 APR 1988) 4 - CÎMPEANU C (10 MAR 1985)	
7	LTU	Lithuania	2000	0.161	40.15
		1 - GENDVILAS L (15 DEC 1992) 3 - SAVICKAS U (22 JAN 1992)		2 - ADOMAVICIUS Ž (7 JAN 1985) 4 - SAKALAUSKAS R (27 JUN 1987)	
	ESP	Spain	6	0.172	DNF
		1 - VILES E (8 FEB 1991) 3 - RAMOS I (31 JUL 1990)		2 - RUIZ S (21 OCT 1989) 4 - BURRIEL A (18 JAN 1992)	

Qualified: First 3 in each heat (Q) and 2 best performers (q) advance to the Final

INTERNET Service: www.european-athletics.org

Timing, Measurement & Data Service by  OMEGA

Results

4x100m Relay Men
Final

17 AUG 2014 / 17:05

Rank	Nat	Nation	Lane	Reaction time	Result
1	GBR	Great Britain & NI	3	0.162	37.93 =EL
		1 - ELLINGTON J (6 SEP 1985) 3 - KILTY R (9 FEB 1989)		2 - AIKINES-ARYEETAY H (29 AUG 1988) 4 - GEMILI A (6 OCT 1993)	
2	GER	Germany	4	0.134	38.09 SB
		1 - REUS J (29 APR 1988) 3 - KOSENKOW A (14 MAR 1977)		2 - KNIPPHALS S (20 SEP 1985) 4 - JAKUBCZYK L (28 APR 1985)	
3	FRA	France	6	0.156	38.47
		1 - VINCENT P (20 FEB 1992) 3 - TINMAR T (30 MAR 1987)		2 - LEMAITRE C (11 JUN 1990) 4 - BASSAW B (9 JUL 1989)	
4	SUI	Switzerland	5	0.153	38.56
		1 - MANCINI P (18 APR 1989) 3 - SOMASUNDARAN S (2 NOV 1992)		2 - SCHENKEL R (28 APR 1988) 4 - WILSON A (19 SEP 1990)	
5	NED	Netherlands	8	0.169	38.60
		1 - CODRINGTON G (17 JUL 1988) 3 - PAULINA H (26 JUN 1993)		2 - MARTINA C (3 JUL 1984) 4 - BRUS W (30 SEP 1991)	
6	POL	Poland	1	0.150	38.85
		1 - PAWLOWSKI A (22 MAR 1992) 3 - KUBACZYK R (4 AUG 1986)		2 - KUC D (24 APR 1986) 4 - ZALEWSKI K (7 AUG 1993)	
	ITA	Italy	2000	0.124	DNF
		1 - CERUTTI F (26 SEP 1985) 3 - MARANI D (27 APR 1990)		2 - DESALU E (19 FEB 1994) 4 - OBOU D (25 OCT 1991)	
	POR	Portugal	2	0.161	DNF
		1 - ANTUNES D (2 NOV 1992) 3 - ABRANTES A (27 NOV 1986)		2 - OBIKWELU F (22 NOV 1978) 4 - NASCIMENTO Y (17 APR 1986)	

Results

4x400m Relay Men
Round 1

16 AUG 2014 / 16:48

Rank	Nat	Nation	Lane	Result	
1	GBR	Great Britain & NI	1	3:00.65	Q
		1 - LEVINE N (30 APR 1989) 3 - YOUSIF R (12 NOV 1986)	2 - BINGHAM M (13 APR 1986) 4 - ROONEY M (3 APR 1987)		
2	FRA	France	5	3:00.80	Q SB
		1 - ANNE M (7 NOV 1989) 3 - HANNE M (3 JUN 1988)	2 - VENEL T (16 MAR 1985) 4 - JORDIER T (8 DEC 1994)		
3	GER	Germany	3	3:02.41	Q SB
		1 - SCHNEIDER T (11 JUL 1988) 3 - GOLLNOW D (4 AUG 1989)	2 - RIGAU M (22 JUL 1985) 4 - PLASS J (8 JAN 1986)		
4	RUS	Russia	4	3:03.19	Q
		1 - UGLOV N (10 NOV 1993) 3 - TRENKHIN P (24 MAR 1986)	2 - IVASHKO P (1 JAN 1994) 4 - KRASNOV V (19 AUG 1990)		
5	POL	Poland	5	3:03.52	Q SB
		1 - PIETRZAK M (4 MAR 1989) 3 - JAROS A (19 JUL 1990)	2 - KOZLOWSKI K (12 JUL 1986) 4 - OMEK R (16 JAN 1989)		
6	IRL	Ireland	2	3:03.57	Q NR
		1 - GREGAN B (31 DEC 1989) 3 - MORRISSEY R (11 JAN 1991)	2 - MURPHY B (16 SEP 1982) 4 - BARR T (24 JUL 1992)		
7	BEL	Belgium	7	3:03.83	q
		1 - WATRIN J (27 JUN 1992) 3 - BULTHEEL M (30 JUN 1986)	2 - GILLET A (22 MAR 1988) 4 - BORLÉE K (22 FEB 1988)		
8	CZE	Czech Republic	4	3:04.07	q SB
		1 - TESAR J (26 MAR 1990) 3 - DESEŇSKÝ M (3 JAN 1993)	2 - NEMECEK D (11 AUG 1991) 4 - ŠORM P (21 NOV 1993)		
9	ESP	Spain	8	3:04.68	SB
		1 - FRADERA P (4 AUG 1987) 3 - BUA L (1 DEC 1994)	2 - UJAKPOR M (18 JAN 1987) 4 - GARCÍA S (4 DEC 1991)		
10	ITA	Italy	2000	3:04.74	SB
		1 - VALENTINI L (13 APR 1991) 3 - JUAREZ I (20 DEC 1987)	2 - TRICCA M (26 APR 1993) 4 - GALVAN M (24 AUG 1988)		
11	NED	Netherlands	7	3:05.93	
		1 - BLAUWHOF B (12 OCT 1990) 3 - MARTIS O (13 APR 1987)	2 - AGARD T (16 APR 1990) 4 - BONEVACIA L (5 APR 1989)		
13	TUR	Turkey	3	3:07.68	
		1 - ALTINTAS B (26 APR 1996) 3 - ÖZBILEN I (5 MAR 1990)	2 - KILIÇ H (3 JAN 1992) 4 - CAN Y (23 FEB 1987)		
14	DEN	Denmark	2000	3:08.12	
		1 - ASANTE F (15 JUN 1994) 3 - EKELUND-ARENANDER (23 JAN 1989)	2 - BUBE A (13 JUL 1987) 4 - HYDE N (6 MAY 1986)		
15	SUI	Switzerland	6	3:08.63	SB
		1 - LUTZ S (17 OCT 1990) 3 - WEISSENBERGER P (17 JUL 1983)	2 - ANGELELLA D (3 DEC 1991) 4 - WAGNER J (17 JUN 1987)		
16	CRO	Croatia	1	3:12.73	
		1 - VRHOVEC S (26 SEP 1994) 3 - SENJARIC Y (1 OCT 1989)	2 - KOVACIC M (19 JUL 1996) 4 - RUŽIC M (16 AUG 1994)		
	UKR	Ukraine	6	DQ	R 163.2
		1 - BUTRYM V (10 JAN 1991) 3 - DANYLENKO D (10 OCT 1994)	2 - HUTSOL Y (13 MAY 1990) 4 - BURAKOV V (5 JUN 1985)		

Results

4x400m Relay Men
Round 1 Heat 1/2

16 AUG 2014 / 16:48

Rank	Nat	Nation	Lane	Reaction time	Result
1	GBR	Great Britain & NI	1	0.167	3:00.65 Q
		1 - LEVINE N (30 APR 1989) 3 - YOUSIF R (12 NOV 1986)	2 - BINGHAM M (13 APR 1986) 4 - ROONEY M (3 APR 1987)		
2	FRA	France	5	0.165	3:00.80 Q SB
		1 - ANNE M (7 NOV 1989) 3 - HANNE M (3 JUN 1988)	2 - VENEL T (16 MAR 1985) 4 - JORDIER T (8 DEC 1994)		
3	GER	Germany	3	0.219	3:02.41 Q SB
		1 - SCHNEIDER T (11 JUL 1988) 3 - GOLLNOW D (4 AUG 1989)	2 - RIGAU M (22 JUL 1985) 4 - PLASS J (8 JAN 1986)		
4	CZE	Czech Republic	4	0.154	3:04.07 q SB
		1 - TESAR J (26 MAR 1990) 3 - DESEŇSKÝ M (3 JAN 1993)	2 - NEMECEK D (11 AUG 1991) 4 - ŠORM P (21 NOV 1993)		
5	ITA	Italy	2000	0.170	3:04.74 SB
		1 - VALENTINI L (13 APR 1991) 3 - JUAREZ I (20 DEC 1987)	2 - TRICCA M (26 APR 1993) 4 - GALVAN M (24 AUG 1988)		
6	NED	Netherlands	7	0.148	3:05.93 SB
		1 - BLAUWHOF B (12 OCT 1990) 3 - MARTIS O (13 APR 1987)	2 - AGARD T (16 APR 1990) 4 - BONEVACIA L (5 APR 1989)		
7	DEN	Denmark	2000	0.143	3:08.12
		1 - ASANTE F (15 JUN 1994) 3 - EKELUND-ARENANDER (23 JAN 1989)	2 - BUBE A (13 JUL 1987) 4 - HYDE N (6 MAY 1986)		
	UKR	Ukraine	6	0.157	DQ R 163.2
		1 - BUTRYM V (10 JAN 1991) 3 - DANYLENKO D (10 OCT 1994)	2 - HUTSOL Y (13 MAY 1990) 4 - BURAKOV V (5 JUN 1985)		


4x400m Relay Men
Round 1 Heat 2/2

16 AUG 2014 / 16:56

Rank	Nat	Nation	Lane	Reaction time	Result
1	RUS	Russia	4	0.167	3:03.19 Q
		1 - UGLOV N (10 NOV 1993) 3 - TRENKHIIN P (24 MAR 1986)	2 - IVASHKO P (1 JAN 1994) 4 - KRASNOV V (19 AUG 1990)		
2	POL	Poland	5	0.211	3:03.52 Q SB
		1 - PIETRZAK M (4 MAR 1989) 3 - JAROS A (19 JUL 1990)	2 - KOZŁOWSKI K (12 JUL 1986) 4 - OMELKO R (16 JAN 1989)		
3	IRL	Ireland	2	0.156	3:03.57 Q NR
		1 - GREGAN B (31 DEC 1989) 3 - MORRISSEY R (11 JAN 1991)	2 - MURPHY B (16 SEP 1982) 4 - BARR T (24 JUL 1992)		
4	BEL	Belgium	7	0.216	3:03.83 q
		1 - WATRIN J (27 JUN 1992) 3 - BULTHEEL M (30 JUN 1986)	2 - GILLET A (22 MAR 1988) 4 - BORLÉE K (22 FEB 1988)		
5	ESP	Spain	8	0.174	3:04.68 SB
		1 - FRADERA P (4 AUG 1987) 3 - BUA L (1 DEC 1994)	2 - UJAKPOR M (18 JAN 1987) 4 - GARCÍA S (4 DEC 1991)		
6	TUR	Turkey	3	0.205	3:07.68
		1 - ALTINTAS B (26 APR 1996) 3 - ÖZBILEN I (5 MAR 1990)	2 - KILIÇ H (3 JAN 1992) 4 - CAN Y (23 FEB 1987)		
7	SUI	Switzerland	6	0.153	3:08.63 SB
		1 - LUTZ S (17 OCT 1990) 3 - WEISSENBERGER P (17 JUL 1983)	2 - ANGELELLA D (3 DEC 1991) 4 - WAGNER J (17 JUN 1987)		
8	CRO	Croatia	1	0.195	3:12.73
		1 - VRHOVEC S (26 SEP 1994) 3 - SENJARIC Y (1 OCT 1989)	2 - KOVACIC M (19 JUL 1996) 4 - RUŽIC M (16 AUG 1994)		

Qualified: First 3 in each heat (Q) and 2 best performers (q) advance to the Final

INTERNET Service: www.european-athletics.org

Timing, Measurement & Data Service by  OMEGA

Results

4x400m Relay Men
Rerun/3

16 AUG 2014 / 20:00

Rank	Nat	Nation	Lane	Reaction time	Result
1	NED	Netherlands	7	0.148	3:05.93
			1 - BLAUWHOF B (12 OCT 1990)	2 - AGARD T (16 APR 1990)	
			3 - MARTIS O (13 APR 1987)	4 - BONEVACIA L (5 APR 1989)	

4x400m Relay Men
Final

17 AUG 2014 / 15:42

Rank	Nat	Nation	Lane	Reaction time	Result
1	GBR	Great Britain & NI	5	0.225	2:58.79
			1 - WILLIAMS C (20 MAR 1982)	2 - HUDSON-SMITH M (26 OCT 1994)	EL
			3 - BINGHAM M (13 APR 1986)	4 - ROONEY M (3 APR 1987)	
2	RUS	Russia	3	0.193	2:59.38
			1 - DYLDIN M (15 MAY 1987)	2 - IVASHKO P (1 JAN 1994)	SB
			3 - UGLOV N (10 NOV 1993)	4 - KRASNOV V (19 AUG 1990)	
3	POL	Poland	4	0.215	2:59.85
			1 - OMEK R (16 JAN 1989)	2 - KOZLOWSKI K (12 JUL 1986)	SB
			3 - KRAWCZUK L (15 JUN 1989)	4 - KRZEWINA J (10 OCT 1989)	
4	FRA	France	6	0.167	2:59.89
			1 - ANNE M (7 NOV 1989)	2 - VENEL T (16 MAR 1985)	SB
			3 - HANNE M (3 JUN 1988)	4 - JORDIER T (8 DEC 1994)	
5	IRL	Ireland	8	0.158	3:01.67
			1 - GREGAN B (31 DEC 1989)	2 - ENGLISH M (18 MAR 1993)	NR
			3 - MORRISSEY R (11 JAN 1991)	4 - BARR T (24 JUL 1992)	
6	GER	Germany	7	0.193	3:01.70
			1 - GABA K (13 JAN 1984)	2 - RIGAU M (22 JUL 1985)	SB
			3 - PLASS J (8 JAN 1986)	4 - SCHNEIDER T (11 JUL 1988)	
7	BEL	Belgium	2	0.227	3:02.60
			1 - WATRIN J (27 JUN 1992)	2 - BORLÉE K (22 FEB 1988)	SB
			3 - BULTHEEL M (30 JUN 1986)	4 - VANHAEREN S (15 JAN 1992)	
8	CZE	Czech Republic	1	0.210	3:04.56
			1 - TESAR J (26 MAR 1990)	2 - NEMECEK D (11 AUG 1991)	
			3 - DESEŇSKÝ M (3 JAN 1993)	4 - ŠORM P (21 NOV 1993)	

Results

100m Women
Round 1

12 AUG 2014 / 11:42

Rank	Name	Nat	Date of Birth	Lane	Result		
1	SOUMARÉ Myriam	FRA	29 OCT 1986	4	11.03	Q	=EL
2	SCHIPPERS Dafne	NED	15 JUN 1992	7	11.10	Q	
3	LALOVA Ivet	BUL	18 MAY 1984	6	11.17	Q	
4	NELSON Ashleigh	GBR	20 FEB 1991	3	11.19	Q	PB
5	HENRY Desiree	GBR	26 AUG 1995	8	11.21	Q	PB
6	OKPARAEBO Ezinne	NOR	3 MAR 1988	3	11.24	Q	SB
7	DISTEL-BONNET Céline	FRA	25 JUL 1987	4	11.25	Q	
7	SAILER Verena	GER	16 OCT 1985	7	11.25	Q	
9	PHILIP Asha	GBR	25 OCT 1990	8	11.28	Q	
10	LATVALA Hanna-Maari	FIN	30 OCT 1987	6	11.30	Q	PB
11	IKUESAN Ayodelé	FRA	15 MAY 1985	4	11.32	Q	
11	KAMBUNDJI Mujinga	SUI	17 JUN 1992	3	11.32	Q	NR
13	HAASE Rebekka	GER	2 JAN 1993	2	11.35	Q	
14	POHREBNYAK Nataliya	UKR	19 FEB 1988	7	11.37	Q	
15	LOFAMAKANDA PINTO Tatjana	GER	2 JUL 1992	7	11.41	Q	
16	EFTIMOVA Inna	BUL	19 JUN 1988	1	11.42	Q	
17	POVH Olesya	UKR	18 OCT 1987	3	11.43	q	SB
18	ALLOH Audrey	ITA	21 JUL 1987	8	11.44	Q	
19	OGRAZEANU Andreea	ROU	24 MAR 1990	2	11.45	Q	
20	KOKLÓNI Yeoryía	GRE	7 MAY 1981	5	11.46	q	
20	SAMUEL Jamile	NED	24 APR 1992	8	11.46	Q	
22	SIRAGUSA Irene	ITA	23 JUN 1993	5	11.47	q	
23	GRINCIKAITE Lina	LTU	3 MAY 1987	5	11.51	Q	
24	FOSTER Amy	IRL	2 OCT 1988	3	11.51	q	
25	MIHALINEC Maja	SLO	17 DEC 1989	6	11.52		PB
26	HEALY Phil	IRL	19 NOV 1994	8	11.53		
27	PAPAIOANNOU Ramona	CYP	15 JUN 1989	5	11.64		
28	LAVANCHY Marisa	SUI	4 JAN 1990	6	11.65		
29	GARCÍA Estela	ESP	20 MAR 1989	7	11.72		
30	KRŠÁKOVÁ Lenka	SVK	22 FEB 1991	2	11.74		
31	BUSK Daniella	SWE	11 AUG 1993	4	11.76		
32	TAVARES Carla	POR	22 MAY 1982	6	11.78		
33	ŽUMER Kristina	SLO	2 FEB 1980	4	11.85		SB
34	BEZEKOVÁ Alexandra	SVK	13 AUG 1992	2	11.87		
35	SEBASTIAN Estefania	AND	5 SEP 1982	2	12.46		
36	PRETELLI Martina	SMR	28 DEC 1988	1	12.68		
	GÁTOU María	GRE	16 AUG 1989	5	DNF		


100m Women
Round 1 Heat 1/5

12 AUG 2014 / 11:42

Wind: -0.6 m/s

Rank	Name	Nat	Date of Birth	Lane	Reaction time	Result	
1	KAMBUNDJI Mujinga	SUI	17 JUN 1992	3	0.142	11.32	Q NR
2	LOFAMAKANDA PINTO Tatjana	GER	2 JUL 1992	7	0.145	11.41	Q
3	OGRAZEANU Andreea	ROU	24 MAR 1990	2	0.216	11.45	Q
4	SAMUEL Jamile	NED	24 APR 1992	8	0.151	11.46	Q
5	BUSK Daniella	SWE	11 AUG 1993	4	0.210	11.76	
6	TAVARES Carla	POR	22 MAY 1982	6	0.162	11.78	
7	PRETELLI Martina	SMR	28 DEC 1988	1	0.151	12.68	
	GÁTOU María	GRE	16 AUG 1989	5	0.166	DNF	

INTERNET Service: www.european-athletics.org

Timing, Measurement & Data Service by  OMEGA

printed at SUN 17 AUG 2014 18:49

Page 61 of 132

Results

100m Women

Round 1 Heat 2/5

12 AUG 2014 / 11:49

Wind: -0.4 m/s

Rank	Name	Nat	Date of Birth	Lane	Reaction time	Result
1	SCHIPPERS Dafne	NED	15 JUN 1992	7	0.167	11.10 Q
2	HENRY Desiree	GBR	26 AUG 1995	8	0.148	11.21 Q PB
3	IKUESAN Ayodelé	FRA	15 MAY 1985	4	0.171	11.32 Q
4	GRINCIKAITE Lina	LTU	3 MAY 1987	5	0.156	11.51 Q
5	FOSTER Amy	IRL	2 OCT 1988	3	0.132	11.51 q
6	LAVANCHY Marisa	SUI	4 JAN 1990	6	0.151	11.65
7	BEZEKOVÁ Alexandra	SVK	13 AUG 1992	2	0.154	11.87

100m Women

Round 1 Heat 3/5

12 AUG 2014 / 11:56

Wind: +0.2 m/s

Rank	Name	Nat	Date of Birth	Lane	Reaction time	Result
1	SAILER Verena	GER	16 OCT 1985	7	0.126	11.25 Q
2	PHILIP Asha	GBR	25 OCT 1990	8	0.128	11.28 Q
3	LATVALA Hanna-Maari	FIN	30 OCT 1987	6	0.160	11.30 Q PB
4	EFTIMOVA Inna	BUL	19 JUN 1988	1	0.134	11.42 Q
5	POVH Olesya	UKR	18 OCT 1987	3	0.158	11.43 q SB
6	PAPAIOANNOU Ramona	CYP	15 JUN 1989	5	0.154	11.64
7	ŽUMER Kristina	SLO	2 FEB 1980	4	0.169	11.85 SB
8	SEBASTIAN Estefania	AND	5 SEP 1982	2	0.245	12.46

100m Women

Round 1 Heat 4/5

12 AUG 2014 / 12:03

Wind: -0.4 m/s

Rank	Name	Nat	Date of Birth	Lane	Reaction time	Result
1	SOMARÉ Myriam	FRA	29 OCT 1986	4	0.151	11.03 Q =EL
2	OKPARAEBE Ezinne	NOR	3 MAR 1988	3	0.153	11.24 Q SB
3	POHREBNYAK Nataliya	UKR	19 FEB 1988	7	0.167	11.37 Q
4	ALLOH Audrey	ITA	21 JUL 1987	8	0.189	11.44 Q
5	KOKLÓNI Yeoryia	GRE	7 MAY 1981	5	0.137	11.46 q
6	MIHALINEC Maja	SLO	17 DEC 1989	6	0.174	11.52 PB
7	KRŠÁKOVÁ Lenka	SVK	22 FEB 1991	2	0.159	11.74

100m Women

Round 1 Heat 5/5

12 AUG 2014 / 12:10

Wind: +0.8 m/s

Rank	Name	Nat	Date of Birth	Lane	Reaction time	Result
1	LALOVA Ivet	BUL	18 MAY 1984	6	0.151	11.17 Q
2	NELSON Ashleigh	GBR	20 FEB 1991	3	0.146	11.19 Q PB
3	DISTEL-BONNET Céline	FRA	25 JUL 1987	4	0.151	11.25 Q
4	HAASE Rebekka	GER	2 JAN 1993	2	0.151	11.35 Q
5	SIRAGUSA Irene	ITA	23 JUN 1993	5	0.140	11.47 q
6	HEALY Phil	IRL	19 NOV 1994	8	0.148	11.53
7	GARCÍA Estela	ESP	20 MAR 1989	7	0.183	11.72

Qualified: First 4 in each heat (Q) and 4 best performers (q) advance to the Semifinals

Results

100m Women
Semifinal

13 AUG 2014 / 18:50

Rank	Name	Nat	Date of Birth	Lane	Result	
1	SCHIPPERS Dafne	NED	15 JUN 1992	5	11.08	Q
2	LALOVA Ivet	BUL	18 MAY 1984	5	11.15	Q
3	SOMARÉ Myriam	FRA	29 OCT 1986	5	11.17	Q
4	KAMBUNDJI Mujinga	SUI	17 JUN 1992	3	11.20	Q NR
5	HENRY Desiree	GBR	26 AUG 1995	4	11.21	Q =PB
6	IKUESAN Ayodelé	FRA	15 MAY 1985	8	11.22	q PB
7	NELSON Ashleigh	GBR	20 FEB 1991	4	11.23	Q
8	DISTEL-BONNET Céline	FRA	25 JUL 1987	6	11.24	q =PB
8	PHILIP Asha	GBR	25 OCT 1990	6	11.24	
8	SAILER Verena	GER	16 OCT 1985	4	11.24	
11	POHREBNYAK Nataliya	UKR	19 FEB 1988	7	11.30	
12	POVH Olesya	UKR	18 OCT 1987	1	11.42	SB
13	OGRAZEANU Andreea	ROU	24 MAR 1990	8	11.44	
14	ALLOH Audrey	ITA	21 JUL 1987	7	11.45	
15	OKPARAEBE Ezinne	NOR	3 MAR 1988	6	11.46	
16	LOFAMAKANDA PINTO Tatjana	GER	2 JUL 1992	3	11.48	
17	EFTIMOVA Inna	BUL	19 JUN 1988	8	11.49	
18	GRINCIKAITE Lina	LTU	3 MAY 1987	1	11.52	
18	HAASE Rebekka	GER	2 JAN 1993	7	11.52	
20	SIRAGUSA Irene	ITA	23 JUN 1993	2	11.53	
21	SAMUEL Jamile	NED	24 APR 1992	2	11.54	
22	LATVALA Hanna-Maari	FIN	30 OCT 1987	3	11.57	
23	KOKLÓNI Yeoryia	GRE	7 MAY 1981	2	11.69	
24	FOSTER Amy	IRL	2 OCT 1988	1	11.79	

100m Women
Semifinal 1/3

13 AUG 2014 / 18:50

Wind: -1.9 m/s

Rank	Name	Nat	Date of Birth	Lane	Reaction time	Result
1	SOMARÉ Myriam	FRA	29 OCT 1986	5	0.153	11.17 Q
2	NELSON Ashleigh	GBR	20 FEB 1991	4	0.164	11.23 Q
3	OGRAZEANU Andreea	ROU	24 MAR 1990	8	0.195	11.44
4	OKPARAEBE Ezinne	NOR	3 MAR 1988	6	0.140	11.46
5	HAASE Rebekka	GER	2 JAN 1993	7	0.159	11.52
6	SAMUEL Jamile	NED	24 APR 1992	2	0.139	11.54
7	LATVALA Hanna-Maari	FIN	30 OCT 1987	3	0.136	11.57
8	FOSTER Amy	IRL	2 OCT 1988	1	0.148	11.79


100m Women
Semifinal 2/3

13 AUG 2014 / 18:56

Wind: +0.6 m/s

Rank	Name	Nat	Date of Birth	Lane	Reaction time	Result
1	SCHIPPERS Dafne	NED	15 JUN 1992	5	0.152	11.08 Q
2	HENRY Desiree	GBR	26 AUG 1995	4	0.142	11.21 Q =PB
3	DISTEL-BONNET Céline	FRA	25 JUL 1987	6	0.138	11.24 q =PB
4	POHREBNYAK Nataliya	UKR	19 FEB 1988	7	0.119	11.30
5	LOFAMAKANDA PINTO Tatjana	GER	2 JUL 1992	3	0.140	11.48
6	EFTIMOVA Inna	BUL	19 JUN 1988	8	0.151	11.49
7	GRINCIKAITE Lina	LTU	3 MAY 1987	1	0.142	11.52
8	SIRAGUSA Irene	ITA	23 JUN 1993	2	0.140	11.53

INTERNET Service: www.european-athletics.org

Timing, Measurement & Data Service by  OMEGA

printed at SUN 17 AUG 2014 18:49

Page 63 of 132

Results

100m Women
Semifinal 3/3

13 AUG 2014 / 19:02

Wind: 0.0 m/s

Rank	Name	Nat	Date of Birth	Lane	Reaction time	Result	
1	LALOVA Ivet	BUL	18 MAY 1984	5	0.145	11.15	Q
2	KAMBUNDJI Mujinga	SUI	17 JUN 1992	3	0.112	11.20	Q NR
3	IKUESAN Ayodelé	FRA	15 MAY 1985	8	0.157	11.22	q PB
4	PHILIP Asha	GBR	25 OCT 1990	6	0.137	11.24	
5	SAILER Verena	GER	16 OCT 1985	4	0.127	11.24	
6	POVH Olesya	UKR	18 OCT 1987	1	0.150	11.42	SB
7	ALLOH Audrey	ITA	21 JUL 1987	7	0.141	11.45	
8	KOKLÓNI Yeoryía	GRE	7 MAY 1981	2	0.133	11.69	

Qualified: First 2 in each heat (Q) and 2 best performers (q) advance to the Final

100m Women
Final

13 AUG 2014 / 20:55

Wind: -1.7 m/s

Rank	Name	Nat	Date of Birth	Lane	Reaction time	Result	
1	SCHIPPERS Dafne	NED	15 JUN 1992	5	0.160	11.12	
2	SOMARÉ Myriam	FRA	29 OCT 1986	3	0.164	11.16	
3	NELSON Ashleigh	GBR	20 FEB 1991	7	0.170	11.22	
4	KAMBUNDJI Mujinga	SUI	17 JUN 1992	4	0.126	11.30	
5	LALOVA Ivet	BUL	18 MAY 1984	6	0.135	11.33	
6	DISTEL-BONNET Céline	FRA	25 JUL 1987	2	0.128	11.38	
7	HENRY Desiree	GBR	26 AUG 1995	8	0.162	11.43	
8	IKUESAN Ayodelé	FRA	15 MAY 1985	1	0.163	11.54	

Results

200m Women
Round 1

14 AUG 2014 / 11:10

Rank	Name	Nat	Date of Birth	Lane	Result	
1	SCHIPPERS Dafne	NED	15 JUN 1992	6	22.73	Q
2	ASHER-SMITH Dina	GBR	4 DEC 1995	3	22.75	Q
3	WILLIAMS Jodie	GBR	28 SEP 1993	7	22.88	Q
4	SOUMARÉ Myriam	FRA	29 OCT 1986	6	22.97	Q
5	KAMBUNDJI Mujinga	SUI	17 JUN 1992	6	23.05	Q NUR
6	SAMUEL Jamile	NED	24 APR 1992	4	23.10	Q
7	LATVALA Hanna-Maari	FIN	30 OCT 1987	7	23.13	Q SB
8	SPRUNGER Léa	SUI	5 MAR 1990	7	23.15	Q SB
9	LALOVA Ivet	BUL	18 MAY 1984	2	23.17	Q SB
10	CARAVELLI Marzia	ITA	23 OCT 1981	3	23.27	Q SB
11	POHREBNYAK Nataliya	UKR	19 FEB 1988	5	23.31	Q
12	REZNHINA Yekaterina	RUS	18 OCT 1994	5	23.33	q
13	BELIBASÁKI María	GRE	19 JUN 1991	2	23.34	Q
14	PROPER Kelly	IRL	1 MAY 1988	4	23.37	Q
15	EKELUND Irene	SWE	8 MAR 1997	3	23.38	Q =SB
15	WILLIAMS Bianca	GBR	18 DEC 1993	2	23.38	Q
17	EFTIMOVA Inna	BUL	19 JUN 1988	5	23.42	Q
18	STROHOVA Nataliya	UKR	26 DEC 1992	5	23.47	Q
19	SIRAGUSA Irene	ITA	23 JUN 1993	7	23.61	Q
20	AMIDEI Martina	ITA	8 APR 1991	5	23.64	q
20	OGRAZEANU Andreea	ROU	24 MAR 1990	8	23.64	Q
22	VUKOLOVA Yekaterina	RUS	10 AUG 1987	8	YC 23.69	Q
23	PAPAIOANNOU Ramona	CYP	15 JUN 1989	8	23.70	q
24	VEIT Sabina	SLO	2 DEC 1985	4	23.72	q
25	GOLAY Joëlle	SUI	15 OCT 1987	3	23.82	
26	FÉRRRA Andriána	GRE	11 FEB 1988	8	23.88	
27	TAVARES Carla	POR	22 MAY 1982	6	23.90	
28	SIGURDARDÓTTIR Hafþís	ISL	12 FEB 1987	4	23.93	=PB
29	KAPTUR Éva	HUN	7 AUG 1987	6	24.07	
30	SLETTUM Elisabeth	NOR	31 AUG 1986	7	24.09	
31	ŽUMER Kristina	SLO	2 FEB 1980	2	24.24	
32	KRŠÁKOVÁ Lenka	SVK	22 FEB 1991	4	24.69	
33	KARAKUS Nimet	TUR	23 JAN 1993	2	25.31	
34	KHUBESERYAN Diana	ARM	5 MAY 1994	8	25.74	
	GALAIS Jennifer	FRA	7 MAR 1992	3	DQ	R 162.7

200m Women
Round 1 Heat 1/5

14 AUG 2014 / 11:10

Wind: +0.1 m/s

Rank	Name	Nat	Date of Birth	Lane	Reaction time	Result	
1	WILLIAMS Bianca	GBR	18 DEC 1993	2	0.197	23.38	Q
2	STROHOVA Nataliya	UKR	26 DEC 1992	5	0.169	23.47	Q
3	SIRAGUSA Irene	ITA	23 JUN 1993	7	0.142	23.61	Q
4	VUKOLOVA Yekaterina	RUS	10 AUG 1987	8	0.127	YC 23.69	Q R 162.5b
5	GOLAY Joëlle	SUI	15 OCT 1987	3	0.225	23.82	
6	KAPTUR Éva	HUN	7 AUG 1987	6	0.165	24.07	
7	KRŠÁKOVÁ Lenka	SVK	22 FEB 1991	4	0.158	24.69	

Results

200m Women

Round 1 Heat 2/5

14 AUG 2014 / 11:18

Wind: +0.1 m/s

Rank	Name	Nat	Date of Birth	Lane	Reaction time	Result	
1	WILLIAMS Jodie	GBR	28 SEP 1993	7	0.168	22.88	Q
2	KAMBUNDJI Mujinga	SUI	17 JUN 1992	6	0.124	23.05	Q NUR
3	POHREBNYAK Nataliya	UKR	19 FEB 1988	5	0.172	23.31	Q
4	EKELUND Irene	SWE	8 MAR 1997	3	0.187	23.38	Q =SB
5	FÉRRÁ Andriána	GRE	11 FEB 1988	8	0.170	23.88	
6	SIGURDARDÓTTIR Hafðís	ISL	12 FEB 1987	4	0.168	23.93	=PB
7	ŽUMER Kristina	SLO	2 FEB 1980	2	0.187	24.24	

200m Women

Round 1 Heat 3/5

14 AUG 2014 / 11:26

Wind: +0.1 m/s

Rank	Name	Nat	Date of Birth	Lane	Reaction time	Result	
1	SCHIPPERS Dafne	NED	15 JUN 1992	6	0.154	22.73	Q
2	BELIBASÁKI María	GRE	19 JUN 1991	2	0.204	23.34	Q
3	EFTIMOVA Inna	BUL	19 JUN 1988	5	0.157	23.42	Q
4	OGRAZEANU Andreea	ROU	24 MAR 1990	8	0.217	23.64	Q
5	VEIT Sabina	SLO	2 DEC 1985	4	0.150	23.72	q
6	SLETTUM Elisabeth	NOR	31 AUG 1986	7	0.218	24.09	
	GALAIS Jennifer	FRA	7 MAR 1992	3	F ¹	DQ	R 162.7

200m Women

Round 1 Heat 4/5

14 AUG 2014 / 11:34

Wind: -0.4 m/s

Rank	Name	Nat	Date of Birth	Lane	Reaction time	Result	
1	SAMUEL Jamile	NED	24 APR 1992	4	0.153	23.10	Q
2	SPRUNGER Léa	SUI	5 MAR 1990	7	0.134	23.15	Q SB
3	LALOVA Ivet	BUL	18 MAY 1984	2	0.146	23.17	Q SB
4	CARAVELLI Marzia	ITA	23 OCT 1981	3	0.148	23.27	Q SB
5	RENZHINA Yekaterina	RUS	18 OCT 1994	5	0.143	23.33	q
6	TAVARES Carla	POR	22 MAY 1982	6	0.156	23.90	
7	KHUBESERYAN Diana	ARM	5 MAY 1994	8	0.212	25.74	

200m Women

Round 1 Heat 5/5

14 AUG 2014 / 11:52

Wind: +0.1 m/s

Rank	Name	Nat	Date of Birth	Lane	Reaction time	Result	
1	ASHER-SMITH Dina	GBR	4 DEC 1995	3	0.154	22.75	Q
2	SOUMARÉ Myriam	FRA	29 OCT 1986	6	0.161	22.97	Q
3	LATVALA Hanna-Maari	FIN	30 OCT 1987	7	0.148	23.13	Q SB
4	PROPER Kelly	IRL	1 MAY 1988	4	0.135	23.37	Q
5	AMIDEI Martina	ITA	8 APR 1991	5	0.135	23.64	q
6	PAPAIOANNOU Ramona	CYP	15 JUN 1989	8	0.143	23.70	q
7	KARAKUS Nimet	TUR	23 JAN 1993	2	0.203	25.31	

Qualified: First 4 in each heat (Q) and 4 best performers (q) advance to the Semifinals

Results

200m Women
Semifinal

14 AUG 2014 / 19:42

Rank	Name	Nat	Date of Birth	Lane	Result
1	SCHIPPERS Dafne	NED	15 JUN 1992	5	22.48 Q
2	SOMARÉ Myriam	FRA	29 OCT 1986	5	22.56 Q SB
3	ASHER-SMITH Dina	GBR	4 DEC 1995	3	22.61 Q PB
4	WILLIAMS Jodie	GBR	28 SEP 1993	5	22.90 Q
5	WILLIAMS Bianca	GBR	18 DEC 1993	4	22.91 Q
6	KAMBUNDJI Mujinga	SUI	17 JUN 1992	6	22.94 q NUR
7	LATVALA Hanna-Maari	FIN	30 OCT 1987	4	22.98 q =PB
8	POHREBNYAK Nataliya	UKR	19 FEB 1988	7	23.10
9	SPRUNGER Léa	SUI	5 MAR 1990	6	23.12 SB
10	PROPER Kelly	IRL	1 MAY 1988	8	23.15 PB
11	SAMUEL Jamile	NED	24 APR 1992	6	23.18 Q
12	CARAVELLI Marzia	ITA	23 OCT 1981	8	23.23 SB
13	EKELUND Irene	SWE	8 MAR 1997	7	23.26 SB
13	RENZHINA Yekaterina	RUS	18 OCT 1994	2	23.26
15	EFTIMOVA Inna	BUL	19 JUN 1988	7	23.27 SB
16	LALOVA Ivet	BUL	18 MAY 1984	3	23.30
17	STROHOVA Nataliya	UKR	26 DEC 1992	4	23.36
18	BELIBASÁKI María	GRE	19 JUN 1991	3	23.37
18	VUKOLOVA Yekaterina	RUS	10 AUG 1987	2	23.37
20	SIRAGUSA Irene	ITA	23 JUN 1993	8	23.50
21	AMIDEI Martina	ITA	8 APR 1991	1	23.51
22	VEIT Sabina	SLO	2 DEC 1985	2	23.99
	PAPAIOANNOU Ramona	CYP	15 JUN 1989	1	DNF
	OGRAZEANU Andreea	ROU	24 MAR 1990	1	DNS

200m Women
Semifinal 1/3

14 AUG 2014 / 19:42

Wind: +0.3 m/s

Rank	Name	Nat	Date of Birth	Lane	Reaction time	Result
1	SOMARÉ Myriam	FRA	29 OCT 1986	5	0.163	22.56 Q SB
2	ASHER-SMITH Dina	GBR	4 DEC 1995	3	0.165	22.61 Q PB
3	LATVALA Hanna-Maari	FIN	30 OCT 1987	4	0.159	22.98 q =PB
4	SPRUNGER Léa	SUI	5 MAR 1990	6	0.136	23.12 SB
5	PROPER Kelly	IRL	1 MAY 1988	8	0.138	23.15 PB
6	EFTIMOVA Inna	BUL	19 JUN 1988	7	0.180	23.27 SB
7	VUKOLOVA Yekaterina	RUS	10 AUG 1987	2	0.143	23.37
8	AMIDEI Martina	ITA	8 APR 1991	1	0.138	23.51


200m Women
Semifinal 2/3

14 AUG 2014 / 19:49

Wind: -0.6 m/s

Rank	Name	Nat	Date of Birth	Lane	Reaction time	Result
1	SCHIPPERS Dafne	NED	15 JUN 1992	5	0.163	22.48 Q
2	WILLIAMS Bianca	GBR	18 DEC 1993	4	0.205	22.91 Q
3	KAMBUNDJI Mujinga	SUI	17 JUN 1992	6	0.138	22.94 q NUR
4	POHREBNYAK Nataliya	UKR	19 FEB 1988	7	0.160	23.10
5	CARAVELLI Marzia	ITA	23 OCT 1981	8	0.123	23.23 SB
6	LALOVA Ivet	BUL	18 MAY 1984	3	0.143	23.30
7	VEIT Sabina	SLO	2 DEC 1985	2	0.158	23.99
	OGRAZEANU Andreea	ROU	24 MAR 1990	1		DNS

INTERNET Service: www.european-athletics.org

Timing, Measurement & Data Service by  OMEGA

printed at SUN 17 AUG 2014 18:49

Page 67 of 132

Results

200m Women
Semifinal 3/3

14 AUG 2014 / 19:56

Wind: +0.3 m/s

Rank	Name	Nat	Date of Birth	Lane	Reaction time	Result	
1	WILLIAMS Jodie	GBR	28 SEP 1993	5	0.155	22.90	Q
2	SAMUEL Jamile	NED	24 APR 1992	6	0.139	23.18	Q
3	EKELUND Irene	SWE	8 MAR 1997	7	0.190	23.26	SB
3	RENZHINA Yekaterina	RUS	18 OCT 1994	2	0.156	23.26	
5	STROHOVA Nataliya	UKR	26 DEC 1992	4	0.175	23.36	
6	BELIBASÁKI María	GRE	19 JUN 1991	3	0.196	23.37	
7	SIRAGUSA Irene	ITA	23 JUN 1993	8	0.148	23.50	
	PAPAIANNOU Ramona	CYP	15 JUN 1989	1	0.155	DNF	

Qualified: First 2 in each heat (Q) and 2 best performers (q) advance to the Final

200m Women
Final

15 AUG 2014 / 20:25

Wind: -0.5 m/s

Rank	Name	Nat	Date of Birth	Lane	Reaction time	Result	
1	SCHIPPERS Dafne	NED	15 JUN 1992	3	0.154	22.03	WL,NR
2	WILLIAMS Jodie	GBR	28 SEP 1993	4	0.165	22.46	PB
3	SOMARÉ Myriam	FRA	29 OCT 1986	5	0.152	22.58	
4	WILLIAMS Bianca	GBR	18 DEC 1993	8	0.191	22.68	
5	KAMBUNDJI Mujinga	SUI	17 JUN 1992	2	0.117	22.83	NR
6	SAMUEL Jamile	NED	24 APR 1992	7	0.142	23.31	
7	LATVALA Hanna-Maari	FIN	30 OCT 1987	1	0.163	23.48	
	ASHER-SMITH Dina	GBR	4 DEC 1995	6	0.160	DNF	

Results

400m Women

Round 1

12 AUG 2014 / 18:00

Rank	Name	Nat	Date of Birth	Lane	Result		
1	ZEMLYAK Olha	UKR	16 JAN 1990	5	51.16	Q	
2	OHURUOGU Christine	GBR	17 MAY 1984	6	51.40	Q	SB
3	TERRERO Indira	ESP	29 NOV 1985	4	51.62	Q	SB
4	RAZOR Bianca	ROU	8 AUG 1994	3	51.77	Q	SB
5	GAYOT Marie	FRA	18 DEC 1989	6	51.80	Q	SB
6	BOKESA Aauri Lorena	ESP	14 DEC 1988	6	51.86	Q	
7	GRENOT Libania	ITA	12 JUL 1983	7	51.90	Q	
8	PYHYDA Nataliya	UKR	30 JAN 1981	7	51.95	Q	SB
9	CREMER Esther	GER	29 MAR 1988	2	51.98	Q	
10	HOLUB Malgorzata	POL	30 OCT 1992	3	52.00	Q	
11	VECHKUROVA Tatyana	RUS	23 SEP 1981	8	52.06	q	
12	BAZZONI Chiara	ITA	5 JUL 1984	5	52.19	q	SB
13	ŠERKŠNIENE Agne	LTU	18 FEB 1988	4	52.42	Q	
14	GUEI Floria	FRA	2 MAY 1990	1	52.42	q	
15	SWIETY Justyna	POL	3 DEC 1992	8	52.43	q	
16	ZADORINA Kseniya	RUS	2 MAR 1987	3	52.57	Q	
17	WYCISZKIEWICZ Patrycja	POL	8 JAN 1994	4	52.73		
18	AZEVEDO Cátia	POR	9 MAR 1994	5	52.87		
19	PUTALOVÁ Iveta	SVK	24 MAR 1988	8	53.25		PB
20	PASTOR Adelina	ROU	5 MAY 1993	2	53.30		
21	LATIŠEVA-CUDARE Gunta	LAT	9 MAR 1995	7	53.37		SB
22	MARKOVIC Tamara	SRB	16 OCT 1988	4	53.41		
22	MUSTOLA Katri	FIN	19 SEP 1992	8	53.41		
22	SPACCA Maria Enrica	ITA	20 MAR 1986	3	53.41		
25	KLOSTER Line	NOR	27 FEB 1990	7	54.27		
26	NORUM Tara Marie	NOR	18 SEP 1991	2	54.89		
27	MORAUSKAITE Modesta	LTU	2 OCT 1995	2	55.87		
28	SHAROYAN Amaliya	ARM	19 JUN 1988	6	56.49		
29	RISTESKA Hristina	MKD	21 DEC 1991	5	57.47		PB

400m Women

Round 1 Heat 1/4

12 AUG 2014 / 18:00

Rank	Name	Nat	Date of Birth	Lane	Reaction time	Result	
1	TERRERO Indira	ESP	29 NOV 1985	4	0.314	51.62	Q SB
2	RAZOR Bianca	ROU	8 AUG 1994	3	0.185	51.77	Q SB
3	GAYOT Marie	FRA	18 DEC 1989	6	0.191	51.80	Q SB
4	VECHKUROVA Tatyana	RUS	23 SEP 1981	8	0.233	52.06	q
5	BAZZONI Chiara	ITA	5 JUL 1984	5	0.176	52.19	q SB
6	LATIŠEVA-CUDARE Gunta	LAT	9 MAR 1995	7	0.197	53.37	SB
7	MORAUSKAITE Modesta	LTU	2 OCT 1995	2	0.194	55.87	


400m Women

Round 1 Heat 2/4

12 AUG 2014 / 18:07

Rank	Name	Nat	Date of Birth	Lane	Reaction time	Result	
1	OHURUOGU Christine	GBR	17 MAY 1984	6	0.156	51.40	Q SB
2	GRENOT Libania	ITA	12 JUL 1983	7	0.173	51.90	Q
3	ZADORINA Kseniya	RUS	2 MAR 1987	3	0.152	52.57	Q
4	WYCISZKIEWICZ Patrycja	POL	8 JAN 1994	4	0.155	52.73	
5	AZEVEDO Cátia	POR	9 MAR 1994	5	0.143	52.87	
6	PUTALOVÁ Iveta	SVK	24 MAR 1988	8	0.180	53.25	PB
7	NORUM Tara Marie	NOR	18 SEP 1991	2	0.137	54.89	

INTERNET Service: www.european-athletics.org

Timing, Measurement & Data Service by  OMEGA

Results

400m Women

Round 1 Heat 3/4

12 AUG 2014 / 18:14

Rank	Name	Nat	Date of Birth	Lane	Reaction time	Result	
1	PYHYDA Nataliya	UKR	30 JAN 1981	7	0.194	51.95	Q SB
2	HOLUB Malgorzata	POL	30 OCT 1992	3	0.154	52.00	Q
3	ŠERKŠNIENE Agne	LTU	18 FEB 1988	4	0.176	52.42	Q
4	GUEI Floria	FRA	2 MAY 1990	1	0.197	52.42	q
5	PASTOR Adelina	ROU	5 MAY 1993	2	0.211	53.30	
6	MUSTOLA Katri	FIN	19 SEP 1992	8	0.178	53.41	
7	SHAROYAN Amaliya	ARM	19 JUN 1988	6	0.163	56.49	
8	RISTESKA Hristina	MKD	21 DEC 1991	5	0.193	57.47	PB

400m Women

Round 1 Heat 4/4

12 AUG 2014 / 18:21

Rank	Name	Nat	Date of Birth	Lane	Reaction time	Result	
1	ZEMLYAK OIha	UKR	16 JAN 1990	5	0.174	51.16	Q
2	BOKESA Aauri Lorena	ESP	14 DEC 1988	6	0.173	51.86	Q
3	CREMER Esther	GER	29 MAR 1988	2	0.149	51.98	Q
4	SWIETY Justyna	POL	3 DEC 1992	8	0.182	52.43	q
5	MARKOVIC Tamara	SRB	16 OCT 1988	4	0.160	53.41	
6	SPACCA Maria Enrica	ITA	20 MAR 1986	3	0.186	53.41	
7	KLOSTER Line	NOR	27 FEB 1990	7	0.142	54.27	

Qualified: First 3 in each heat (Q) and 4 best performers (q) advance to the Semifinals

400m Women

Semifinal

13 AUG 2014 / 19:10

Rank	Name	Nat	Date of Birth	Lane	Result	
1	ZEMLYAK OIha	UKR	16 JAN 1990	5	51.24	Q
2	GRENOT Libania	ITA	12 JUL 1983	6	51.47	Q
3	BOKESA Aauri Lorena	ESP	14 DEC 1988	4	51.84	Q
4	TERRERO Indira	ESP	29 NOV 1985	4	52.07	Q
5	GAYOT Marie	FRA	18 DEC 1989	7	52.11	q
6	RAZOR Bianca	ROU	8 AUG 1994	3	52.22	q
7	ŠERKŠNIENE Agne	LTU	18 FEB 1988	8	52.32	
8	OHURUOGU Christine	GBR	17 MAY 1984	6	52.56	Q
9	HOLUB Malgorzata	POL	30 OCT 1992	5	52.58	Q
10	PYHYDA Nataliya	UKR	30 JAN 1981	3	52.70	
11	GUEI Floria	FRA	2 MAY 1990	1	52.82	
12	CREMER Esther	GER	29 MAR 1988	7	52.83	
13	SWIETY Justyna	POL	3 DEC 1992	2	52.85	
14	VESHKUROVA Tatyana	RUS	23 SEP 1981	1	52.93	
15	BAZZONI Chiara	ITA	5 JUL 1984	2	53.50	
	ZADORINA Kseniya	RUS	2 MAR 1987	8	DNS	

Results

400m Women
Semifinal 1/2

13 AUG 2014 / 19:10

Rank	Name	Nat	Date of Birth	Lane	Reaction time	Result
1	TERRERO Indira	ESP	29 NOV 1985	4	0.188	52.07 Q
2	OHURUOGU Christine	GBR	17 MAY 1984	6	0.210	52.56 Q
3	HOLUB Malgorzata	POL	30 OCT 1992	5	0.167	52.58 Q
4	PYHYDA Nataliya	UKR	30 JAN 1981	3	0.177	52.70
5	GUEI Floria	FRA	2 MAY 1990	1	0.192	52.82
6	CREMER Esther	GER	29 MAR 1988	7	0.146	52.83
7	BAZZONI Chiara	ITA	5 JUL 1984	2	0.169	53.50
	ZADORINA Kseniya	RUS	2 MAR 1987	8		DNS

400m Women
Semifinal 2/2

13 AUG 2014 / 19:17

Rank	Name	Nat	Date of Birth	Lane	Reaction time	Result
1	ZEMLYAK OIha	UKR	16 JAN 1990	5	0.188	51.24 Q
2	GRENOT Libania	ITA	12 JUL 1983	6	0.163	51.47 Q
3	BOKESA Aauri Lorena	ESP	14 DEC 1988	4	0.207	51.84 Q
4	GAYOT Marie	FRA	18 DEC 1989	7	0.219	52.11 q
5	RAZOR Bianca	ROU	8 AUG 1994	3	0.199	52.22 q
6	ŠERKŠNIENE Agne	LTU	18 FEB 1988	8	0.168	52.32
7	SWIETY Justyna	POL	3 DEC 1992	2	0.165	52.85
8	VECHKUROVA Tatyana	RUS	23 SEP 1981	1	0.197	52.93

Qualified: First 3 in each heat (Q) and 2 best performers (q) advance to the Final

400m Women
Final

15 AUG 2014 / 19:10

Rank	Name	Nat	Date of Birth	Lane	Reaction time	Result
1	GRENOT Libania	ITA	12 JUL 1983	3	0.180	51.10
2	ZEMLYAK OIha	UKR	16 JAN 1990	4	0.172	51.36
3	TERRERO Indira	ESP	29 NOV 1985	6	0.250	51.38 SB
4	OHURUOGU Christine	GBR	17 MAY 1984	5	0.170	51.38 SB
5	HOLUB Malgorzata	POL	30 OCT 1992	7	0.177	51.84 PB
6	RAZOR Bianca	ROU	8 AUG 1994	1	0.213	51.95
7	GAYOT Marie	FRA	18 DEC 1989	2	0.183	52.14
8	BOKESA Aauri Lorena	ESP	14 DEC 1988	8	0.213	52.39

Results

800m Women

Round 1

13 AUG 2014 / 12:22

Rank	Name	Nat	Date of Birth	Lane	Result
1	LEONARD Alison	GBR	17 MAR 1990	5	2:01.47 Q
2	SHARP Lynsey	GBR	11 JUL 1990	4	2:01.55 Q
3	ARZAMASOVA Maryna	BLR	17 DEC 1987	4	2:01.56 Q
4	STAMBOLOVA Vania	BUL	28 NOV 1983	2	2:01.60 Q
5	JÓZWIK Joanna	POL	30 JAN 1991	8	2:01.61 Q
5	POISTOGOVA Yekaterina	RUS	1 MAR 1991	6	2:01.61 Q
7	LINDH Lovisa	SWE	9 JUL 1991	7	2:01.73 Q PB
7	MASNÁ Lenka	CZE	22 APR 1985	1	2:01.73 q
9	FEDRONIC Justine	FRA	11 MAY 1991	2	2:02.01 q
10	HINRIKSDÓTTIR Aníta	ISL	13 JAN 1996	4	2:02.12 q SB
11	BÜCHEL Selina	SUI	26 JUL 1991	8	2:02.14 Q
12	JUDD Jessica	GBR	7 JAN 1995	3	2:02.30 Q
13	MJÁLAND Trine	NOR	30 JUN 1990	7	2:02.62 q
14	VERSTEGEN Sanne	NED	10 NOV 1985	6	2:02.73
15	NUNU Mihaela	ROU	10 MAY 1989	5	2:03.27
16	MATHIAS Charline	LUX	23 MAY 1992	6	2:03.43
17	ROGOZINA Svetlana	RUS	26 DEC 1992	2	2:03.80 Q
18	LAMOTE Renelle	FRA	26 DEC 1993	4	2:03.92 Q
19	PIERDEVARA Florina	ROU	29 MAR 1990	5	2:03.99
20	LAVRIC Mirela	ROU	17 FEB 1991	3	2:04.06 Q
21	CICHOCKA Angelika	POL	15 MAR 1988	7	2:04.41
22	HYNNE Hedda	NOR	13 MAR 1990	8	2:05.08
23	MILANI Marta	ITA	9 MAR 1987	5	2:05.64
24	TKACHUK Anastasiya	UKR	20 APR 1993	8	2:06.89
25	TŠERNOV Liina	EST	28 DEC 1987	1	2:07.95
26	BALCIUNAITE Egle	LTU	31 OCT 1988	7	2:08.05
27	RAHMOUNI Khadija	ESP	30 NOV 1986	6	2:08.09
28	KOYUNCU Tugba	TUR	16 FEB 1991	3	2:09.05
29	BAGLIETTO Kim	GIB	27 OCT 1992	2	2:24.47
	DEL BUONO Federica	ITA	12 DEC 1994	3	DNS

Intermediate times:

800m Women

Round 1 Heat 1/4

13 AUG 2014 / 12:22

Rank	Name	Nat	Date of Birth	Lane	Result
1	LEONARD Alison	GBR	17 MAR 1990	5	2:01.47 Q
2	POISTOGOVA Yekaterina	RUS	1 MAR 1991	6	2:01.61 Q
3	LINDH Lovisa	SWE	9 JUL 1991	7	2:01.73 Q PB
4	FEDRONIC Justine	FRA	11 MAY 1991	2	2:02.01 q
5	HINRIKSDÓTTIR Aníta	ISL	13 JAN 1996	4	2:02.12 q SB
6	HYNNE Hedda	NOR	13 MAR 1990	8	2:05.08
	DEL BUONO Federica	ITA	12 DEC 1994	3	DNS

Intermediate times:

400m 1:00.71
600m 1:31.02

HINRIKSDÓTTIR Aníta (ISL)
HINRIKSDÓTTIR Aníta (ISL)

Results

800m Women

Round 1 Heat 2/4

13 AUG 2014 / 12:31

Rank	Name	Nat	Date of Birth	Lane	Result
1	ARZAMASOVA Maryna	BLR	17 DEC 1987	4	2:01.56 Q
2	BÜCHEL Selina	SUI	26 JUL 1991	8	2:02.14 Q
3	JUDD Jessica	GBR	7 JAN 1995	3	2:02.30 Q
4	MJÅLAND Trine	NOR	30 JUN 1990	7	2:02.62 q
5	VERSTEGEN Sanne	NED	10 NOV 1985	6	2:02.73
6	NUNU Mihaela	ROU	10 MAY 1989	5	2:03.27
7	TŠERNOV Liina	EST	28 DEC 1987	1	2:07.95
8	BAGLIETTO Kim	GIB	27 OCT 1992	2	2:24.47

Intermediate times: 400m 58.79 JUDD Jessica (GBR)
600m 1:30.22 ARZAMASOVA Maryna (BLR)

800m Women

Round 1 Heat 3/4

13 AUG 2014 / 12:40

Rank	Name	Nat	Date of Birth	Lane	Result
1	ROGOZINA Svetlana	RUS	26 DEC 1992	2	2:03.80 Q
2	LAMOTE Renelle	FRA	26 DEC 1993	4	2:03.92 Q
3	LAVRIC Mirela	ROU	17 FEB 1991	3	2:04.06 Q
4	CICHOCA Angelika	POL	15 MAR 1988	7	2:04.41
5	MILANI Marta	ITA	9 MAR 1987	5	2:05.64
6	TKACHUK Anastasiya	UKR	20 APR 1993	8	2:06.89
7	RAHMOUNI Khadija	ESP	30 NOV 1986	6	2:08.09

Intermediate times: 400m 1:03.00 LAMOTE Renelle (FRA)
600m 1:34.60 ROGOZINA Svetlana (RUS)

800m Women

Round 1 Heat 4/4

13 AUG 2014 / 12:50

Rank	Name	Nat	Date of Birth	Lane	Result
1	SHARP Lynsey	GBR	11 JUL 1990	4	2:01.55 Q
2	STAMBOLOVA Vania	BUL	28 NOV 1983	2	2:01.60 Q
3	JÓZWIK Joanna	POL	30 JAN 1991	8	2:01.61 Q
4	MASNÁ Lenka	CZE	22 APR 1985	1	2:01.73 q
5	MATHIAS Charline	LUX	23 MAY 1992	6	2:03.43
6	PIERDEVARA Florina	ROU	29 MAR 1990	5	2:03.99
7	BALCIUNAITE Egle	LTU	31 OCT 1988	7	2:08.05
8	KOYUNCU Tugba	TUR	16 FEB 1991	3	2:09.05

Intermediate times: 400m 1:00.58 PIERDEVARA Florina (ROU)
600m 1:31.13 SHARP Lynsey (GBR)

Qualified: First 3 in each heat (Q) and 4 best performers (q) advance to the Semifinals

Results

800m Women
Semifinal

14 AUG 2014 / 18:38

Rank	Name	Nat	Date of Birth	Lane	Result
1	ARZAMASOVA Maryna	BLR	17 DEC 1987	5	2:00.36 Q
2	JÓZWIK Joanna	POL	30 JAN 1991	7	2:00.58 Q PB
3	ROGOZINA Svetlana	RUS	26 DEC 1992	4	2:00.83 Q
4	LAVRIC Mirela	ROU	17 FEB 1991	2	2:01.24 q SB
5	SHARP Lynsey	GBR	11 JUL 1990	3	2:01.32 Q
6	POISTOGOVA Yekaterina	RUS	1 MAR 1991	4	2:01.45 Q
7	JUDD Jessica	GBR	7 JAN 1995	5	2:01.53 Q
8	STAMBOLOVA Vania	BUL	28 NOV 1983	8	2:01.59 q
9	BÜCHEL Selina	SUI	26 JUL 1991	8	2:01.80
9	MASNÁ Lenka	CZE	22 APR 1985	6	2:01.80
11	HINRIKSDÓTTIR Aníta	ISL	13 JAN 1996	1	2:02.45
12	LINDH Lovisa	SWE	9 JUL 1991	1	2:02.60
13	LAMOTE Renelle	FRA	26 DEC 1993	6	2:03.90
14	MJÅLAND Trine	NOR	30 JUN 1990	2	2:03.92
15	FEDRONIC Justine	FRA	11 MAY 1991	7	2:04.39
	LEONARD Alison	GBR	17 MAR 1990	3	DNF

Intermediate times:

800m Women
Semifinal 1/2

14 AUG 2014 / 18:38

Rank	Name	Nat	Date of Birth	Lane	Result
1	ARZAMASOVA Maryna	BLR	17 DEC 1987	5	2:00.36 Q
2	JÓZWIK Joanna	POL	30 JAN 1991	7	2:00.58 Q PB
3	ROGOZINA Svetlana	RUS	26 DEC 1992	4	2:00.83 Q
4	LAVRIC Mirela	ROU	17 FEB 1991	2	2:01.24 q SB
5	STAMBOLOVA Vania	BUL	28 NOV 1983	8	2:01.59 q
6	HINRIKSDÓTTIR Aníta	ISL	13 JAN 1996	1	2:02.45
7	LAMOTE Renelle	FRA	26 DEC 1993	6	2:03.90
	LEONARD Alison	GBR	17 MAR 1990	3	DNF

Intermediate times:

400m 58.80
600m 1:29.65

ARZAMASOVA Maryna (BLR)
ROGOZINA Svetlana (RUS)

800m Women
Semifinal 2/2

14 AUG 2014 / 18:48

Rank	Name	Nat	Date of Birth	Lane	Result
1	SHARP Lynsey	GBR	11 JUL 1990	3	2:01.32 Q
2	POISTOGOVA Yekaterina	RUS	1 MAR 1991	4	2:01.45 Q
3	JUDD Jessica	GBR	7 JAN 1995	5	2:01.53 Q
4	BÜCHEL Selina	SUI	26 JUL 1991	8	2:01.80
4	MASNÁ Lenka	CZE	22 APR 1985	6	2:01.80
6	LINDH Lovisa	SWE	9 JUL 1991	1	2:02.60
7	MJÅLAND Trine	NOR	30 JUN 1990	2	2:03.92
8	FEDRONIC Justine	FRA	11 MAY 1991	7	2:04.39

Intermediate times:

400m 1:00.50
600m 1:31.14

SHARP Lynsey (GBR)
SHARP Lynsey (GBR)

Qualified: First 3 in each heat (Q) and 2 best performers (q) advance to the Final

Results

800m Women
Final

16 AUG 2014 / 16:05

Rank	Name	Nat	Date of Birth	Lane	Result	
1	ARZAMASOVA Maryna	BLR	17 DEC 1987	5	1:58.15	EL
2	SHARP Lynsey	GBR	11 JUL 1990	6	1:58.80	PB
3	JÓZWIK Joanna	POL	30 JAN 1991	8	1:59.63	PB
4	POISTOGOVA Yekaterina	RUS	1 MAR 1991	3	1:59.69	
5	ROGOZINA Svetlana	RUS	26 DEC 1992	4	2:00.76	
6	STAMBOLOVA Vania	BUL	28 NOV 1983	1	2:00.91	PB
7	JUDD Jessica	GBR	7 JAN 1995	7	2:01.65	
8	LAVRIC Mirela	ROU	17 FEB 1991	2	2:09.25	

Intermediate times: 400m 58.26 SHARP Lynsey (GBR)
600m 1:27.51 SHARP Lynsey (GBR)


1500m Women
Round 1

12 AUG 2014 / 10:35

Rank	Name	Nat	Date of Birth	Order	Result	
1	HASSAN Sifan	NED	1 JAN 1993	3	4:09.55	Q
2	PLIS Renata	POL	5 FEB 1985	11	4:10.33	Q
3	DEL BUONO Federica	ITA	12 DEC 1994	4	4:10.47	Q
4	WEIGHTMAN Laura	GBR	1 JUL 1991	5	4:10.55	Q
5	ENGLAND Hannah	GBR	6 MAR 1987	7	4:10.73	q
6	SUJEW Diana	GER	2 NOV 1990	10	4:11.27	q
7	SHCHAGINA Anna	RUS	7 DEC 1991	6	4:11.27	q
8	PRYSHCHEPA Nataliya	UKR	11 SEP 1994	2	4:11.42	q
9	AREGAWI Abeba	SWE	5 JUL 1990	9	4:11.64	Q
10	TERZIC Amela	SRB	2 JAN 1993	11	4:11.75	Q
11	GEGA Luiza	ALB	5 NOV 1988	13	4:12.25	
12	KARAMASHEVA Svetlana	RUS	24 MAY 1988	1	4:12.94	Q
13	MÅKESTAD BOVIM Ingvill	NOR	7 AUG 1981	7	4:13.02	Q
14	MISHCHENKO Anna	UKR	25 AUG 1983	12	4:14.24	
15	MUIR Laura	GBR	9 MAY 1993	6	4:14.69	
16	KLOCOVÁ Lucia	SVK	20 NOV 1983	1	4:14.77	
17	KOSTER Maureen	NED	3 JUL 1992	8	4:15.11	
18	MEZULIÁNIKOVÁ Diana	CZE	10 APR 1992	12	4:15.40	
19	ROMAN Sonja	SLO	11 MAR 1979	4	4:16.38	
20	AYDEMIR Esma	TUR	1 JAN 1992	3	4:16.90	
21	MAGNANI Margherita	ITA	26 FEB 1987	10	4:17.19	
22	STRAUSA Agata	LAT	2 DEC 1989	5	4:17.61	
23	MACÍAS Isabel	ESP	11 AUG 1984	2	4:17.76	
24	BULUT Gamze	TUR	3 AUG 1992	8	4:18.28	
25	TŠERNOV Liina	EST	28 DEC 1987	9	4:25.18	

Intermediate times:

INTERNET Service: www.european-athletics.org

Timing, Measurement & Data Service by  OMEGA

printed at SUN 17 AUG 2014 18:49

Page 75 of 132

Results

1500m Women

Round 1 Heat 1/2

12 AUG 2014 / 10:35

Rank	Name	Nat	Date of Birth	Order	Result
1	AREGAWI Abeba	SWE	5 JUL 1990	9	4:11.64 Q
2	TERZIC Amela	SRB	2 JAN 1993	11	4:11.75 Q
3	KARAMASHEVA Svetlana	RUS	24 MAY 1988	1	4:12.94 Q
4	MÅKESTAD BOVIM Ingvill	NOR	7 AUG 1981	7	4:13.02 Q
5	MISHCHENKO Anna	UKR	25 AUG 1983	12	4:14.24
6	MUIR Laura	GBR	9 MAY 1993	6	4:14.69
7	KOSTER Maureen	NED	3 JUL 1992	8	4:15.11
8	ROMAN Sonja	SLO	11 MAR 1979	4	4:16.38
9	AYDEMIR Esma	TUR	1 JAN 1992	3	4:16.90
10	MAGNANI Margherita	ITA	26 FEB 1987	10	4:17.19
11	STRAUSA Agata	LAT	2 DEC 1989	5	4:17.61
12	MACÍAS Isabel	ESP	11 AUG 1984	2	4:17.76

Intermediate times: 400m 1:11.86 TERZIC Amela (SRB)
800m 2:22.63 TERZIC Amela (SRB)
1200m 3:27.41 AREGAWI Abeba (SWE)

1500m Women

Round 1 Heat 2/2

12 AUG 2014 / 10:45

Rank	Name	Nat	Date of Birth	Order	Result
1	HASSAN Sifan	NED	1 JAN 1993	3	4:09.55 Q
2	PLIS Renata	POL	5 FEB 1985	11	4:10.33 Q
3	DEL BUONO Federica	ITA	12 DEC 1994	4	4:10.47 Q
4	WEIGHTMAN Laura	GBR	1 JUL 1991	5	4:10.55 Q
5	ENGLAND Hannah	GBR	6 MAR 1987	7	4:10.73 q
6	SUJEW Diana	GER	2 NOV 1990	10	4:11.27 q
7	SHCHAGINA Anna	RUS	7 DEC 1991	6	4:11.27 q
8	PRYSHCHEPA Nataliya	UKR	11 SEP 1994	2	4:11.42 q
9	GEGA Luiza	ALB	5 NOV 1988	13	4:12.25
10	KLOCOVÁ Lucia	SVK	20 NOV 1983	1	4:14.77
11	MEZULIÁNIKOVÁ Diana	CZE	10 APR 1992	12	4:15.40
12	BULUT Gamze	TUR	3 AUG 1992	8	4:18.28
13	TŠERNOV Liina	EST	28 DEC 1987	9	4:25.18

Intermediate times: 400m 1:08.43 PLIS Renata (POL)
800m 2:18.35 PLIS Renata (POL)
1200m 3:23.84 HASSAN Sifan (NED)

Qualified: First 4 in each heat (Q) and 4 best performers (q) advance to the Final


1500m Women

Final

15 AUG 2014 / 19:25

Rank	Name	Nat	Date of Birth	Order	Result
1	HASSAN Sifan	NED	1 JAN 1993	1	4:04.18
2	AREGAWI Abeba	SWE	5 JUL 1990	4	4:05.08
3	WEIGHTMAN Laura	GBR	1 JUL 1991	12	4:06.32
4	PLIS Renata	POL	5 FEB 1985	5	4:06.65
5	DEL BUONO Federica	ITA	12 DEC 1994	11	4:07.49 PB
6	ENGLAND Hannah	GBR	6 MAR 1987	9	4:07.80
7	SHCHAGINA Anna	RUS	7 DEC 1991	8	4:08.05
8	SUJEW Diana	GER	2 NOV 1990	2	4:08.63
9	MÅKESTAD BOVIM Ingvill	NOR	7 AUG 1981	3	4:08.85
10	PRYSHCHEPA Nataliya	UKR	11 SEP 1994	10	4:08.89 PB
11	KARAMASHEVA Svetlana	RUS	24 MAY 1988	6	4:11.35
12	TERZIC Amela	SRB	2 JAN 1993	7	4:19.11

INTERNET Service: www.european-athletics.org

Timing, Measurement & Data Service by  OMEGA

printed at SUN 17 AUG 2014 18:49

Page 76 of 132

Results

Final (cont.)

Intermediate times:	400m	1:05.95	SHCHAGINA Anna (RUS)
	800m	2:15.12	WEIGHTMAN Laura (GBR)
	1200m	3:18.00	AREGAWI Abeba (SWE)

5000m Women

Final 16 AUG 2014 / 17:35

Rank	Name	Nat	Date of Birth	Order	Result	
1	BAHTA Meraf	SWE	24 JUN 1989	5	15:31.39	
2	HASSAN Sifan	NED	1 JAN 1993	9	15:31.79	
3	KUIJKEN Susan	NED	8 JUL 1986	2	15:32.82	
4	KOROBKINA Yelena	RUS	25 NOV 1990	16	15:32.89	
5	FERNÁNDEZ Nuria	ESP	16 AUG 1976	11	15:35.59	
6	MOREIRA Sara	POR	17 OCT 1985	14	15:38.13	
7	PAVEY Jo	GBR	20 SEP 1973	7	15:38.41	
8	VIOLA Giulia	ITA	24 APR 1991	10	15:38.76	PB
9	GORECKA Emelia	GBR	29 JAN 1994	1	15:42.98	
10	BULUT Gamze	TUR	3 AUG 1992	12	15:44.73	
11	WENTH Jennifer	AUT	24 JUL 1991	6	15:47.61	
12	PLIS Renata	POL	5 FEB 1985	8	15:48.58	
13	GRØVDAL Karoline Bjerkeli	NOR	14 JUN 1990	4	15:52.78	
14	MÄKI Kristiina	CZE	22 SEP 1991	15	15:57.13	
15	KOCK Maren	GER	22 JUN 1990	3	16:04.60	
16	GONZÁLEZ Paula	ESP	2 MAY 1985	17	16:24.58	
	ROMAN Sonja	SLO	11 MAR 1979	13	DNF	

Intermediate times:	1000m	3:08.02	MOREIRA Sara (POR)
	2000m	6:25.46	MOREIRA Sara (POR)
	3000m	9:40.24	PLIS Renata (POL)
	4000m	12:47.07	BAHTA Meraf (SWE)

Results

10,000m Women

Final

12 AUG 2014 / 20:10

Rank	Name	Nat	Date of Birth	Order	Result	
1	PAVEY Jo	GBR	20 SEP 1973	11	32:22.39	
2	CALVIN Clémence	FRA	17 MAY 1990	16	32:23.58	
3	TRABY Laila	FRA	26 MAR 1979	3	32:26.03	PB
4	VASTENBURG Jip	NED	21 MAR 1994	10	32:27.37	NUR
5	MOREIRA Sara	POR	17 OCT 1985	18	32:30.12	
6	MOCKENHAUPT Sabrina	GER	6 DEC 1980	25	32:30.49	
7	MAZURONAK Volha	BLR	14 APR 1989	22	32:31.15	PB
8	BRITTON Fionnuala	IRL	24 SEP 1984	12	32:32.45	SB
9	PAPP Krisztina	HUN	17 DEC 1982	23	32:32.62	SB
10	NAGOVITSYNA Yelena	RUS	7 DEC 1982	24	32:33.64	
11	PROKOPCIUKA Jelena	LAT	21 SEP 1976	4	32:34.03	SB
12	FÉLIX Dulce	POR	23 OCT 1982	5	32:35.90	
13	JARZYNSKA Karolina	POL	6 SEP 1981	15	32:40.98	
14	POTTER Beth	GBR	27 DEC 1991	26	32:53.17	
15	BELETE Almensch	BEL	26 JUL 1989	13	33:03.87	
16	ROCHA Carla Salomé	POR	25 APR 1990	8	33:05.49	
17	RODRÍGUEZ Lidia	ESP	26 MAY 1986	20	33:17.39	
18	BARRACHINA Gema	ESP	10 APR 1986	9	33:24.65	
19	BEREŠOVÁ Katarína	SVK	10 OCT 1987	1	33:28.60	
20	GALIMOVA Valentina	RUS	11 MAY 1986	19	33:36.45	
21	ERDÉLYI Zsófia	HUN	10 DEC 1987	14	33:41.72	
22	KARAKATSÁNI Anastasía	GRE	10 JAN 1992	21	33:53.00	NUR
23	SEKANOVA Lucie	CZE	5 AUG 1989	2	33:57.29	
24	FALCH Runa Skrove	NOR	23 JUN 1990	6	38:06.59	
	DUARTE Sophie	FRA	31 JUL 1981	7	DNF	
	CHECA Dolores	ESP	27 DEC 1982	17	DNS	

Intermediate times:	Time	Runner
1000m	3:23.14	SEKANOVA Lucie (CZE)
2000m	6:39.47	GALIMOVA Valentina (RUS)
3000m	9:55.06	GALIMOVA Valentina (RUS)
4000m	13:11.10	JARZYNSKA Karolina (POL)
5000m	16:26.72	JARZYNSKA Karolina (POL)
6000m	19:42.04	VASTENBURG Jip (NED)
7000m	23:00.18	PROKOPCIUKA Jelena (LAT)
8000m	26:16.12	CALVIN Clémence (FRA)
9000m	29:27.39	CALVIN Clémence (FRA)

Results

3000m Steeplechase Women

Round 1

15 AUG 2014 / 11:00

Rank	Name	Nat	Date of Birth	Order	Result
1	KUDZELICH Sviatlana	BLR	7 MAY 1987	1	9:46.89 Q
2	VLASOVA Natalya	RUS	19 JUL 1988	9	9:47.31 Q
3	KRAUSE Gesa-Felicitas	GER	3 AUG 1992	4	9:47.36 Q
4	ERIKSSON Sandra	FIN	4 JUN 1989	8	9:50.00 Q
5	SCHLUMPF Fabienne	SUI	17 NOV 1990	2	9:51.45 Q
6	MIŠMAŠ Maruša	SLO	24 OCT 1994	3	9:51.51 q
7	DANEKOVA Silvia	BUL	7 FEB 1983	5	9:51.67 Q
8	MÖLDNER-SCHMIDT Antje	GER	13 JUN 1984	8	9:52.02 Q
9	FOUGBERG Charlotta	SWE	19 JUN 1985	7	9:52.04 Q
10	JELIZAROVA Polina	LAT	1 MAY 1989	3	9:52.58 Q SB
11	MARTÍN Diana	ESP	1 APR 1981	6	9:52.63 Q
12	KOWALSKA Katarzyna	POL	7 APR 1985	11	9:52.66 q
13	LEHTINEN Johanna	FIN	21 FEB 1979	9	9:53.86 q
14	KAYA Özlem	TUR	20 APR 1990	10	9:56.49 q
15	CASANDRA Cristina	ROU	21 OCT 1977	7	10:00.48 q
16	PATJUK Jekaterina	EST	6 APR 1983	11	10:03.60
17	ROFFINO Valeria	ITA	9 APR 1990	1	10:07.58
18	SUSSMANN Jana	GER	12 OCT 1990	10	10:07.99
19	SOKOLENKO Yekaterina	RUS	13 SEP 1992	4	10:08.76
20	LEUTERT Astrid	SUI	12 SEP 1987	2	10:15.29
21	LØVNES Ingeborg	NOR	5 SEP 1992	6	10:18.11
	URBINA Teresa	ESP	20 MAR 1985	5	DNF

Intermediate times:

3000m Steeplechase Women

Round 1 Heat 1/2

15 AUG 2014 / 11:00

Rank	Name	Nat	Date of Birth	Order	Result
1	KUDZELICH Sviatlana	BLR	7 MAY 1987	1	9:46.89 Q
2	VLASOVA Natalya	RUS	19 JUL 1988	9	9:47.31 Q
3	KRAUSE Gesa-Felicitas	GER	3 AUG 1992	4	9:47.36 Q
4	ERIKSSON Sandra	FIN	4 JUN 1989	8	9:50.00 Q
5	SCHLUMPF Fabienne	SUI	17 NOV 1990	2	9:51.45 Q
6	MIŠMAŠ Maruša	SLO	24 OCT 1994	3	9:51.51 q
7	KAYA Özlem	TUR	20 APR 1990	10	9:56.49 q
8	CASANDRA Cristina	ROU	21 OCT 1977	7	10:00.48 q
9	PATJUK Jekaterina	EST	6 APR 1983	11	10:03.60
10	LØVNES Ingeborg	NOR	5 SEP 1992	6	10:18.11
	URBINA Teresa	ESP	20 MAR 1985	5	DNF

Intermediate times:

1000m 3:13.73 ERIKSSON Sandra (FIN)
2000m 6:35.53 VLASOVA Natalya (RUS)

Results

3000m Steeplechase Women
Round 1 Heat 2/2

15 AUG 2014 / 11:20

Rank	Name	Nat	Date of Birth	Order	Result	
1	DANEKOVA Silvia	BUL	7 FEB 1983	5	9:51.67	Q
2	MÖLDNER-SCHMIDT Antje	GER	13 JUN 1984	8	9:52.02	Q
3	FOUGBERG Charlotta	SWE	19 JUN 1985	7	9:52.04	Q
4	JELIZAROVA Polina	LAT	1 MAY 1989	3	9:52.58	Q SB
5	MARTÍN Diana	ESP	1 APR 1981	6	9:52.63	Q
6	KOWALSKA Katarzyna	POL	7 APR 1985	11	9:52.66	q
7	LEHTINEN Johanna	FIN	21 FEB 1979	9	9:53.86	q
8	ROFFINO Valeria	ITA	9 APR 1990	1	10:07.58	
9	SUSSMANN Jana	GER	12 OCT 1990	10	10:07.99	
10	SOKOLENKO Yekaterina	RUS	13 SEP 1992	4	10:08.76	
11	LEUTERT Astrid	SUI	12 SEP 1987	2	10:15.29	

Intermediate times: 1000m 3:19.50 MÖLDNER-SCHMIDT Antje (GER)
2000m 6:38.09 JELIZAROVA Polina (LAT)

Qualified: First 5 in each heat (Q) and 5 best performers (q) advance to the Final

3000m Steeplechase Women
Final

17 AUG 2014 / 16:08

Rank	Name	Nat	Date of Birth	Order	Result	
1	MÖLDNER-SCHMIDT Antje	GER	13 JUN 1984	12	9:29.43	SB
2	FOUGBERG Charlotta	SWE	19 JUN 1985	11	9:30.16	
3	MARTÍN Diana	ESP	1 APR 1981	2	9:30.70	PB
4	KUDZELICH Sviatlana	BLR	7 MAY 1987	15	9:30.99	PB
5	KRAUSE Gesa-Felicitas	GER	3 AUG 1992	8	9:35.46	SB
6	VLASOVA Natalya	RUS	19 JUL 1988	7	9:36.99	
7	KOWALSKA Katarzyna	POL	7 APR 1985	3	9:43.09	
8	DANEKOVA Silvia	BUL	7 FEB 1983	13	9:44.81	
9	ERIKSSON Sandra	FIN	4 JUN 1989	4	9:47.95	
10	MIŠMAŠ Maruša	SLO	24 OCT 1994	10	9:54.75	
11	LEHTINEN Johanna	FIN	21 FEB 1979	9	9:54.90	
12	CASANDRA Cristina	ROU	21 OCT 1977	1	9:55.42	
13	SCHLUMPF Fabienne	SUI	17 NOV 1990	6	9:55.92	
14	KAYA Özlem	TUR	20 APR 1990	14	10:06.68	
	JELIZAROVA Polina	LAT	1 MAY 1989	5	DNF	

Intermediate times: 1000m 3:09.85 KUDZELICH Sviatlana (BLR)
2000m 6:24.33 MÖLDNER-SCHMIDT Antje (GER)

Results

100m Hurdles Women
Round 1

12 AUG 2014 / 13:30

Rank	Name	Nat	Date of Birth	Lane	Result
1	PORTER Tiffany	GBR	13 NOV 1987	8	12.69 Q
2	BILLAUD Cindy	FRA	11 MAR 1986	5	12.75 Q
3	HILDEBRAND Nadine	GER	20 SEP 1987	6	12.78 Q
4	BAKKER Sharona	NED	12 APR 1990	5	12.85 Q PB
5	ZAGRÉ Anne	BEL	13 MAR 1990	7	12.86 Q
6	ROLEDER Cindy	GER	21 AUG 1989	1	12.91 Q
7	ZBÁREN Noemi	SUI	12 MAR 1994	3	12.95 Q
8	KONDAKOVA Yuliya	RUS	4 DEC 1981	1	12.97 Q
9	CARAVELLI Marzia	ITA	23 OCT 1981	6	12.98 Q SB
10	HODDE Rosina	NED	10 FEB 1983	5	12.99 q
11	BERINGS Eline	BEL	28 MAY 1986	6	13.00 Q
12	URECH Lisa	SUI	27 JUL 1989	3	13.05 q
13	TOPYLINA Svetlana	RUS	6 JAN 1985	2	13.06 q
14	KOLECZEK Karolina	POL	15 JAN 1993	3	13.12 q
14	TOMIC Marina	SLO	30 APR 1983	4	13.12 q
14	VISSER Nadine	NED	9 FEB 1995	5	13.12
17	NEZIRI Nooralotta	FIN	9 NOV 1992	7	13.17
17	PEDERSEN Isabelle	NOR	27 JAN 1992	1	13.17
17	TALAY Alina	BLR	14 MAY 1989	8	13.17 Q
20	HOFMANN Franziska	GER	27 MAR 1994	7	13.21 Q
21	JEREZ Caridad	ESP	23 JAN 1991	6	13.23
22	GALITSKAYA Yekaterina	RUS	24 FEB 1987	3	13.24
23	LONCAREK Ivana	CRO	8 APR 1991	4	13.25
24	AIDANPÄÄ Ida	FIN	25 NOV 1988	7	13.26
25	PESIRÍDOU Elisávet	GRE	12 FEB 1992	4	13.27 PB
26	ŠKROBÁKOVÁ Lucie	CZE	4 JAN 1982	4	13.29
27	SCHROTT Beate	AUT	15 APR 1988	2	13.31
28	TAMOŠAITYTE Sonata	LTU	26 JUN 1987	8	13.34
29	LAVIN Sarah	IRL	28 MAY 1994	8	13.35
30	BOGDANOFF Matilda	FIN	8 OCT 1990	2	13.39
	KOUDELOVÁ Lucie	CZE	6 JUL 1994	2	DNF

100m Hurdles Women
Round 1 Heat 1/4

12 AUG 2014 / 13:30

Wind: -1.5 m/s

Rank	Name	Nat	Date of Birth	Lane	Reaction time	Result
1	BILLAUD Cindy	FRA	11 MAR 1986	5	0.139	12.75 Q
2	TALAY Alina	BLR	14 MAY 1989	8	0.160	13.17 Q
3	HOFMANN Franziska	GER	27 MAR 1994	7	0.137	13.21 Q
4	JEREZ Caridad	ESP	23 JAN 1991	6	0.134	13.23
5	GALITSKAYA Yekaterina	RUS	24 FEB 1987	3	0.143	13.24
6	ŠKROBÁKOVÁ Lucie	CZE	4 JAN 1982	4	0.153	13.29
7	BOGDANOFF Matilda	FIN	8 OCT 1990	2	0.144	13.39

Results

100m Hurdles Women

Round 1 Heat 2/4

12 AUG 2014 / 13:38

Wind: -1.1 m/s

Rank	Name	Nat	Date of Birth	Lane	Reaction time	Result
1	ZAGRÉ Anne	BEL	13 MAR 1990	7	0.167	12.86 Q
2	ROLEDER Cindy	GER	21 AUG 1989	1	0.138	12.91 Q
3	CARAVELLI Marzia	ITA	23 OCT 1981	6	0.160	12.98 Q SB
4	HODDE Rosina	NED	10 FEB 1983	5	0.148	12.99 q
5	TOPYLINA Svetlana	RUS	6 JAN 1985	2	0.149	13.06 q
6	KOLECZEK Karolina	POL	15 JAN 1993	3	0.154	13.12 q
7	LONCAREK Ivana	CRO	8 APR 1991	4	0.149	13.25
8	LAVIN Sarah	IRL	28 MAY 1994	8	0.168	13.35

100m Hurdles Women

Round 1 Heat 3/4

12 AUG 2014 / 13:46

Wind: 0.0 m/s

Rank	Name	Nat	Date of Birth	Lane	Reaction time	Result
1	HILDEBRAND Nadine	GER	20 SEP 1987	6	0.173	12.78 Q
2	BAKKER Sharona	NED	12 APR 1990	5	0.127	12.85 Q PB
3	KONDAKOVA Yuliya	RUS	4 DEC 1981	1	0.164	12.97 Q
4	URECH Lisa	SUI	27 JUL 1989	3	0.156	13.05 q
5	TOMIC Marina	SLO	30 APR 1983	4	0.141	13.12 q
6	AIDANPÄÄ Ida	FIN	25 NOV 1988	7	0.130	13.26
7	TAMOŠAITYTE Sonata	LTU	26 JUN 1987	8	0.185	13.34
	KOUDELOVÁ Lucie	CZE	6 JUL 1994	2	0.146	DNF

100m Hurdles Women

Round 1 Heat 4/4

12 AUG 2014 / 13:54

Wind: -2.0 m/s

Rank	Name	Nat	Date of Birth	Lane	Reaction time	Result
1	PORTER Tiffany	GBR	13 NOV 1987	8	0.155	12.69 Q
2	ZBÄREN Noemi	SUI	12 MAR 1994	3	0.172	12.95 Q
3	BERINGS Eline	BEL	28 MAY 1986	6	0.140	13.00 Q
4	VISSER Nadine	NED	9 FEB 1995	5	0.169	13.12
5	PEDERSEN Isabelle	NOR	27 JAN 1992	1	0.174	13.17
6	NEZIRI Nooralotta	FIN	9 NOV 1992	7	0.126	13.17
7	PESIRÍDOU Elisávet	GRE	12 FEB 1992	4	0.165	13.27 PB
8	SCHROTT Beate	AUT	15 APR 1988	2	0.156	13.31

Qualified: First 3 in each heat (Q) and 4 best performers (q) advance to the Semifinals

Results

100m Hurdles Women
Semifinal

12 AUG 2014 / 20:56

Rank	Name	Nat	Date of Birth	Lane	Result		
1	PORTER Tiffany	GBR	13 NOV 1987	4	12.63	Q	SB
2	BILLAUD Cindy	FRA	11 MAR 1986	7	12.79	Q	
3	ZAGRÉ Anne	BEL	13 MAR 1990	5	12.83	Q	=SB
4	ROLEDER Cindy	GER	21 AUG 1989	4	12.84	Q	
5	HODDE Rosina	NED	10 FEB 1983	3	12.91	Q	PB
6	HILDEBRAND Nadine	GER	20 SEP 1987	6	12.92	q	
7	TALAY Alina	BLR	14 MAY 1989	7	12.94	Q	SB
8	BERINGS Eline	BEL	28 MAY 1986	8	12.95	q	
9	ZBÁREN Noemi	SUI	12 MAR 1994	5	13.01		
10	BAKKER Sharona	NED	12 APR 1990	6	13.02		
11	CARAVELLI Marzia	ITA	23 OCT 1981	9	13.06		
12	URECH Lisa	SUI	27 JUL 1989	3	13.10		
13	KONDAKOVA Yuliya	RUS	4 DEC 1981	9	13.11		
14	HOFMANN Franziska	GER	27 MAR 1994	8	13.14		
15	KOLECZEK Karolina	POL	15 JAN 1993	2	13.20		
16	TOPYLINA Svetlana	RUS	6 JAN 1985	2	13.27		
17	TOMIC Marina	SLO	30 APR 1983	1	13.32		

100m Hurdles Women
Semifinal 1/2

12 AUG 2014 / 20:56

Wind: -0.8 m/s

Rank	Name	Nat	Date of Birth	Lane	Reaction time	Result	
1	BILLAUD Cindy	FRA	11 MAR 1986	7	0.135	12.79	Q
2	ROLEDER Cindy	GER	21 AUG 1989	4	0.117	12.84	Q
3	HODDE Rosina	NED	10 FEB 1983	3	0.137	12.91	Q
4	HILDEBRAND Nadine	GER	20 SEP 1987	6	0.149	12.92	q
5	BERINGS Eline	BEL	28 MAY 1986	8	0.131	12.95	q
6	ZBÁREN Noemi	SUI	12 MAR 1994	5	0.183	13.01	
7	CARAVELLI Marzia	ITA	23 OCT 1981	9	0.150	13.06	
8	TOPYLINA Svetlana	RUS	6 JAN 1985	2	0.157	13.27	
9	TOMIC Marina	SLO	30 APR 1983	1	0.139	13.32	

100m Hurdles Women
Semifinal 2/2

12 AUG 2014 / 21:03

Wind: -0.1 m/s

Rank	Name	Nat	Date of Birth	Lane	Reaction time	Result	
1	PORTER Tiffany	GBR	13 NOV 1987	4	0.169	12.63	Q
2	ZAGRÉ Anne	BEL	13 MAR 1990	5	0.168	12.83	Q
3	TALAY Alina	BLR	14 MAY 1989	7	0.150	12.94	Q
4	BAKKER Sharona	NED	12 APR 1990	6	0.141	13.02	
5	URECH Lisa	SUI	27 JUL 1989	3	0.138	13.10	
6	KONDAKOVA Yuliya	RUS	4 DEC 1981	9	0.158	13.11	
7	HOFMANN Franziska	GER	27 MAR 1994	8	0.133	13.14	
8	KOLECZEK Karolina	POL	15 JAN 1993	2	0.139	13.20	

Qualified: First 3 in each heat (Q) and 2 best performers (q) advance to the Final

Results

100m Hurdles Women
Final

13 AUG 2014 / 21:34

Wind: -0.7 m/s

Rank	Name	Nat	Date of Birth	Lane	Reaction time	Result
1	PORTER Tiffany	GBR	13 NOV 1987	5	0.144	12.76
2	BILLAUD Cindy	FRA	11 MAR 1986	4	0.134	12.79
3	ROLEDER Cindy	GER	21 AUG 1989	6	0.138	12.82
4	ZAGRE Anne	BEL	13 MAR 1990	3	0.154	12.89
5	TALAY Alina	BLR	14 MAY 1989	8	0.125	12.97
6	HILDEBRAND Nadine	GER	20 SEP 1987	2	0.154	13.01
7	HODDE Rosina	NED	10 FEB 1983	7	0.154	13.08
8	BERINGS Eline	BEL	28 MAY 1986	1	0.129	13.24

400m Hurdles Women
Round 1

13 AUG 2014 / 10:55


Rank	Name	Nat	Date of Birth	Lane	Result
1	CHILD Eilidh	GBR	20 FEB 1987	4	55.32 Q
2	TITIMETS Anna	UKR	5 MAR 1989	3	55.77 Q
3	BARBOSA Vera	POR	13 JAN 1989	2	55.85 Q
4	ROSOLOVÁ Denisa	CZE	21 AUG 1986	6	56.13 Q
5	DAUWENS Axelle	BEL	1 DEC 1990	6	56.15 Q
6	KLOPSCH Christiane	GER	21 AUG 1990	7	56.23 Q
7	RUDAKOVA Vera	RUS	20 MAR 1992	8	56.35 Q
8	PEDROSO Yadisleidy	ITA	28 JAN 1987	5	56.75 Q
9	FONTANIVE Petra	SUI	10 OCT 1988	3	56.85 Q
10	TROEST Stina	DEN	17 JAN 1994	6	56.95 q
11	ARRIETA Valentine	SUI	29 APR 1990	2	57.02 q
12	LINKIEWICZ Joanna	POL	2 MAY 1990	2	57.12 Q
13	MCAHON Christine	IRL	6 JUL 1992	5	57.16 Q
14	VELVERE Liga	LAT	10 FEB 1990	7	57.43 q
15	DAVYDOVA Irina	RUS	27 MAY 1988	4	57.51 Q
15	STAIŠUNAITE Egle	LTU	30 SEP 1988	8	57.51 Q
17	SOTOMAYOR Laura	ESP	22 APR 1986	5	57.54
18	SLANÍČKOVÁ Lucie	SVK	8 NOV 1988	4	57.56
19	KOLESNYCHENKO Olena	UKR	3 JUN 1993	7	58.04
20	MOROSANU Angela	ROU	26 JUL 1986	7	58.11
21	SCHÜRMANN Robine	SUI	31 JAN 1989	2	58.16
22	SVORTEVIK Vilde Jakobsen	NOR	18 MAY 1994	3	58.26 SB
23	CLAES Hanne	BEL	4 AUG 1991	3	1:00.20
24	MÄGI Maris	EST	11 AUG 1987	5	1:03.04
	PETERSEN Sara	DEN	9 APR 1987	4	DQ R 162.7
	RYZHYKOVA Hanna	UKR	24 NOV 1989	6	DQ R 168.7a

400m Hurdles Women
Round 1 Heat 1/4

13 AUG 2014 / 10:55

Rank	Name	Nat	Date of Birth	Lane	Reaction time	Result
1	CHILD Eilidh	GBR	20 FEB 1987	4	0.180	55.32 Q
2	DAUWENS Axelle	BEL	1 DEC 1990	6	0.164	56.15 Q
3	RUDAKOVA Vera	RUS	20 MAR 1992	8	0.253	56.35 Q
4	ARRIETA Valentine	SUI	29 APR 1990	2	0.187	57.02 q
5	SOTOMAYOR Laura	ESP	22 APR 1986	5	0.174	57.54
6	MOROSANU Angela	ROU	26 JUL 1986	7	0.179	58.11
7	SVORTEVIK Vilde Jakobsen	NOR	18 MAY 1994	3	0.146	58.26 SB

INTERNET Service: www.european-athletics.org

Timing, Measurement & Data Service by  OMEGA

printed at SUN 17 AUG 2014 18:49

Page 84 of 132

Results

400m Hurdles Women

Round 1 Heat 2/4

13 AUG 2014 / 11:05

Rank	Name	Nat	Date of Birth	Lane	Reaction time	Result
1	BARBOSA Vera	POR	13 JAN 1989	2	0.190	55.85 Q
2	FONTANIVE Petra	SUI	10 OCT 1988	3	0.164	56.85 Q
3	MCMAHON Christine	IRL	6 JUL 1992	5	0.207	57.16 Q
4	VELVERE Liga	LAT	10 FEB 1990	7	0.150	57.43 q
	PETERSEN Sara	DEN	9 APR 1987	4	F1	DQ R 162.7
	RZYHYKOVA Hanna	UKR	24 NOV 1989	6	0.178	DQ R 168.7a

400m Hurdles Women

Round 1 Heat 3/4

13 AUG 2014 / 11:15

Rank	Name	Nat	Date of Birth	Lane	Reaction time	Result
1	ROSOLOVÁ Denisa	CZE	21 AUG 1986	6	0.180	56.13 Q
2	LINKIEWICZ Joanna	POL	2 MAY 1990	2	0.173	57.12 Q
3	DAVYDOVA Irina	RUS	27 MAY 1988	4	0.233	57.51 Q
3	STAISUNAITE Egle	LTU	30 SEP 1988	8	0.162	57.51 Q
5	KOLESNYCHENKO Olena	UKR	3 JUN 1993	7	0.170	58.04
6	CLAES Hanne	BEL	4 AUG 1991	3	0.155	1:00.20
7	MÄGI Maris	EST	11 AUG 1987	5	0.190	1:03.04

400m Hurdles Women

Round 1 Heat 4/4

13 AUG 2014 / 11:25

Rank	Name	Nat	Date of Birth	Lane	Reaction time	Result
1	TITIMETS Anna	UKR	5 MAR 1989	3	0.204	55.77 Q
2	KLOPSCH Christiane	GER	21 AUG 1990	7	0.189	56.23 Q
3	PEDROSO Yadisleidy	ITA	28 JAN 1987	5	0.211	56.75 Q
4	TROEST Stina	DEN	17 JAN 1994	6	0.161	56.95 q
5	SLANICKOVÁ Lucie	SVK	8 NOV 1988	4	0.179	57.56
6	SCHÜRMAN Robine	SUI	31 JAN 1989	2	0.182	58.16

Qualified: First 3 in each heat (Q) and 4 best performers (q) advance to the Semifinals

400m Hurdles Women

Semifinal

14 AUG 2014 / 18:10

Rank	Name	Nat	Date of Birth	Lane	Result
1	CHILD Eilidh	GBR	20 FEB 1987	3	54.71 Q
2	TITIMETS Anna	UKR	5 MAR 1989	5	54.90 Q SB
3	ROSOLOVÁ Denisa	CZE	21 AUG 1986	6	54.96 Q
4	DAUWENS Axelle	BEL	1 DEC 1990	4	55.63 Q PB
5	DAVYDOVA Irina	RUS	27 MAY 1988	7	55.69 Q
6	LINKIEWICZ Joanna	POL	2 MAY 1990	5	55.89 q PB
7	RUDAKOVA Vera	RUS	20 MAR 1992	8	55.98 q
8	PEDROSO Yadisleidy	ITA	28 JAN 1987	8	56.07 Q
9	KLOPSCH Christiane	GER	21 AUG 1990	6	56.28
10	BARBOSA Vera	POR	13 JAN 1989	4	56.33
11	STAISUNAITE Egle	LTU	30 SEP 1988	1	56.39 PB
12	TROEST Stina	DEN	17 JAN 1994	1	56.81
13	VELVERE Liga	LAT	10 FEB 1990	2	56.87 PB
14	ARRIETA Valentine	SUI	29 APR 1990	2	57.00
15	MCMAHON Christine	IRL	6 JUL 1992	7	57.31
16	FONTANIVE Petra	SUI	10 OCT 1988	3	57.53

Results

400m Hurdles Women

Semifinal 1/2

14 AUG 2014 / 18:10

Rank	Name	Nat	Date of Birth	Lane	Reaction time	Result		
1	TITIMETS Anna	UKR	5 MAR 1989	5	0.213	54.90	Q	SB
2	DAVYDOVA Irina	RUS	27 MAY 1988	7	0.236	55.69	Q	
3	PEDROSO Yadisleidy	ITA	28 JAN 1987	8	0.188	56.07	Q	
4	KLOPSCH Christiane	GER	21 AUG 1990	6	0.178	56.28		
5	BARBOSA Vera	POR	13 JAN 1989	4	0.172	56.33		
6	TROEST Stina	DEN	17 JAN 1994	1	0.157	56.81		
7	VELVERE Liga	LAT	10 FEB 1990	2	0.145	56.87		PB
8	FONTANIVE Petra	SUI	10 OCT 1988	3	0.151	57.53		

400m Hurdles Women

Semifinal 2/2

14 AUG 2014 / 18:20

Rank	Name	Nat	Date of Birth	Lane	Reaction time	Result		
1	CHILD Eilidh	GBR	20 FEB 1987	3	0.166	54.71	Q	
2	ROSOLOVÁ Denisa	CZE	21 AUG 1986	6	0.198	54.96	Q	
3	DAUWENS Axelle	BEL	1 DEC 1990	4	0.148	55.63	Q	PB
4	LINKIEWICZ Joanna	POL	2 MAY 1990	5	0.161	55.89	q	PB
5	RUDAKOVA Vera	RUS	20 MAR 1992	8	0.227	55.98	q	
6	STAIUNIJAITE Egle	LTU	30 SEP 1988	1	0.178	56.39		PB
7	ARRIETA Valentine	SUI	29 APR 1990	2	0.172	57.00		
8	MCMAHON Christine	IRL	6 JUL 1992	7	0.205	57.31		

Qualified: First 3 in each heat (Q) and 2 best performers (q) advance to the Final

400m Hurdles Women

Final

16 AUG 2014 / 17:19

Rank	Name	Nat	Date of Birth	Lane	Reaction time	Result		
1	CHILD Eilidh	GBR	20 FEB 1987	3	0.187	54.48		
2	TITIMETS Anna	UKR	5 MAR 1989	6	0.185	54.56		PB
3	DAVYDOVA Irina	RUS	27 MAY 1988	5	0.208	54.60		SB
4	ROSOLOVÁ Denisa	CZE	21 AUG 1986	4	0.154	54.70		
5	PEDROSO Yadisleidy	ITA	28 JAN 1987	7	0.210	55.90		
6	RUDAKOVA Vera	RUS	20 MAR 1992	2	0.228	56.22		
7	DAUWENS Axelle	BEL	1 DEC 1990	8	0.138	56.29		
8	LINKIEWICZ Joanna	POL	2 MAY 1990	1	0.185	56.59		


Results

Marathon Women
Final

16 AUG 2014 / 9:00

Rank	Name	Nat	Date of Birth	Order	Result	
1	DAUNAY Christelle	FRA	5 DEC 1974	44	2:25:14	CR
2	STRANEO Valeria	ITA	5 APR 1976	41	2:25:27	
3	AUGUSTO Jessica	POR	8 NOV 1981	42	2:25:41	
4	NEMEC Lisa Christina	CRO	18 MAY 1984	15	2:28:36	
5	ABEYLEGESSE Elvan	TUR	11 SEP 1982	53	2:29:46	
6	INCERTI Anna	ITA	19 JAN 1980	43	2:29:58	
7	DRAZDAUSKAITE Rasa	LTU	20 MAR 1981	49	2:30:32	
8	DRASKAU-PETERSSON Jessica	DEN	8 SEP 1977	14	2:30:53	PB
9	NEUENSCHWANDER Maja	SUI	13 FEB 1980	36	2:31:08	
10	BRITTON Fionnuala	IRL	24 SEP 1984	48	2:31:46	
11	PUCHKOVA Natalya	RUS	28 JAN 1987	20	2:32:22	
12	EJJAFINI Nadia	ITA	8 NOV 1977	50	2:32:34	
13	DEELSTRA Andrea	NED	6 MAR 1985	29	2:32:39	PB
14	QUAGLIA Emma	ITA	15 AUG 1980	6	2:32:45	SB
15	COSTA Filomena	POR	22 FEB 1985	34	2:32:50	
16	TONIOLO Deborah	ITA	24 APR 1977	11	2:33:02	
17	MAYOROVA Albina	RUS	16 MAY 1977	38	2:33:45	
18	DAMANTSEVICH Maryna	BLR	6 JUN 1985	33	2:33:57	
19	BOONSTRA Miranda	NED	29 AUG 1972	31	2:34:29	SB
20	BARROS Marisa	POR	25 FEB 1980	26	2:34:35	
21	KERGYTE Remalda	LTU	25 AUG 1985	46	2:35:13	PB
22	STOCKHECKE Mona	GER	11 OCT 1983	39	2:35:44	
23	VYGOVSKAYA Gulnara	RUS	6 SEP 1980	40	2:35:56	
24	SPIRIG Nicola	SUI	7 FEB 1982	10	2:37:12	PB
25	VERNYHOR Tetyana	UKR	23 JAN 1983	52	2:38:01	
26	MORCELI BÜHLER Patricia	SUI	11 JUL 1974	3	2:38:41	SB
27	BALCIUNAITE Živilė	LTU	3 APR 1979	51	2:39:53	
28	HEINIG Katharina	GER	22 AUG 1989	5	2:40:11	
29	LUIK Liina	EST	14 OCT 1985	13	2:41:48	
30	JOHANSSON Annelie	SWE	21 DEC 1978	12	2:42:04	PB
31	ESEN Nilay	TUR	3 JAN 1987	47	2:42:05	
32	LUNDÉN Frida	SWE	2 JUL 1984	4	2:42:18	PB
33	STRÄHL Martina	SUI	7 MAY 1987	28	2:42:21	
34	KARLSSON Charlotte	SWE	18 AUG 1984	24	2:42:29	PB
35	LEONTYEVA Nadezhda	RUS	26 JUN 1984	45	2:42:41	
36	MULLIGAN Sarah	IRL	31 JUL 1986	9	2:42:43	
37	BOUMA Stefanie	NED	31 AUG 1982	32	2:42:47	
38	ELIASSON Lena	SWE	22 JUL 1981	16	2:43:12	
39	SPIELMANN-JEITZINER Ursula	SUI	14 MAR 1972	25	2:43:20	
40	CONSOLE Rosaria	ITA	17 DEC 1979	23	2:43:40	
41	SANCHEZ Barbara	IRL	29 MAR 1981	30	2:43:59	
42	LINDHOLM Hanna	SWE	28 NOV 1979	27	2:44:05	PB
43	LUIK Leila	EST	14 OCT 1985	8	2:45:59	
44	DI MARCO Magali	SUI	9 SEP 1971	19	2:46:53	
45	DOGAN Bahar	TUR	2 SEP 1974	22	2:47:11	
46	KOMU Martha	FRA	23 MAR 1983	1	2:47:34	
47	LUIK Lily	EST	14 OCT 1985	17	2:48:49	PB
48	HERBRETEAU-CANTE Corinne	FRA	26 FEB 1976	7	3:02:49	
	AGUILAR Alessandra	ESP	1 JUL 1978	35	DNF	
	MOCKENHAUPT Sabrina	GER	6 DEC 1980	2	DNF	
	PEIXOTO Doroteia	POR	7 OCT 1983	18	DNF	
	TALTS Evelin	EST	18 MAY 1977	37	DNF	
	VAN DER MEIJDEN Ruth	NED	15 AUG 1984	21	DNF	

INTERNET Service: www.european-athletics.org

Timing, Measurement & Data Service by  OMEGA

printed at SUN 17 AUG 2014 18:49

Page 87 of 132

Results

Final (cont.)

Intermediate times:	5 km	17:20	DAUNAY Christelle (FRA)
	10 km	34:30	DAUNAY Christelle (FRA)
	15 km	51:42	STRANEO Valeria (ITA)
	20 km	1:08:50	DAUNAY Christelle (FRA)
	Half	1:12:33	DAUNAY Christelle (FRA)
	25 km	1:26:01	STRANEO Valeria (ITA)
	30 km	1:43:15	DAUNAY Christelle (FRA)
	35 km	2:00:22	STRANEO Valeria (ITA)
	40 km	2:17:41	DAUNAY Christelle (FRA)


High Jump Women
Qualification

15 AUG 2014 / 10:35

Rank	Name	Nat	Date of Birth	Order	Result
1	BEITIA Ruth	ESP	1 APR 1979	6	1.89 q
1	JUNGFLEISCH Marie-Laurence	GER	7 OCT 1990	11	1.89 q
1	PALŠYTE Airine	LTU	13 JUL 1992	1	1.89 q
4	TROST Alessia	ITA	8 MAR 1993	3	1.89 q
5	KUCHINA Mariya	RUS	14 JAN 1993	1	1.89 q
5	LICWINKO Kamila	POL	22 MAR 1986	7	1.89 q
7	GREEN Emma	SWE	8 DEC 1984	3	1.89 q
7	KASPRZYCKA Justyna	POL	20 AUG 1987	5	1.89 q
9	ŠIMIC Ana	CRO	5 MAY 1990	2	1.89 q
10	ANGELSEN Tonje	NOR	17 JAN 1990	10	1.89 q
11	HAAS Eleriin	EST	4 JUL 1992	4	1.85 q
11	OKUNEVA Oksana	UKR	14 MAR 1990	4	1.85 q
11	SHAHAF Ma'Ayan	ISR	9 NOV 1986	11	1.85 q
11	STANCIU Daniela	ROU	15 OCT 1987	7	1.85 q
11	UDRAS Grete	EST	11 MAR 1988	8	1.85 q =SB
16	VENEVA-MATEEVA Venelina	BUL	13 JUN 1974	12	1.85
17	DEMIREVA Mirela	BUL	28 SEP 1989	6	1.85
17	LAKE Morgan	GBR	12 MAY 1997	9	1.85
17	SZABÓ Barbara	HUN	17 FEB 1990	10	1.85
20	HERASHCHENKO Iryna	UKR	10 MAR 1995	9	1.85
21	KOVALENKO Iryna	UKR	17 JUN 1986	5	1.80
22	YÜKSEL Burcu	TUR	3 MAY 1990	8	1.75
	VLAŠIĆ Blanka	CRO	8 NOV 1983	2	DNS

	1.70	1.75	1.80	1.85	1.89
1	BEITIA R	-	o	o	o
1	JUNGFLEISCH M	-	o	o	o
1	PALŠYTE A	-	o	o	o
4	TROST A	-	xo	xo	o
5	KUCHINA M	-	o	o	xo
5	LICWINKO K	-	o	o	xo
7	GREEN E	-	o	o	xxo
7	KASPRZYCKA J	-	o	o	xxo
9	ŠIMIC A	-	o	xo	xxo
10	ANGELSEN T	-	xxo	o	xxo
11	HAAS E	-	o	o	xxx
11	OKUNEVA O	-	o	o	xxx
11	SHAHAF M	o	o	o	xxx
11	STANCIU D	-	o	o	xxx
11	UDRAS G	-	o	o	xxx
16	VENEVA-MATEEVA V	-	o	o	xxx
17	DEMIREVA M	-	o	xo	xxx
17	LAKE M	-	o	xo	xxx
17	SZABÓ B	-	o	xo	xxx
20	HERASHCHENKO I	-	o	xxo	xxx
21	KOVALENKO I	-	o	xxx	
22	YÜKSEL B	o	o	xxx	
	VLAŠIĆ B				

INTERNET Service: www.european-athletics.org

Timing, Measurement & Data Service by  OMEGA

printed at SUN 17 AUG 2014 18:49

Page 88 of 132

Results

High Jump Women
Qualification Group A

15 AUG 2014 / 10:35

Rank	Name	Nat	Date of Birth	Order	Result
1	BEITIA Ruth	ESP	1 APR 1979	6	1.89 q
2	KUCHINA Mariya	RUS	14 JAN 1993	1	1.89 q
2	LICWINKO Kamila	POL	22 MAR 1986	7	1.89 q
4	GREEN Emma	SWE	8 DEC 1984	3	1.89 q
5	ŠIMIC Ana	CRO	5 MAY 1990	2	1.89 q
6	HAAS Eleriin	EST	4 JUL 1992	4	1.85 q
6	SHAHAF Ma'Ayan	ISR	9 NOV 1986	11	1.85 q
8	VENEVA-MATEEVA Venelina	BUL	13 JUN 1974	12	1.85
9	LAKE Morgan	GBR	12 MAY 1997	9	1.85
9	SZABÓ Barbara	HUN	17 FEB 1990	10	1.85
11	KOVALENKO Iryna	UKR	17 JUN 1986	5	1.80
12	YÜKSEL Burcu	TUR	3 MAY 1990	8	1.75

	1.70	1.75	1.80	1.85	1.89
1	BEITIA R	-	-	o	o
2	KUCHINA M	-	-	o	xo
2	LICWINKO K	-	-	o	xo
4	GREEN E	-	-	o	xxo
5	ŠIMIC A	-	-	o	xxo
6	HAAS E	-	o	o	xxx
6	SHAHAF M	o	o	o	xxx
8	VENEVA-MATEEVA V	-	o	xo	o
9	LAKE M	-	o	o	xxx
9	SZABÓ B	-	o	o	xxx
11	KOVALENKO I	-	o	o	xxx
12	YÜKSEL B	o	o	xxx	

High Jump Women
Qualification Group B


15 AUG 2014 / 10:35

Rank	Name	Nat	Date of Birth	Order	Result
1	JUNGFLEISCH Marie-Laurence	GER	7 OCT 1990	11	1.89 q
1	PALŠYTE Airine	LTU	13 JUL 1992	1	1.89 q
3	TROST Alessia	ITA	8 MAR 1993	3	1.89 q
4	KASPRZYCKA Justyna	POL	20 AUG 1987	5	1.89 q
5	ANGELSEN Tonje	NOR	17 JAN 1990	10	1.89 q
6	OKUNEVA Oksana	UKR	14 MAR 1990	4	1.85 q
6	STANCIU Daniela	ROU	15 OCT 1987	7	1.85 q
6	UDRAS Grete	EST	11 MAR 1988	8	1.85 q =SB
9	DEMIREVA Mirela	BUL	28 SEP 1989	6	1.85
10	HERASHCHENKO Iryna	UKR	10 MAR 1995	9	1.85
	VLAŠIĆ Blanka	CRO	8 NOV 1983	2	DNS

	1.70	1.75	1.80	1.85	1.89
1	JUNGFLEISCH M	-	o	o	o
1	PALŠYTE A	-	o	o	o
3	TROST A	-	o	xo	o
4	KASPRZYCKA J	-	o	o	xxo
5	ANGELSEN T	-	xxo	o	xxo
6	OKUNEVA O	-	o	o	xxx
6	STANCIU D	-	o	o	xxx
6	UDRAS G	-	o	o	xxx
9	DEMIREVA M	-	o	o	xxx
10	HERASHCHENKO I	-	o	o	xxx
	VLAŠIĆ B	-		xxo	xxx

Qualified: qualifying perf. 1.94 (Q) or 12 best performers (q) to the advance to the Final

INTERNET Service: www.european-athletics.org

Timing, Measurement & Data Service by  OMEGA

printed at SUN 17 AUG 2014 18:49

Page 89 of 132

Results

High Jump Women
Final

17 AUG 2014 / 15:16

Rank	Name	Nat	Date of Birth	Order	Result	
1	BEITIA Ruth	ESP	1 APR 1979	3	2.01	=WL,=EL
2	KUCHINA Mariya	RUS	14 JAN 1993	2	1.99	
3	ŠIMIC Ana	CRO	5 MAY 1990	6	1.99	PB
4	KASPRZYCKA Justyna	POL	20 AUG 1987	15	1.99	=PB
5	JUNGFLEISCH Marie-Laurence	GER	7 OCT 1990	1	1.97	PB
6	OKUNEVA Oksana	UKR	14 MAR 1990	14	1.94	
7	HAAS Eleriin	EST	4 JUL 1992	5	1.94	NUR
8	STANCIU Daniela	ROU	15 OCT 1987	13	1.94	PB
9	ANGELSEN Tonje	NOR	17 JAN 1990	11	1.90	
9	GREEN Emma	SWE	8 DEC 1984	9	1.90	
9	LICWINKO Kamila	POL	22 MAR 1986	10	1.90	
9	TROST Alessia	ITA	8 MAR 1993	12	1.90	=SB
13	PALŠYTE Airine	LTU	13 JUL 1992	4	1.90	
14	SHAHAF Ma'Ayan	ISR	9 NOV 1986	7	1.85	
14	UDRAS Grete	EST	11 MAR 1988	8	1.85	=SB

		1.85	1.90	1.94	1.97	1.99	2.01	2.03
1	BEITIA R	o	xo	o	o	xo	o	xxx
2	KUCHINA M	o	o	o	o	o	xxx	
3	ŠIMIC A	o	o	o	xo	o	xxx	
4	KASPRZYCKA J	xo	o	o	xo	o	xxx	
5	JUNGFLEISCH M	o	o	xo	o	xxx		
6	OKUNEVA O	o	o	o	xxx			
7	HAAS E	o	o	xo	xxx			
8	STANCIU D	o	o	xxo	xxx			
9	ANGELSEN T	o	o	xxx				
9	GREEN E	o	o	xxx				
9	LICWINKO K	o	o	xxx				
9	TROST A	o	o	xxx				
13	PALŠYTE A	xo	o	xx-	x			
14	SHAHAF M	o	xxx					
14	UDRAS G	o	xxx					

Results


Pole Vault Women
Qualification

12 AUG 2014 / 10:30

Rank	Name	Nat	Date of Birth	Order	Result
1	HINGST Carolin	GER	18 SEP 1980	10	4.45 q
1	SVOBODOVA Jirina	CZE	20 MAY 1986	2	4.45 q
3	NIKKANEN Minna	FIN	9 APR 1988	11	4.45 q
3	ZHUK-KRASNOVA Angelina	RUS	7 FEB 1991	3	4.45 q
5	BENGTTSSON Angelica	SWE	8 JUL 1993	14	4.45 q
6	RYZIH Lisa	GER	27 SEP 1988	10	4.45 q
6	STEFANÍDI Ekateríni	GRE	4 FEB 1990	6	4.45 q
8	GRÜNBERG Kira	AUT	13 AUG 1993	4	4.45 q NR
8	SIDOROVA Anzhelika	RUS	28 JUN 1991	5	4.45 q
10	LUTKOVSKAYA Alayna	RUS	15 MAR 1996	12	4.45 q
10	ŠUTEJ Tina	SLO	7 NOV 1988	14	4.45 q
12	LOTOU Marion	FRA	19 NOV 1989	8	4.45 q
13	KIRIAKOPOÚLOU Nikolía	GRE	21 MAR 1986	7	4.45 q
14	FIACK Marion	FRA	13 OCT 1992	5	4.35
15	SCHMID Anna Katharina	SUI	2 DEC 1989	13	4.35 SB
16	AGIRRE Naroa	ESP	15 MAY 1979	7	4.35
17	BAUER Katharina	GER	12 JUN 1990	1	4.25
17	BOSLAK Vanessa	FRA	11 JUN 1982	13	4.25
17	BÜCHLER Nicole	SUI	17 DEC 1983	12	4.25
17	MALÁCOVÁ Romana	CZE	15 MAY 1987	8	4.25
17	MALAVISI Sonia	ITA	31 OCT 1994	3	4.25
22	BRUNI Roberta	ITA	8 MAR 1994	15	4.25
23	HOLM Caroline Bonde	DEN	19 JUL 1990	9	4.25
24	ONOFRE Marta	POR	28 JAN 1991	2	4.15
25	PEREIRA Catia	POR	1 JAN 1989	4	4.00
25	TAVARES Maria Leonor	POR	24 SEP 1985	1	4.00
27	HAARKLAU Katrine	NOR	21 FEB 1991	6	4.00
	SHELEKH Ganna	UKR	14 JUL 1993	9	NM
	ŠILHANOVÁ Rebeka	CZE	22 MAR 1995	11	NM

	4.00	4.15	4.25	4.35	4.45
1	HINGST C	-	o	o	o
1	SVOBODOVA J	-	-	o	o
3	NIKKANEN M	-	o	xo	o
3	ZHUK-KRASNOVA A	-	-	xo	o
5	BENGTTSSON A	-	o	xo	o
6	RYZIH L	-	-	o	xo
6	STEFANÍDI E	-	-	o	xo
8	GRÜNBERG K	-	o	o	xo
8	SIDOROVA A	-	-	xo	xo
10	LUTKOVSKAYA A	-	-	xxo	xo
10	ŠUTEJ T	-	o	xo	xo
12	LOTOU M	-	xxo	xo	xo
13	KIRIAKOPOÚLOU N	-	-	o	xxo
14	FIACK M	o	o	xo	xxx
15	SCHMID A	-	xo	o	xxx
16	AGIRRE N	o	o	xo	xxx
17	BAUER K	-	-	xxx	
17	BOSLAK V	-	-	o	xxx
17	BÜCHLER N	-	-	o	xxx
17	MALÁCOVÁ R	-	o	o	xxx
17	MALAVISI S	-	o	o	xxx
22	BRUNI R	-	xo	o	xxx
23	HOLM C	-	xo	xxo	xxx
24	ONOFRE M	xo	o	xxx	
25	PEREIRA C	xo	xxx		
25	TAVARES M	xo	xxx		
27	HAARKLAU K	xxo	xxx		
	SHELEH H	-	r		
	ŠILHANOVÁ R	xxx			

INTERNET Service: www.european-athletics.org

Timing, Measurement & Data Service by  OMEGA

printed at SUN 17 AUG 2014 18:49

Page 91 of 132

Results

Pole Vault Women
Qualification Group A

12 AUG 2014 / 10:30

Rank	Name	Nat	Date of Birth	Order	Result
1	HINGST Carolin	GER	18 SEP 1980	10	4.45 q
1	SVOBODOVA Jirina	CZE	20 MAY 1986	2	4.45 q
3	BENGTSSON Angelica	SWE	8 JUL 1993	14	4.45 q
4	STEFANÍDI Ekateríni	GRE	4 FEB 1990	6	4.45 q
5	SIDOROVA Anzhelika	RUS	28 JUN 1991	5	4.45 q
6	LOTOUT Marion	FRA	19 NOV 1989	8	4.45 q
7	AGIRRE Naroa	ESP	15 MAY 1979	7	4.35
8	BOSLAK Vanessa	FRA	11 JUN 1982	13	4.25
8	BÜCHLER Nicole	SUI	17 DEC 1983	12	4.25
8	MALAVISI Sonia	ITA	31 OCT 1994	3	4.25
11	PEREIRA Catia	POR	1 JAN 1989	4	4.00
11	TAVARES Maria Leonor	POR	24 SEP 1985	1	4.00
	SHELEKH Ganna	UKR	14 JUL 1993	9	NM
	ŠILHANOVÁ Rebeka	CZE	22 MAR 1995	11	NM

	4.00	4.15	4.25	4.35	4.45
1 HINGST C	-	o	o	o	o
1 SVOBODOVA J	-	-	-	-	o
3 BENGTSSON A	-	o	xo	xo	o
4 STEFANIDI E	-	-	-	o	xo
5 SIDOROVA A	-	-	-	xo	xo
6 LOTOUT M	-	xxo	xo	xo	xo
7 AGIRRE N	o	o	xo	xxo	xxx
8 BOSLAK V	-	-	o	xxx	-
8 BÜCHLER N	-	-	o	xxx	-
8 MALAVISI S	-	o	o	xxx	-
11 PEREIRA C	xo	xxx	-	-	-
11 TAVARES M	xo	xxx	-	-	-
SHELEKH H	-	-	r	-	-
ŠILHANOVÁ R	xxx	-	-	-	-

Pole Vault Women
Qualification Group B

12 AUG 2014 / 10:30

Rank	Name	Nat	Date of Birth	Order	Result
1	NIKKANEN Minna	FIN	9 APR 1988	11	4.45 q
1	ZHUK-KRASNOVA Angelina	RUS	7 FEB 1991	3	4.45 q
3	RYZIH Lisa	GER	27 SEP 1988	10	4.45 q
4	GRÜNBERG Kira	AUT	13 AUG 1993	4	4.45 q NR
5	LUTKOVSKAYA Alayna	RUS	15 MAR 1996	12	4.45 q
5	ŠUTEJ Tina	SLO	7 NOV 1988	14	4.45 q
7	KIRIAKOPOULOU Nikoía	GRE	21 MAR 1986	7	4.45 q
8	FIACK Marion	FRA	13 OCT 1992	5	4.35
9	SCHMID Anna Katharina	SUI	2 DEC 1989	13	4.35 SB
10	BAUER Katharina	GER	12 JUN 1990	1	4.25
10	MALÁCOVÁ Romana	CZE	15 MAY 1987	8	4.25
12	BRUNI Roberta	ITA	8 MAR 1994	15	4.25
13	HOLM Caroline Bonde	DEN	19 JUL 1990	9	4.25
14	ONOFRE Marta	POR	28 JAN 1991	2	4.15
15	HAARKLAU Katrine	NOR	21 FEB 1991	6	4.00

Results

Qualification Group B (cont.)

Qualification Group B	4.00	4.15	4.25	4.35	4.45	
1	NIKKANEN M	-	o	o	xo	o
1	ZHUK-KRASNOVA A	-	-	-	xo	o
3	RYZIH L	-	-	-	o	xo
4	GRÜNBERG K	-	o	o	xo	xo
5	LUTKOVSKAYA A	-	-	o	xxo	xo
5	ŠUTEJ T	-	o	xo	xo	xo
7	KIRIAKOPOÚLOU N	-	-	-	o	xxo
8	FIACK M	o	o	o	xo	xxx
9	SCHMID A	-	xo	o	xo	xxx
10	BAUER K	-	-	o	xxx	
10	MALÁCOVÁ R	-	o	o	xxx	
12	BRUNI R	-	xo	o	xxx	
13	HOLM C	-	xo	xxo	xxx	
14	ONOFRE M	xo	o	xxx		
15	HAARKLAU K	xxo	xxx			

Qualified: qualifying perf. 4.50 (Q) or 12 best performers (q) to the advance to the Final

Pole Vault Women

Final

14 AUG 2014 / 19:19

Rank	Name	Nat	Date of Birth	Order	Result
1	SIDOROVA Anzhelika	RUS	28 JUN 1991	13	4.65
2	STEFANIDI Ekaterini	GRE	4 FEB 1990	4	4.60
3	ZHUK-KRASNOVA Angelina	RUS	7 FEB 1991	9	4.60
4	RYZIH Lisa	GER	27 SEP 1988	3	4.60
5	BENGTSSON Angelica	SWE	8 JUL 1993	6	4.45
6	SVOBODOVA Jirina	CZE	20 MAY 1986	7	4.45
7	KIRIAKOPOÚLOU Nikolia	GRE	21 MAR 1986	8	4.35
7	LUTKOVSKAYA Alayna	RUS	15 MAR 1996	5	4.35
7	NIKKANEN Minna	FIN	9 APR 1988	2	4.35
10	HINGST Carolin	GER	18 SEP 1980	10	4.35
10	ŠUTEJ Tina	SLO	7 NOV 1988	1	4.35
	GRÜNBERG Kira	AUT	13 AUG 1993	11	NM
	LOTOUT Marion	FRA	19 NOV 1989	12	NM

	4.35	4.45	4.55	4.60	4.65	4.70	
1	SIDOROVA A	xo	o	o	-	xxo	r
2	STEFANIDI E	-	o	xo	xo	xxx	
3	ZHUK-KRASNOVA A	-	xo	o	xxo	xxx	
4	RYZIH L	-	xxo	xo	xxo	xxx	
5	BENGTSSON A	xxo	o	xxx			
6	SVOBODOVA J	xo	xxo	xxx			
7	KIRIAKOPOÚLOU N	o	xxx				
7	LUTKOVSKAYA A	o	-	xxx			
7	NIKKANEN M	o	xxx				
10	HINGST C	xxo	xxx				
10	ŠUTEJ T	xxo	xxx				
	GRÜNBERG K	xxx					
	LOTOUT M	xxx					

Results


Long Jump Women
Qualification

12 AUG 2014 / 20:07

Rank	Name	Nat	Date of Birth	Order	Result
1	LESUEUR Éloyse	FRA	15 JUL 1988	1	6.72 Q
2	MIHAMBO Malaika	GER	3 FEB 1994	10	6.70 Q
3	KLISHINA Darya	RUS	15 JAN 1991	6	6.66 Q
3	ŠPANOVIC Ivana	SRB	10 MAY 1990	1	6.66 Q
5	ROTARU Alina	ROU	5 JUN 1993	11	6.65 Q
6	GRABUSTE Aiga	LAT	24 MAR 1988	3	6.65 Q
7	BAUSCHKE Melanie	GER	14 JUL 1988	5	6.56 q
8	KLYASHTORNAYA Anna	RUS	3 FEB 1986	4	6.53 q
9	SUDAREVA Volha	BLR	22 FEB 1984	9	6.53 q
10	JARDER Erica	SWE	2 APR 1986	14	6.52 q
11	MOGUENARA Sosthene Taroum	GER	17 OCT 1989	2	6.50 q
12	DJORDJEVIC Nina	SLO	15 MAY 1988	13	6.44 q
13	PUSTERLA Irène	SUI	21 JUN 1988	8	6.39
14	JOVER María Del Mar	ESP	21 APR 1988	5	6.36
15	TVERDOHLIB Marharyta	UKR	2 JUN 1991	14	6.31
16	SIGURDARDÓTTIR Hafdís	ISL	12 FEB 1987	6	6.27
17	VELDÁKOVÁ Jana	SVK	3 JUN 1981	9	6.24
18	DEIAC Cornelia	ROU	20 MAR 1988	11	6.23
19	ZUBKOVSKA Oksana	UKR	15 JUL 1981	3	6.22
20	VICENZINO Tania	ITA	1 APR 1986	12	6.22
21	ITOYA Juliet	ESP	17 AUG 1986	12	6.20
22	CAMILLERI Rebecca	MLT	6 JUL 1985	8	6.17
23	GRIVA Lauma	LAT	27 OCT 1984	10	6.14
24	PANAGI Nektaria	CYP	20 MAR 1990	4	6.12
25	KOLOKITHÁ Efthimia	GRE	9 JUL 1987	7	6.00
26	SCHMELCZ Fanni	HUN	19 APR 1992	7	5.90
27	GOGOLADZE Maiko	GEO	9 SEP 1991	2	5.73
	GRIVA Mara	LAT	4 AUG 1989	13	NM

	1	2	3
1	LESUEUR É	x (-0.1)	6.72 (-0.6)
2	MIHAMBO M	6.36 (+0.3)	6.29 (-0.5)
3	KLISHINA D	6.66 (-0.8)	6.70 (-0.2)
3	ŠPANOVIC I	6.66 (+0.2)	
5	ROTARU A	6.54 (+0.5)	6.49 (+0.4)
6	GRABUSTE A	6.51 (+0.7)	6.46 (-0.1)
7	BAUSCHKE M	6.53 (0.0)	6.47 (-0.5)
8	KLYASHTORNAYA A	6.53 (+0.2)	6.41 (-0.4)
9	SUDAREVA V	6.53 (-0.2)	6.36 (-0.8)
10	JARDER E	6.46 (+0.4)	6.52 (+0.5)
11	MOGUENARA S	6.36 (+1.0)	6.39 (-0.8)
12	DJORDJEVIC N	6.11 (0.0)	6.44 (+0.1)
13	PUSTERLA I	x (-1.1)	6.39 (0.0)
14	JOVER M	6.36 (-0.1)	x (-0.4)
15	TVERDOHLIB M	6.31 (+0.2)	6.13 (-0.6)
16	SIGURDARDÓTTIR H	5.84 (-0.3)	5.89 (-0.2)
17	VELDÁKOVÁ J	6.24 (-1.1)	6.21 (-0.2)
18	DEIAC C	5.98 (-0.3)	6.23 (0.0)
19	ZUBKOVSKA O	6.19 (+0.4)	x (-0.2)
20	VICENZINO T	6.17 (-0.6)	x (+0.2)
21	ITOYA J	6.20 (-0.6)	6.12 (0.0)
22	CAMILLERI R	6.10 (-0.6)	6.17 (-0.6)
23	GRIVA L	6.14 (+0.5)	x (+0.2)
24	PANAGI N	5.99 (+0.2)	5.98 (+0.3)
25	KOLOKITHÁ E	x (-0.5)	5.93 (-0.3)
26	SCHMELCZ F	5.80 (-0.9)	x (-0.1)
27	GOGOLADZE M	x (+0.8)	5.50 (+0.6)
	GRIVA M	x (-0.5)	r

INTERNET Service: www.european-athletics.org

Timing, Measurement & Data Service by  OMEGA

printed at SUN 17 AUG 2014 18:49

Page 94 of 132

Results

Long Jump Women
Qualification Group A

12 AUG 2014 / 20:07

Rank	Name	Nat	Date of Birth	Order	Result
1	MIHAMBO Malaika	GER	3 FEB 1994	10	6.70 Q
2	ŠPANOVIC Ivana	SRB	10 MAY 1990	1	6.66 Q
3	ROTARU Alina	ROU	5 JUN 1993	11	6.65 Q
4	BAUSCHKE Melanie	GER	14 JUL 1988	5	6.56 q
5	KLYASHTORNAYA Anna	RUS	3 FEB 1986	4	6.53 q
6	JARDER Erica	SWE	2 APR 1986	14	6.52 q
7	PUSTERLA Irène	SUI	21 JUN 1988	8	6.39
8	SIGURDARDÓTTIR Hafþís	ISL	12 FEB 1987	6	6.27
9	VELDÁKOVÁ Jana	SVK	3 JUN 1981	9	6.24
10	ZUBKOVSKA Oksana	UKR	15 JUL 1981	3	6.22
11	ITOYA Juliet	ESP	17 AUG 1986	12	6.20
12	SCHMELCZ Fanni	HUN	19 APR 1992	7	5.90
13	GOGOLADZE Maiko	GEO	9 SEP 1991	2	5.73
	GRIVA Mara	LAT	4 AUG 1989	13	NM

		1		2		3	
1	MIHAMBO M	6.36	(+0.3)	6.29	(-0.5)	6.70	(-0.2)
2	ŠPANOVIC I	6.66	(+0.2)				
3	ROTARU A	6.54	(+0.5)	6.49	(+0.4)	6.65	(-0.2)
4	BAUSCHKE M	6.53	(0.0)	6.47	(-0.5)	6.56	(+0.1)
5	KLYASHTORNAYA A	6.53	(+0.2)	6.41	(-0.4)	x	(-0.6)
6	JARDER E	6.46	(+0.4)	6.52	(+0.5)	-	
7	PUSTERLA I	x	(-1.1)	6.39	(0.0)	x	(-1.4)
8	SIGURDARDÓTTIR H	5.84	(-0.3)	5.89	(-0.2)	6.27	(0.0)
9	VELDÁKOVÁ J	6.24	(-1.1)	6.21	(-0.2)	x	(-1.4)
10	ZUBKOVSKA O	6.19	(+0.4)	x	(-0.2)	6.22	(-0.6)
11	ITOYA J	6.20	(-0.6)	6.12	(0.0)	x	(-0.5)
12	SCHMELCZ F	5.80	(-0.9)	x	(-0.1)	5.90	(-0.9)
13	GOGOLADZE M	x	(+0.8)	5.50	(+0.6)	5.73	(+0.2)
	GRIVA M	x	(-0.5)	r			

Long Jump Women
Qualification Group B

12 AUG 2014 / 20:07

Rank	Name	Nat	Date of Birth	Order	Result
1	LESUEUR Éloyse	FRA	15 JUL 1988	1	6.72 Q
2	KLISHINA Darya	RUS	15 JAN 1991	6	6.66 Q
3	GRABUSTE Aiga	LAT	24 MAR 1988	3	6.65 Q
4	SUDAREVA Volha	BLR	22 FEB 1984	9	6.53 q
5	MOGUENARA Sosthene Taroum	GER	17 OCT 1989	2	6.50 q
6	DJORDJEVIC Nina	SLO	15 MAY 1988	13	6.44 q
7	JOVER María Del Mar	ESP	21 APR 1988	5	6.36
8	TVERDOHLIB Marharyta	UKR	2 JUN 1991	14	6.31
9	DEIAC Cornelia	ROU	20 MAR 1988	11	6.23
10	VICENZINO Tania	ITA	1 APR 1986	12	6.22
11	CAMILLERI Rebecca	MLT	6 JUL 1985	8	6.17
12	GRIVA Lauma	LAT	27 OCT 1984	10	6.14
13	PANAGI Nektaria	CYP	20 MAR 1990	4	6.12
14	KOLOKITHÁ Efthimía	GRE	9 JUL 1987	7	6.00

Results

Qualification Group B (cont.)

Qualification Group B	1	2	3
1	LESUEUR É	x (-0.1)	6.72 (-0.6)
2	KLISHINA D	6.66 (-0.8)	
3	GRABUSTE A	6.51 (+0.7)	6.46 (-0.1) 6.65 (-0.8)
4	SUDAREVA V	6.53 (-0.2)	6.36 (-0.8) 6.23 (+0.1)
5	MOGUENARA S	6.36 (+1.0)	6.39 (-0.8) 6.50 (0.0)
6	DJORDJEVIC N	6.11 (0.0)	6.44 (+0.1) 6.29 (-1.2)
7	JOVER M	6.36 (-0.1)	x (-0.4) x (-0.4)
8	TVERDOHLIB M	6.31 (+0.2)	6.13 (-0.6) 6.16 (-0.9)
9	DEIAC C	5.98 (-0.3)	6.23 (0.0) x (-1.1)
10	VICENZINO T	6.17 (-0.6)	x (+0.2) 6.22 (-0.6)
11	CAMILLERI R	6.10 (-0.6)	6.17 (-0.6) 6.08 (+0.2)
12	GRIVA L	6.14 (+0.5)	x (+0.2) x (-0.4)
13	PANAGI N	5.99 (+0.2)	5.98 (+0.3) 6.12 (-0.8)
14	KOLOKITHÁ E	x (-0.5)	5.93 (-0.3) 6.00 (-1.4)

Qualified: qualifying perf. 6.65 (Q) or 12 best performers (q) to the advance to the Final

Long Jump Women

Final 13 AUG 2014 / 20:30

Rank	Name	Nat	Date of Birth	Order	Result
1	LESUEUR Éloyse	FRA	15 JUL 1988	7	6.85
2	ŠPANOVIC Ivana	SRB	10 MAY 1990	2	6.81
3	KLISHINA Darya	RUS	15 JAN 1991	11	6.65
4	MIHAMBO Malaika	GER	3 FEB 1994	1	6.65
5	GRABUSTE Aiga	LAT	24 MAR 1988	6	6.57
6	BAUSCHKE Melanie	GER	14 JUL 1988	10	6.55
7	ROTARU Alina	ROU	5 JUN 1993	9	6.55
8	JARDER Erica	SWE	2 APR 1986	4	6.39
9	MOGUENARA Sosthene Taroum	GER	17 OCT 1989	3	6.38
10	KLYASHTORNAYA Anna	RUS	3 FEB 1986	12	6.31
11	SUDAREVA Volha	BLR	22 FEB 1984	8	6.29
12	DJORDJEVIC Nina	SLO	15 MAY 1988	5	6.19

	1	2	3	4	5	6
1	LESUEUR É	6.65 (-3.9)	x (-3.0)	x (+0.8)	6.85 (-0.3)	x (-1.4) x (-0.4)
2	ŠPANOVIC I	6.81 (-1.6)	6.36 (-1.7)	6.53 (-1.8)	6.75 (-1.1)	6.80 (-0.4) 6.65 (-1.7)
3	KLISHINA D	6.38 (-0.7)	6.41 (-1.3)	x (+0.1)	6.53 (-0.3)	6.42 (-0.4) 6.65 (-0.1)
4	MIHAMBO M	5.70 (-1.1)	6.45 (-1.3)	x (-0.4)	6.22 (-0.5)	6.65 (+0.1) 6.51 (-1.8)
5	GRABUSTE A	6.35 (-0.4)	x (-1.3)	6.52 (-0.2)	x (-1.0)	6.57 (-0.2) 6.56 (-0.6)
6	BAUSCHKE M	6.55 (+0.1)	6.37 (-0.7)	x (-1.6)	x (0.0)	6.44 (-0.7) 6.50 (-0.9)
7	ROTARU A	x (-0.5)	6.46 (-0.6)	6.55 (-0.5)	6.45 (+0.3)	6.33 (-2.2) 6.40 (-1.3)
8	JARDER E	x (-0.7)	6.39 (-2.3)	6.26 (+1.0)	6.33 (-0.5)	x (+0.4) x (+0.1)
9	MOGUENARA S	6.38 (-2.1)	x (-2.7)	6.33 (-0.7)		
10	KLYASHTORNAYA A	x (-2.5)	6.31 (-0.3)	6.09 (-2.2)		
11	SUDAREVA V	6.25 (-1.4)	x (-0.3)	6.29 (0.0)		
12	DJORDJEVIC N	x (+0.9)	6.19 (-1.4)	6.14 (-0.8)		

Results


Triple Jump Women
Qualification

13 AUG 2014 / 19:00

Rank	Name	Nat	Date of Birth	Order	Result		
1	SALADUKHA OIha	UKR	4 JUN 1983	12	14.42	Q	SB
2	KONEVA Yekaterina	RUS	25 SEP 1988	6	14.21	Q	
3	GUMENYUK Irina	RUS	6 JAN 1988	8	14.18	q	
4	NDOUMBE Ruth	ESP	1 JAN 1987	2	14.01	q	
5	GIERISCH Kristin	GER	20 AUG 1990	3	13.91	q	
6	VELDÁKOVÁ Dana	SVK	3 JUN 1981	6	13.86	q	
7	ELBE Jenny	GER	18 APR 1990	11	13.83	q	
8	VUKMIROVIC Snežana	SLO	19 AUG 1982	10	13.78	q	
9	COSTA Susana	POR	22 SEP 1984	2	13.76	q	
10	MURTAZINA AIsu	RUS	12 DEC 1987	8	13.76	q	
11	PETROVA Gabriela	BUL	29 JUN 1992	9	13.72	q	
12	SANDU Cristina	ROU	4 MAR 1990	5	13.67	q	
13	MAMONA Patrícia	POR	21 NOV 1988	4	13.62		
14	BUJIN Cristina	ROU	12 APR 1988	9	13.61		
15	JAGACIAK Anna	POL	10 FEB 1990	11	13.59		
16	DZINDZALETAITE Dovile	LTU	14 JUL 1993	5	13.44		
17	SARRAPIO Patrícia	ESP	16 NOV 1982	1	13.41		
18	DEMUT Katja	GER	21 DEC 1983	3	13.39		
19	BANOVA Andriana	BUL	1 MAY 1987	10	13.36		
20	VIATKINA Natallia	BLR	10 FEB 1987	4	13.13		
21	DERKACH Daria	ITA	27 MAR 1993	1	13.06		
22	SINMEZ SERBEST Sevim	TUR	20 APR 1987	7	12.38		
	KNYAZYEVA Hanna	ISR	25 SEP 1989	7	DNS		

	1	2	3
1	SALADUKHA O	14.42 (+0.2)	
2	KONEVA Y	13.62 (-0.2)	14.21 (-0.1)
3	GUMENYUK I	x (+0.8)	14.18 (-2.4)
4	NDOUMBE R	13.64 (+0.6)	13.86 (+0.3)
5	GIERISCH K	x (+0.3)	13.91 (-0.7)
6	VELDÁKOVÁ D	13.86 (-1.3)	13.49 (-2.0)
7	ELBE J	13.83 (-1.2)	x (-1.3)
8	VUKMIROVIC S	13.25 (-2.7)	13.78 (+0.6)
9	COSTA S	x (-1.4)	13.53 (+0.4)
10	MURTAZINA A	13.35 (-4.8)	x (-1.3)
11	PETROVA G	13.54 (-1.2)	13.72 (-0.8)
12	SANDU C	13.67 (-0.4)	13.64 (-0.9)
13	MAMONA P	x (-2.4)	13.54 (+0.2)
14	BUJIN C	13.61 (-0.8)	x (+0.2)
15	JAGACIAK A	x (-0.8)	13.59 (-1.9)
16	DZINDZALETAITE D	11.98 (-2.0)	13.12 (-1.3)
17	SARRAPIO P	x (0.0)	13.08 (-1.6)
18	DEMUT K	13.27 (+0.1)	11.73 (-1.8)
19	BANOVA A	13.35 (0.0)	13.36 (-1.7)
20	VIATKINA N	x (+2.9)	12.86 (-0.6)
21	DERKACH D	12.52 (-1.1)	13.06 (-1.6)
22	SINMEZ SERBEST S	12.38 (-2.3)	x (-0.1)
	KNYAZYEVA H		x (-2.5)

INTERNET Service: www.european-athletics.org

Timing, Measurement & Data Service by  OMEGA

printed at SUN 17 AUG 2014 18:49

Page 97 of 132

Results

Triple Jump Women
Qualification Group A

13 AUG 2014 / 19:00

Rank	Name	Nat	Date of Birth	Order	Result		
1	SALADUKHA OIha	UKR	4 JUN 1983	12	14.42	Q	SB
2	NDOUMBE Ruth	ESP	1 JAN 1987	2	14.01	q	
3	VELDÁKOVÁ Dana	SVK	3 JUN 1981	6	13.86	q	
4	ELBE Jenny	GER	18 APR 1990	11	13.83	q	
5	MURTAZINA Alsu	RUS	12 DEC 1987	8	13.76	q	
6	MAMONA Patrícia	POR	21 NOV 1988	4	13.62		
7	BUJIN Cristina	ROU	12 APR 1988	9	13.61		
8	DZINDZALETAITE Dovile	LTU	14 JUL 1993	5	13.44		
9	DEMUT Katja	GER	21 DEC 1983	3	13.39		
10	BANOVA Andriana	BUL	1 MAY 1987	10	13.36		
11	DERKACH Daria	ITA	27 MAR 1993	1	13.06		
12	SINMEZ SERBEST Sevim	TUR	20 APR 1987	7	12.38		

	1	2	3
1	SALADUKHA O 14.42 (+0.2)		
2	NDOUMBE R 13.64 (+0.6)	13.86 (+0.3)	14.01 (+0.5)
3	VELDÁKOVÁ D 13.86 (-1.3)	13.49 (-2.0)	x (-0.3)
4	ELBE J 13.83 (-1.2)	x (-1.3)	-
5	MURTAZINA A 13.35 (-4.8)	x (-1.3)	13.76 (-2.5)
6	MAMONA P x (-2.4)	13.54 (+0.2)	13.62 (+0.8)
7	BUJIN C 13.61 (-0.8)	x (+0.2)	13.61 (-1.4)
8	DZINDZALETAITE D 11.98 (-2.0)	13.12 (-1.3)	13.44 (-0.7)
9	DEMUT K 13.27 (+0.1)	11.73 (-1.8)	13.39 (-0.7)
10	BANOVA A 13.35 (0.0)	13.36 (-1.7)	13.25 (-0.7)
11	DERKACH D 12.52 (-1.1)	13.06 (-1.6)	12.98 (-0.3)
12	SINMEZ SERBEST S 12.38 (-2.3)	x (-0.1)	x (-2.5)

Triple Jump Women
Qualification Group B

13 AUG 2014 / 19:00

Rank	Name	Nat	Date of Birth	Order	Result		
1	KONEVA Yekaterina	RUS	25 SEP 1988	6	14.21	Q	
2	GUMENYUK Irina	RUS	6 JAN 1988	8	14.18	q	
3	GIERISCH Kristin	GER	20 AUG 1990	3	13.91	q	
4	VUKMIROVIC Snežana	SLO	19 AUG 1982	10	13.78	q	
5	COSTA Susana	POR	22 SEP 1984	2	13.76	q	
6	PETROVA Gabriela	BUL	29 JUN 1992	9	13.72	q	
7	SANDU Cristina	ROU	4 MAR 1990	5	13.67	q	
8	JAGACIAK Anna	POL	10 FEB 1990	11	13.59		
9	SARRAPIO Patricia	ESP	16 NOV 1982	1	13.41		
10	VIATKINA Natallia	BLR	10 FEB 1987	4	13.13		
	KNYAZYEVA Hanna	ISR	25 SEP 1989	7	DNS		

	1	2	3
1	KONEVA Y 13.62 (-0.2)	14.21 (-0.1)	
2	GUMENYUK I x (+0.8)	14.18 (-2.4)	-
3	GIERISCH K x (+0.3)	13.91 (-0.7)	13.85 (-1.4)
4	VUKMIROVIC S 13.25 (-2.7)	13.78 (+0.6)	13.33 (+2.3)
5	COSTA S x (-1.4)	13.53 (+0.4)	13.76 (+0.8)
6	PETROVA G 13.54 (-1.2)	13.72 (-0.8)	13.69 (+0.9)
7	SANDU C 13.67 (-0.4)	13.64 (-0.9)	13.22 (-1.1)
8	JAGACIAK A x (-0.8)	13.59 (-1.9)	13.55 (+0.5)
9	SARRAPIO P x (0.0)	13.08 (-1.6)	13.41 (+2.8)
10	VIATKINA N x (+2.9)	12.86 (-0.6)	13.13 (+1.6)
	KNYAZYEVA H		

Qualified: qualifying perf. 14.20 (Q) or 12 best performers (q) to the advance to the Final

Results

Triple Jump Women
Final

16 AUG 2014 / 16:40

Rank	Name	Nat	Date of Birth	Order	Result	
1	SALADUKHA OIha	UKR	4 JUN 1983	7	14.73	SB
2	KONEVA Yekaterina	RUS	25 SEP 1988	11	14.69	
3	GUMENYUK Irina	RUS	6 JAN 1988	9	14.46	SB
4	NDOUMBE Ruth	ESP	1 JAN 1987	3	14.14	
5	PETROVA Gabriela	BUL	29 JUN 1992	10	14.13	PB
6	VELDÁKOVÁ Dana	SVK	3 JUN 1981	6	13.87	
7	VUKMIROVIC Snežana	SLO	19 AUG 1982	1	13.82	
8	COSTA Susana	POR	22 SEP 1984	8	13.78	
9	GIERISCH Kristin	GER	20 AUG 1990	12	13.76	
10	MURTAZINA Alsu	RUS	12 DEC 1987	5	13.76	
11	ELBE Jenny	GER	18 APR 1990	4	13.68	
12	SANDU Cristina	ROU	4 MAR 1990	2	13.58	

		1	2	3	4	5	6
1	SALADUKHA O	14.12 (+0.1)	14.73 (-0.4)	14.68 (-0.4)	x (-1.6)	14.59 (+0.4)	14.63 (0.0)
2	KONEVA Y	14.40 (-0.2)	14.69 (+1.1)	14.01 (0.0)	14.16 (-0.2)	14.54 (+0.3)	14.31 (+0.1)
3	GUMENYUK I	14.30 (-0.9)	x (-1.3)	x (+0.5)	14.00 (-0.8)	14.46 (-0.2)	x (+0.2)
4	NDOUMBE R	14.11 (-0.5)	13.94 (+0.5)	13.90 (0.0)	13.69 (+0.6)	14.14 (-0.7)	x (-0.8)
5	PETROVA G	14.13 (+0.1)	x (-0.6)	-	x (0.0)	-	-
6	VELDÁKOVÁ D	x (-0.9)	13.87 (-0.2)	x (-0.7)	13.67 (+0.5)	x (-0.4)	x (+0.6)
7	VUKMIROVIC S	13.77 (-0.7)	x (-0.2)	13.74 (+0.3)	13.51 (-0.4)	13.82 (+0.1)	13.40 (-0.1)
8	COSTA S	x (+0.5)	13.72 (-0.4)	13.77 (+1.0)	13.78 (-1.0)	x (+0.3)	13.40 (-1.0)
9	GIERISCH K	13.76 (-1.0)	13.67 (-0.7)	13.58 (-0.4)			
10	MURTAZINA A	13.59 (-1.2)	12.37 (-0.8)	13.76 (-0.7)			
11	ELBE J	13.68 (-1.0)	x (+0.6)	x (-1.7)			
12	SANDU C	13.24 (-0.6)	13.41 (-0.5)	13.58 (-0.4)			

Shot Put Women
Qualification

15 AUG 2014 / 10:04

Rank	Name	Nat	Date of Birth	Order	Result	
1	SCHWANITZ Christina	GER	24 DEC 1985	3	19.35	Q
2	KOLODKO Yevgeniya	RUS	2 JUL 1990	6	18.32	Q
3	DUBITSKAYA Aliona	BLR	25 JAN 1990	14	18.07	Q
4	KOPETS Alena	BLR	14 FEB 1988	4	17.63	Q
5	TARASOVA Irina	RUS	15 APR 1987	15	17.55	Q
6	MÁRTON Anita	HUN	15 JAN 1989	7	17.36	q
7	LEANTSUK Yulia	BLR	31 JAN 1984	12	17.35	q
8	HOLODNAYA OIha	UKR	14 NOV 1991	2	17.32	q
9	MAVRDIEVA Radoslava	BUL	13 MAR 1987	16	17.18	q
10	URBANIAC Lena	GER	31 OCT 1992	8	17.17	q
11	ROSA Chiara	ITA	28 JAN 1983	11	16.76	q
12	BOEKELMAN Melissa	NED	11 MAY 1989	13	16.66	q
13	MUŽARIC Valentina	CRO	23 JUL 1992	5	16.27	
14	RUIZ Úrsula	ESP	11 AUG 1983	1	15.79	
15	PIIRIMÄE Kätlin	EST	8 NOV 1995	9	15.66	
16	ÅKERSTRÖM Frida	SWE	29 NOV 1990	10	14.98	

Results

Qualification (cont.)

Qualification	1	2	3
1	SCHWANITZ C	19.35	
2	KOLODKO Y	18.32	
3	DUBITSKAYA A	17.39	18.07
4	KOPETS A	17.63	
5	TARASOVA I	17.55	
6	MÁRTON A	17.09	17.28
7	LEANTSIUK Y	17.35	x
8	HOLODNAYA O	17.32	16.84
9	MAVRODIEVA R	17.18	16.77
10	URBANIAC L	16.88	x
11	ROSA C	16.23	16.49
12	BOEKELMAN M	16.39	16.37
13	MUŽARIC V	16.27	x
14	RUIZ Ú	15.79	15.70
15	PIIRIMÄE K	15.46	x
16	ÅKERSTRÖM F	x	14.98

Shot Put Women

Qualification

15 AUG 2014 / 10:04

Rank	Name	Nat	Date of Birth	Order	Result
1	SCHWANITZ Christina	GER	24 DEC 1985	3	19.35 Q
2	KOLODKO Yevgeniya	RUS	2 JUL 1990	6	18.32 Q
3	DUBITSKAYA Aliona	BLR	25 JAN 1990	14	18.07 Q
4	KOPETS Alena	BLR	14 FEB 1988	4	17.63 Q
5	TARASOVA Irina	RUS	15 APR 1987	15	17.55 Q
6	MÁRTON Anita	HUN	15 JAN 1989	7	17.36 q
7	LEANTSIUK Yulia	BLR	31 JAN 1984	12	17.35 q
8	HOLODNAYA Olha	UKR	14 NOV 1991	2	17.32 q
9	MAVRODIEVA Radoslava	BUL	13 MAR 1987	16	17.18 q
10	URBANIAC Lena	GER	31 OCT 1992	8	17.17 q
11	ROSA Chiara	ITA	28 JAN 1983	11	16.76 q
12	BOEKELMAN Melissa	NED	11 MAY 1989	13	16.66 q
13	MUŽARIC Valentina	CRO	23 JUL 1992	5	16.27
14	RUIZ Úrsula	ESP	11 AUG 1983	1	15.79
15	PIIRIMÄE Kätlin	EST	8 NOV 1995	9	15.66
16	ÅKERSTRÖM Frida	SWE	29 NOV 1990	10	14.98

Qualification	1	2	3
1	SCHWANITZ C	19.35	
2	KOLODKO Y	18.32	
3	DUBITSKAYA A	17.39	18.07
4	KOPETS A	17.63	
5	TARASOVA I	17.55	
6	MÁRTON A	17.09	17.28
7	LEANTSIUK Y	17.35	x
8	HOLODNAYA O	17.32	16.84
9	MAVRODIEVA R	17.18	16.77
10	URBANIAC L	16.88	x
11	ROSA C	16.23	16.49
12	BOEKELMAN M	16.39	16.37
13	MUŽARIC V	16.27	x
14	RUIZ Ú	15.79	15.70
15	PIIRIMÄE K	15.46	x
16	ÅKERSTRÖM F	x	14.98

Results

Shot Put Women

Final

17 AUG 2014 / 15:00

Rank	Name	Nat	Date of Birth	Order	Result	
1	SCHWANITZ Christina	GER	24 DEC 1985	9	19.90	
2	KOLODKO Yevgeniya	RUS	2 JUL 1990	4	19.39	SB
3	MÁRTON Anita	HUN	15 JAN 1989	12	19.04	NR
4	LEANTSIUK Yulia	BLR	31 JAN 1984	7	18.68	
5	ROSA Chiara	ITA	28 JAN 1983	1	18.10	
6	TARASOVA Irina	RUS	15 APR 1987	8	18.05	
7	DUBITSKAYA Aliona	BLR	25 JAN 1990	5	17.95	
8	URBANIAK Lena	GER	31 OCT 1992	6	17.77	
9	KOPETS Alena	BLR	14 FEB 1988	11	17.65	
10	BOEKELMAN Melissa	NED	11 MAY 1989	3	17.23	
11	HOLODNAYA Olha	UKR	14 NOV 1991	10	17.08	
12	MAVRODIEVA Radoslava	BUL	13 MAR 1987	2	16.98	

	1	2	3	4	5	6	
1	SCHWANITZ C	18.87	19.90	19.66	19.79	19.66	x
2	KOLODKO Y	18.39	18.46	19.09	18.92	18.95	19.39
3	MÁRTON A	17.47	18.53	18.11	19.04	18.00	18.46
4	LEANTSIUK Y	17.60	17.86	18.68	18.64	18.13	18.34
5	ROSA C	17.59	18.10	17.65	17.48	x	-
6	TARASOVA I	x	17.50	18.05	x	x	x
7	DUBITSKAYA A	x	x	17.71	x	17.95	17.93
8	URBANIAK L	17.56	17.77	x	17.37	x	x
9	KOPETS A	17.65	x	17.65			
10	BOEKELMAN M	x	17.09	17.23			
11	HOLODNAYA O	x	17.08	x			
12	MAVRODIEVA R	16.75	16.98	x			

Discus Throw Women

Qualification

15 AUG 2014 / 10:10

Rank	Name	Nat	Date of Birth	Order	Result	
1	PERKOVIC Sandra	CRO	21 JUN 1990	11	63.93	Q
2	ROBERT-MICHON Mélina	FRA	18 JUL 1979	1	63.62	Q
3	CRAFT Shanice	GER	15 MAY 1993	4	61.88	Q
4	RÜH Anna	GER	17 JUN 1993	4	59.84	Q
5	SENDRIUTE Zinaida	LTU	20 DEC 1984	7	58.69	Q
6	STROKOVA Yekaterina	RUS	17 DEC 1989	1	58.35	Q
7	FISCHER Julia	GER	1 APR 1990	6	57.78	Q
8	MALTSEVA Yuliya	RUS	30 NOV 1990	10	57.73	Q
9	STANKOVÁ Eliška	CZE	11 NOV 1984	10	55.79	q
10	KÄMÄRÄINEN Sanna	FIN	8 FEB 1986	9	54.64	q
11	LARSSON Sofia	SWE	22 JUL 1988	3	54.22	q
12	KUBELOVÁ Jitka	CZE	2 OCT 1991	5	53.82	q
13	ANIBALLI Valentina	ITA	19 APR 1984	2	53.60	
14	RODRIGUES Irina	POR	5 FEB 1991	11	52.53	
15	WIBERG Julia	SWE	8 JAN 1992	8	52.40	
16	TOMAŠEVIC Dragana	SRB	4 JUN 1982	7	52.21	
17	LADA Androniki	CYP	19 APR 1991	5	52.18	
18	ANAGNOSTOPOÚLOU Hrisoúla	GRE	27 AUG 1991	9	51.08	
19	HIRVONEN Katri	FIN	25 JUN 1990	2	50.93	
20	ETHOLM Grete	NOR	25 JAN 1976	6	50.83	
21	SEMENOVA Nataliya	UKR	7 JUL 1982	8	46.57	
	ASENJO Sabina	ESP	3 AUG 1986	3	NM	

Results

Qualification (cont.)

Qualification		1	2	3
1	PERKOVIC S	63.93		
2	ROBERT-MICHON M	63.62		
3	CRAFT S	61.88		
4	RÜH A	59.84		
5	SENDRIUTE Z	56.76	58.69	
6	STROKOVA Y	53.86	58.35	
7	FISCHER J	54.92	57.78	
8	MALTSEVA Y	x	57.73	
9	STANKOVÁ E	51.41	51.61	55.79
10	KÄMÄRÄINEN S	54.01	53.93	54.64
11	LARSSON S	54.22	x	x
12	KUBELOVÁ J	52.52	49.56	53.82
13	ANIBALLI V	53.60	x	51.16
14	RODRIGUES I	51.69	52.53	51.53
15	WIBERG J	x	52.40	50.81
16	TOMAŠEVIC D	52.21	x	x
17	LADA A	49.13	x	52.18
18	ANAGNOSTOPOÚLOU H	x	x	51.08
19	HIRVONEN K	x	50.93	x
20	ETHOLM G	49.31	50.83	50.55
21	SEMENOVA N	x	x	46.57
	ASENJO S	x	x	x

Discus Throw Women


Qualification Group A

15 AUG 2014 / 10:10

Rank	Name	Nat	Date of Birth	Order	Result
1	ROBERT-MICHON Mélina	FRA	18 JUL 1979	1	63.62 Q
2	CRAFT Shanice	GER	15 MAY 1993	4	61.88 Q
3	FISCHER Julia	GER	1 APR 1990	6	57.78 Q
4	MALTSEVA Yuliya	RUS	30 NOV 1990	10	57.73 Q
5	KUBELOVÁ Jitka	CZE	2 OCT 1991	5	53.82 q
6	RODRIGUES Irina	POR	5 FEB 1991	11	52.53
7	WIBERG Julia	SWE	8 JAN 1992	8	52.40
8	TOMAŠEVIC Dragana	SRB	4 JUN 1982	7	52.21
9	ANAGNOSTOPOÚLOU Hrisoula	GRE	27 AUG 1991	9	51.08
10	HIRVONEN Katri	FIN	25 JUN 1990	2	50.93
	ASENJO Sabina	ESP	3 AUG 1986	3	NM

		1	2	3
1	ROBERT-MICHON M	63.62		
2	CRAFT S	61.88		
3	FISCHER J	54.92	57.78	
4	MALTSEVA Y	x	57.73	
5	KUBELOVÁ J	52.52	49.56	53.82
6	RODRIGUES I	51.69	52.53	51.53
7	WIBERG J	x	52.40	50.81
8	TOMAŠEVIC D	52.21	x	x
9	ANAGNOSTOPOÚLOU H	x	x	51.08
10	HIRVONEN K	x	50.93	x
	ASENJO S	x	x	x

INTERNET Service: www.european-athletics.org

Timing, Measurement & Data Service by  OMEGA

printed at SUN 17 AUG 2014 18:49

Page 102 of 132

Results

Discus Throw Women
Qualification Group B

15 AUG 2014 / 11:30

Rank	Name	Nat	Date of Birth	Order	Result
1	PERKOVIC Sandra	CRO	21 JUN 1990	11	63.93 Q
2	RÜH Anna	GER	17 JUN 1993	4	59.84 Q
3	SENDRIUTE Zinaida	LTU	20 DEC 1984	7	58.69 Q
4	STROKOVA Yekaterina	RUS	17 DEC 1989	1	58.35 Q
5	STANKOVÁ Eliška	CZE	11 NOV 1984	10	55.79 q
6	KÄMÄRÄINEN Sanna	FIN	8 FEB 1986	9	54.64 q
7	LARSSON Sofia	SWE	22 JUL 1988	3	54.22 q
8	ANIBALLI Valentina	ITA	19 APR 1984	2	53.60
9	LADA Androniki	CYP	19 APR 1991	5	52.18
10	ETHOLM Grete	NOR	25 JAN 1976	6	50.83
11	SEMENOVA Nataliya	UKR	7 JUL 1982	8	46.57

	1	2	3	
1	PERKOVIC S	63.93		
2	RÜH A	59.84		
3	SENDRIUTE Z	56.76	58.69	
4	STROKOVA Y	53.86	58.35	
5	STANKOVÁ E	51.41	51.61	55.79
6	KÄMÄRÄINEN S	54.01	53.93	54.64
7	LARSSON S	54.22	x	x
8	ANIBALLI V	53.60	x	51.16
9	LADA A	49.13	x	52.18
10	ETHOLM G	49.31	50.83	50.55
11	SEMENOVA N	x	x	46.57

Qualified: qualifying perf. 57.50 (Q) or 12 best performers (q) to the advance to the Final


Discus Throw Women
Final

16 AUG 2014 / 16:45

Rank	Name	Nat	Date of Birth	Order	Result
1	PERKOVIC Sandra	CRO	21 JUN 1990	2	71.08 WL,NR
2	ROBERT-MICHON Mélina	FRA	18 JUL 1979	6	65.33
3	CRAFT Shanice	GER	15 MAY 1993	11	64.33
4	RÜH Anna	GER	17 JUN 1993	3	62.46
5	FISCHER Julia	GER	1 APR 1990	7	61.20
6	SENDRIUTE Zinaida	LTU	20 DEC 1984	9	60.65
7	KÄMÄRÄINEN Sanna	FIN	8 FEB 1986	10	60.52 PB
8	MALTSEVA Yuliya	RUS	30 NOV 1990	8	60.40
9	STROKOVA Yekaterina	RUS	17 DEC 1989	5	59.13
10	STANKOVÁ Eliška	CZE	11 NOV 1984	1	55.88
11	LARSSON Sofia	SWE	22 JUL 1988	4	51.81
12	KUBELOVÁ Jitka	CZE	2 OCT 1991	12	50.54

	1	2	3	4	5	6	
1	PERKOVIC S	64.58	67.37	68.78	x	71.08	x
2	ROBERT-MICHON M	55.08	62.96	59.05	65.33	x	62.18
3	CRAFT S	62.36	64.33	61.33	64.01	62.66	60.71
4	RÜH A	62.46	60.34	59.46	60.61	58.84	60.96
5	FISCHER J	58.97	61.20	55.51	59.26	x	x
6	SENDRIUTE Z	57.93	59.16	57.07	60.65	58.01	58.26
7	KÄMÄRÄINEN S	60.52	55.53	x	58.16	x	56.47
8	MALTSEVA Y	60.40	x	57.53	x	59.09	x
9	STROKOVA Y	59.02	58.91	59.13			
10	STANKOVÁ E	55.88	52.29	x			
11	LARSSON S	51.81	x	x			
12	KUBELOVÁ J	47.58	50.54	50.09			

INTERNET Service: www.european-athletics.org

Timing, Measurement & Data Service by  OMEGA

printed at SUN 17 AUG 2014 18:49

Page 103 of 132

Results


Hammer Throw Women
Qualification

13 AUG 2014 / 13:30

Rank	Name	Nat	Date of Birth	Order	Result	
1	WŁODARCZYK Anita	POL	8 AUG 1985	1	75.73	Q
2	HRAŠNOVÁ Martina	SVK	21 MAR 1983	9	73.05	Q
3	FIODOROW Joanna	POL	4 MAR 1989	2	71.33	Q
4	TAVERNIER Alexandra	FRA	13 DEC 1993	6	70.91	Q
5	BULGAKOVA Anna	RUS	17 JAN 1988	4	70.58	Q
6	HEIDLER Betty	GER	14 OCT 1983	10	70.49	Q
7	ORBÁN Éva	HUN	29 NOV 1984	2	70.48	Q
8	KLAAS Kathrin	GER	6 FEB 1984	9	69.78	Q
9	PAESLER Carolin	GER	16 DEC 1990	6	68.47	q
10	PERIE Bianca	ROU	1 JUN 1990	5	67.82	q
11	ŠAFRÁNKOVÁ Katerina	CZE	8 JUN 1989	3	67.26	q
12	LOMNICKÁ Nikola	SVK	16 SEP 1988	12	67.18	q
13	MIANKOVA Aksana	BLR	28 MAR 1982	11	66.92	
14	ANDERSSON Tracey	SWE	5 DEC 1984	3	65.72	
15	FERTIG Fruzsina	HUN	2 SEP 1993	5	65.46	
16	ŠPILER Barbara	SLO	2 JAN 1992	7	64.48	
17	NOVOZHYZLOVA Iryna	UKR	7 JAN 1986	12	63.78	
18	KORPELA Merja	FIN	15 MAY 1981	10	63.71	
19	HITCHON Sophie	GBR	11 JUL 1991	11	62.93	
20	GYURÁTZ Réka	HUN	31 MAY 1996	1	62.14	
21	STORM Ida	SWE	26 DEC 1991	13	60.82	
22	OJALOO Kati	EST	31 JAN 1990	7	59.63	
	CASTELLS Berta	ESP	24 JAN 1984	8	NM	
	KRÁLOVÁ Tereza	CZE	22 OCT 1989	4	NM	
	NAVAHRODSKAYA Alena	BLR	11 MAY 1993	8	NM	

	1	2	3
1	WŁODARCZYK A	75.73	
2	HRAŠNOVÁ M	73.05	
3	FIODOROW J	71.33	
4	TAVERNIER A	70.91	
5	BULGAKOVA A	65.91	x
6	HEIDLER B	70.49	
7	ORBÁN É	x	x
8	KLAAS K	69.78	
9	PAESLER C	68.47	67.95
10	PERIE B	67.82	67.42
11	ŠAFRÁNKOVÁ K	x	67.26
12	LOMNICKÁ N	x	x
13	MIANKOVA A	x	66.92
14	ANDERSSON T	65.72	x
15	FERTIG F	x	65.46
16	ŠPILER B	x	52.29
17	NOVOZHYZLOVA I	63.78	x
18	KORPELA M	x	61.80
19	HITCHON S	62.93	x
20	GYURÁTZ R	62.14	x
21	STORM I	60.82	x
22	OJALOO K	59.63	58.56
	CASTELLS B	x	x
	KRÁLOVÁ T	x	x
	NAVAHRODSKAYA A	x	x

INTERNET Service: www.european-athletics.org

Timing, Measurement & Data Service by  OMEGA

printed at SUN 17 AUG 2014 18:49

Page 104 of 132

Results

Hammer Throw Women
Qualification Group A

13 AUG 2014 / 13:30

Rank	Name	Nat	Date of Birth	Order	Result	
1	HRAŠNOVÁ Martina	SVK	21 MAR 1983	9	73.05	Q
2	FIODOROW Joanna	POL	4 MAR 1989	2	71.33	Q
3	TAVERNIER Alexandra	FRA	13 DEC 1993	6	70.91	Q
4	HEIDLER Betty	GER	14 OCT 1983	10	70.49	Q
5	PERIE Bianca	ROU	1 JUN 1990	5	67.82	q
6	MIANKOVA Aksana	BLR	28 MAR 1982	11	66.92	
7	ANDERSSON Tracey	SWE	5 DEC 1984	3	65.72	
8	ŠPILER Barbara	SLO	2 JAN 1992	7	64.48	
9	NOVOZHYZLOVA Iryna	UKR	7 JAN 1986	12	63.78	
10	GYURÁTZ Réka	HUN	31 MAY 1996	1	62.14	
	CASTELLS Berta	ESP	24 JAN 1984	8	NM	
	KRÁLOVÁ Tereza	CZE	22 OCT 1989	4	NM	

	1	2	3
1	HRAŠNOVÁ M	73.05	
2	FIODOROW J	71.33	
3	TAVERNIER A	70.91	
4	HEIDLER B	70.49	
5	PERIE B	67.82	67.42
6	MIANKOVA A	x	66.92
7	ANDERSSON T	65.72	x
8	ŠPILER B	x	52.29
9	NOVOZHYZLOVA I	63.78	x
10	GYURÁTZ R	62.14	x
	CASTELLS B	x	x
	KRÁLOVÁ T	x	x

Hammer Throw Women
Qualification Group B


13 AUG 2014 / 14:55

Rank	Name	Nat	Date of Birth	Order	Result	
1	WŁODARCZYK Anita	POL	8 AUG 1985	1	75.73	Q
2	BULGAKOVA Anna	RUS	17 JAN 1988	4	70.58	Q
3	ORBÁN Éva	HUN	29 NOV 1984	2	70.48	Q
4	KLAAS Kathrin	GER	6 FEB 1984	9	69.78	Q
5	PAESLER Carolin	GER	16 DEC 1990	6	68.47	q
6	ŠAFRÁNKOVÁ Katerina	CZE	8 JUN 1989	3	67.26	q
7	LOMNICKÁ Nikola	SVK	16 SEP 1988	12	67.18	q
8	FERTIG Fruzsina	HUN	2 SEP 1993	5	65.46	
9	KORPELA Merja	FIN	15 MAY 1981	10	63.71	
10	HITCHON Sophie	GBR	11 JUL 1991	11	62.93	
11	STORM Ida	SWE	26 DEC 1991	13	60.82	
12	OJALOO Kati	EST	31 JAN 1990	7	59.63	
	NAVAHRODSKAYA Alena	BLR	11 MAY 1993	8	NM	

	1	2	3
1	WŁODARCZYK A	75.73	
2	BULGAKOVA A	65.91	x
3	ORBÁN É	x	70.58
4	KLAAS K	69.78	70.48
5	PAESLER C	68.47	67.95
6	ŠAFRÁNKOVÁ K	x	67.26
7	LOMNICKÁ N	x	x
8	FERTIG F	x	67.18
9	KORPELA M	x	65.46
10	HITCHON S	62.93	61.80
11	STORM I	60.82	x
12	OJALOO K	59.63	58.56
	NAVAHRODSKAYA A	x	59.61
			x

Qualified: qualifying perf. 69.50 (Q) or 12 best performers (q) to the advance to the Final

INTERNET Service: www.european-athletics.org

Timing, Measurement & Data Service by  OMEGA

printed at SUN 17 AUG 2014 18:49

Page 105 of 132

Results

Hammer Throw Women
Final

15 AUG 2014 / 20:40

Rank	Name	Nat	Date of Birth	Order	Result	
1	WLODARCZYK Anita	POL	8 AUG 1985	10	78.76	WL,NR,CR
2	HRAŠNOVÁ Martina	SVK	21 MAR 1983	3	74.66	
3	FIODOROW Joanna	POL	4 MAR 1989	2	73.67	
4	KLAAS Kathrin	GER	6 FEB 1984	12	72.89	
5	HEIDLER Betty	GER	14 OCT 1983	4	72.39	
6	TAVERNIER Alexandra	FRA	13 DEC 1993	11	70.32	
7	PERIE Bianca	ROU	1 JUN 1990	9	69.26	
8	LOMNICKÁ Nikola	SVK	16 SEP 1988	6	67.39	
9	ŠAFRÁNKOVÁ Katerina	CZE	8 JUN 1989	5	64.94	
10	PAESLER Carolin	GER	16 DEC 1990	1	61.89	
	BULGAKOVA Anna	RUS	17 JAN 1988	7	NM	
	ORBÁN Éva	HUN	29 NOV 1984	8	NM	

	1	2	3	4	5	6	
1	WLODARCZYK A	x	x	75.88	76.18	78.76	x
2	HRAŠNOVÁ M	71.66	x	73.03	69.72	74.66	73.21
3	FIODOROW J	72.24	68.54	69.01	72.77	72.48	73.67
4	KLAAS K	70.72	72.89	71.81	70.71	x	69.84
5	HEIDLER B	67.65	70.44	x	71.04	72.39	72.06
6	TAVERNIER A	69.49	63.63	x	68.17	70.32	x
7	PERIE B	69.25	69.26	x	x	x	68.14
8	LOMNICKÁ N	x	65.95	67.39	x	x	x
9	ŠAFRÁNKOVÁ K	x	63.32	64.94			
10	PAESLER C	x	x	61.89			
	BULGAKOVA A	x	x	x			
	ORBÁN É	x	x	x			

Javelin Throw Women
Qualification

12 AUG 2014 / 10:50

Rank	Name	Nat	Date of Birth	Order	Result	
1	RATEJ Martina	SLO	2 NOV 1981	5	61.87	Q
2	HUSSONG Christin	GER	17 APR 1994	8	61.13	Q
3	JELACA Tatjana	SRB	10 AUG 1990	9	60.26	Q
4	ŠPOTÁKOVÁ Barbora	CZE	30 JUN 1981	7	59.99	Q
5	KHALADOVICH Tatsiana	BLR	21 JUN 1991	10	59.51	Q
6	OZOLINA-KOVALE Sinta	LAT	26 FEB 1988	1	59.47	Q
7	STAHL Linda	GER	2 OCT 1985	9	59.42	Q
8	MOLITOR Katharina	GER	8 NOV 1983	8	58.24	Q
9	SAYERS Goldie	GBR	16 JUL 1982	2	58.07	Q
10	PALAMEIKA Madara	LAT	18 JUN 1987	7	57.86	Q
11	CHILLA Mercedes	ESP	19 JAN 1980	10	57.82	Q
12	FLINK Sofi	SWE	8 JUL 1995	6	57.53	Q
13	HJÁLMSDÓTTIR Ásdís	ISL	28 OCT 1985	4	56.36	
14	ANDREJSKOVA Petra	CZE	25 JUN 1992	1	56.10	
15	JAKUBAITYTE Indre	LTU	24 JAN 1976	11	54.86	
16	OBST Marie - Therese	NOR	7 JAN 1996	3	54.59	
17	EBERL Elisabeth	AUT	25 MAR 1988	5	54.41	
18	HATSKO-FEDUSOVA Hanna	UKR	3 OCT 1990	2	53.81	
19	MUZE Lina	LAT	4 DEC 1992	11	53.42	
20	OGRODNÍKOVÁ Nikola	CZE	18 AUG 1990	3	53.15	
21	KOLAK Sara	CRO	22 JUN 1995	4	52.51	
22	SORMUNEN Oona	FIN	2 AUG 1989	6	51.46	

Results

Qualification (cont.)

Qualification		1	2	3
1	RATEJ M	61.87		
2	HUSSONG C	57.47	61.13	
3	JELACA T	60.26		
4	ŠPOTÁKOVÁ B	59.99		
5	KHALADOVICH T	56.29	54.60	59.51
6	OZOLINA-KOVALE S	59.47		
7	STAHL L	x	59.42	
8	MOLITOR K	56.61	57.05	58.24
9	SAYERS G	58.07		
10	PALAMEIKA M	57.86		
11	CHILLA M	57.82		
12	FLINK S	57.21	55.21	57.53
13	HJÁLMSDÓTTIR Á	55.81	56.36	54.44
14	ANDREJSKOVA P	53.23	56.10	55.43
15	JAKUBAITYTE I	54.86	53.37	52.57
16	OBST M	54.59	52.42	x
17	EBERL E	52.92	51.19	54.41
18	HATSKO-FEDUSOVA H	53.81	x	x
19	MUZE L	53.42	53.11	x
20	OGRODNÍKOVÁ N	x	x	53.15
21	KOLAK S	x	52.51	51.84
22	SORMUNEN O	51.46	x	x

Javelin Throw Women

Qualification Group A

12 AUG 2014 / 10:50

Rank	Name	Nat	Date of Birth	Order	Result
1	JELACA Tatjana	SRB	10 AUG 1990	9	60.26 Q
2	ŠPOTÁKOVÁ Barbora	CZE	30 JUN 1981	7	59.99 Q
3	KHALADOVICH Tatsiana	BLR	21 JUN 1991	10	59.51 Q
4	OZOLINA-KOVALE Sinta	LAT	26 FEB 1988	1	59.47 Q
5	MOLITOR Katharina	GER	8 NOV 1983	8	58.24 Q
6	JAKUBAITYTE Indre	LTU	24 JAN 1976	11	54.86
7	EBERL Elisabeth	AUT	25 MAR 1988	5	54.41
8	HATSKO-FEDUSOVA Hanna	UKR	3 OCT 1990	2	53.81
9	OGRODNÍKOVÁ Nikola	CZE	18 AUG 1990	3	53.15
10	KOLAK Sara	CRO	22 JUN 1995	4	52.51
11	SORMUNEN Oona	FIN	2 AUG 1989	6	51.46

		1	2	3
1	JELACA T	60.26		
2	ŠPOTÁKOVÁ B	59.99		
3	KHALADOVICH T	56.29	54.60	59.51
4	OZOLINA-KOVALE S	59.47		
5	MOLITOR K	56.61	57.05	58.24
6	JAKUBAITYTE I	54.86	53.37	52.57
7	EBERL E	52.92	51.19	54.41
8	HATSKO-FEDUSOVA H	53.81	x	x
9	OGRODNÍKOVÁ N	x	x	53.15
10	KOLAK S	x	52.51	51.84
11	SORMUNEN O	51.46	x	x

Results

Javelin Throw Women
Qualification Group B

12 AUG 2014 / 12:16

Rank	Name	Nat	Date of Birth	Order	Result	
1	RATEJ Martina	SLO	2 NOV 1981	5	61.87	Q
2	HUSSONG Christin	GER	17 APR 1994	8	61.13	Q
3	STAHL Linda	GER	2 OCT 1985	9	59.42	Q
4	SAYERS Goldie	GBR	16 JUL 1982	2	58.07	Q
5	PALAMEIKA Madara	LAT	18 JUN 1987	7	57.86	Q
6	CHILLA Mercedes	ESP	19 JAN 1980	10	57.82	Q
7	FLINK Sofi	SWE	8 JUL 1995	6	57.53	Q
8	HJÁLMSDÓTTIR Ásdís	ISL	28 OCT 1985	4	56.36	
9	ANDREJSKOVA Petra	CZE	25 JUN 1992	1	56.10	
10	OBST Marie - Therese	NOR	7 JAN 1996	3	54.59	
11	MUZE Lina	LAT	4 DEC 1992	11	53.42	

1		2		3	
1	RATEJ M	61.87			
2	HUSSONG C	57.47	61.13		
3	STAHL L	x	59.42		
4	SAYERS G	58.07			
5	PALAMEIKA M	57.86			
6	CHILLA M	57.82			
7	FLINK S	57.21	55.21	57.53	
8	HJÁLMSDÓTTIR Á	55.81	56.36	54.44	
9	ANDREJSKOVA P	53.23	56.10	55.43	
10	OBST M	54.59	52.42	x	
11	MUZE L	53.42	53.11	x	

Qualified: qualifying perf. 57.50 (Q) or 12 best performers (q) to the advance to the Final


Javelin Throw Women
Final

14 AUG 2014 / 20:40

Rank	Name	Nat	Date of Birth	Order	Result	
1	ŠPOTÁKOVÁ Barbora	CZE	30 JUN 1981	9	64.41	
2	JELACA Tatjana	SRB	10 AUG 1990	3	64.21	NR
3	STAHL Linda	GER	2 OCT 1985	11	63.91	
4	PALAMEIKA Madara	LAT	18 JUN 1987	2	62.04	
5	KHALADOVICH Tatsiana	BLR	21 JUN 1991	4	61.66	
6	RATEJ Martina	SLO	2 NOV 1981	5	61.58	
7	HUSSONG Christin	GER	17 APR 1994	6	59.29	
8	SAYERS Goldie	GBR	16 JUL 1982	10	58.33	
9	MOLITOR Katharina	GER	8 NOV 1983	1	58.00	
10	CHILLA Mercedes	ESP	19 JAN 1980	12	57.91	
11	OZOLINA-KOVALE Sinta	LAT	26 FEB 1988	8	57.82	
12	FLINK Sofi	SWE	8 JUL 1995	7	56.68	

1		2		3		4		5		6	
1	ŠPOTÁKOVÁ B	62.86	59.67	58.83	57.24	64.41	61.59				
2	JELACA T	60.98	60.51	62.31	60.25	64.21	60.30				
3	STAHL L	63.91	60.09	62.70	63.06	61.61	x				
4	PALAMEIKA M	60.33	62.04	x	x	x	60.31				
5	KHALADOVICH T	59.60	56.64	60.91	x	61.41	61.66				
6	RATEJ M	58.00	61.58	60.78	59.45	61.58	56.84				
7	HUSSONG C	59.05	55.96	59.02	59.29	57.49	59.08				
8	SAYERS G	55.81	x	58.33	x	x	x				
9	MOLITOR K	50.65	58.00	56.04							
10	CHILLA M	57.91	52.66	54.23							
11	OZOLINA-KOVALE S	57.82	x	x							
12	FLINK S	56.68	54.23	54.66							

INTERNET Service: www.european-athletics.org

Timing, Measurement & Data Service by  OMEGA

printed at SUN 17 AUG 2014 18:49

Page 108 of 132

Results

Heptathlon
Final

15 AUG 2014

Rank	Name	Nat	Date of Birth	Order	total	
1	NANA DJIMOU Antoinette	FRA	2 AUG 1985	9	6551	SB
2	BROERSEN Nadine	NED	29 APR 1990	20	6498	
3	THIAM Nafissatou	BEL	19 AUG 1994	15	6423	
4	SCHÄFER Carolin	GER	5 DEC 1991	18	6395	PB
5	SCHWARZKOPF Lilli	GER	28 AUG 1983	1	6332	
6	IKAUNIECE-ADMIDINA Laura	LAT	31 MAY 1992	23	6310	
7	VETTER Anouk	NED	4 FEB 1993	24	6281	
8	RATH Claudia	GER	25 APR 1986	21	6225	
9	KRIZSÁN Xénia	HUN	13 JAN 1993	11	6156	
10	ZSIVOCZKY-FARKAS Györgyi	HUN	13 FEB 1985	4	6151	SB
11	TYMINSKA Karolina	POL	4 OCT 1984	10	6132	
12	REGGEL Valérie	SUI	3 JAN 1987	14	6091	PB
13	SPRUNGER Ellen	SUI	5 AUG 1986	12	6082	SB
14	MOKHNYUK Anastasiya	UKR	1 JAN 1991	17	6025	
15	ŠADEIKO Grit	EST	29 JUL 1989	19	6014	
16	MAKSIMAVA Yana	BLR	9 JAN 1989	8	5983	
17	NETSVIATAYEVA Katsiaryna	BLR	26 JUN 1989	13	5970	
18	MARCUSSEN Ida	NOR	1 NOV 1987	7	5965	
19	KLAUP Mari	EST	27 FEB 1990	6	5765	SB
20	MOKRÁŠOVÁ Lucia	SVK	27 MAR 1994	3	5736	
	ZÜBLIN Linda	SUI	21 MAR 1986	22	DNF	
	SAMUELSSON Jessica	SWE	14 MAR 1985	5	DNF	
	FYODOROVA Alina	UKR	31 JUL 1989	2	DNF	
	KLUCINOVÁ Eliška	CZE	14 APR 1988	16	DNF	

Results

20 km Walk Women


Final

14 AUG 2014 / 9:10

Rank	Name	Nat	Date of Birth	Order	Result	
1	ALEMBEKOVA Elmira	RUS	30 JUN 1990	7	1:27:56	
2	OLYANOVSKA Lyudmyla	UKR	20 FEB 1993	29	1:28:07	
3	DRAHOTOVÁ Anežka	CZE	22 JUL 1995	10	1:28:08	NJR,NR
4	SOKOLOVA Vera	RUS	8 JUN 1987	2	1:28:24	
5	GIORGI Eleonora	ITA	14 SEP 1989	21	1:28:28	
6	CABECINHA Ana	POR	29 APR 1984	8	1:28:40	
7	PALMISANO Antonella	ITA	6 AUG 1991	25	1:28:43	
8	PASCUAL Beatriz	ESP	9 MAY 1982	5	1:29:02	SB
9	DRABENIA Hanna	BLR	15 AUG 1987	11	1:29:39	PB
10	GONZÁLEZ Raquel	ESP	16 NOV 1989	24	1:30:03	
11	AIDIETYTE Neringa	LTU	5 JUN 1983	18	1:30:47	
12	MADARÁSZ Viktória	HUN	12 MAY 1985	27	1:30:57	PB
13	HENRIQUES Inês	POR	1 MAY 1980	1	1:31:32	
14	DYGACZ Agnieszka	POL	18 JUL 1985	17	1:31:36	
15	MATSVIAYUK Alina	BLR	29 JUL 1990	9	1:31:46	
16	POVES María José	ESP	16 MAR 1978	13	1:32:02	
17	GÁLIKOVÁ Mária	SVK	21 AUG 1980	28	1:32:03	NR
18	VIRBALYTE-DIMŠIENE Brigita	LTU	1 FEB 1985	3	1:32:46	
19	POLLI Laura	SUI	7 SEP 1983	23	1:33:22	PB
20	ZAPOUNÍDOU Déspina	GRE	5 OCT 1985	15	1:34:03	
21	POLLI Marie	SUI	28 OCT 1980	6	1:34:39	SB
22	CURIAZZI Federica	ITA	14 AUG 1992	12	1:35:48	PB
23	KASHYNA Inna	UKR	27 SEP 1991	22	1:35:51	
24	DRISBIÓTI Antigóni	GRE	21 MAR 1984	16	1:35:54	
25	CZAKOVÁ Mária	SVK	2 OCT 1988	14	1:38:38	
	BUZIAK Paulina	POL	16 DEC 1986	20	DNF	
	PELANTOVÁ Lucie	CZE	7 MAY 1986	26	DNF	
	REYNOLDS Laura	IRL	20 JAN 1989	19	DNF	
	VITOVCHUK Vasylyna	UKR	30 APR 1990	4	DQ	R 230.6a

Intermediate times:	2 km	9:16	PALMISANO Antonella (ITA)
	4 km	18:18	PALMISANO Antonella (ITA)
	6 km	27:14	DRAHOTOVÁ Anežka (CZE)
	8 km	36:11	PALMISANO Antonella (ITA)
	10 km	45:05	PALMISANO Antonella (ITA)
	12 km	53:51	ALEMBEKOVA Elmira (RUS)
	14 km	1:02:36	OLYANOVSKA Lyudmyla (UKR)
	16 km	1:11:18	ALEMBEKOVA Elmira (RUS)
	18 km	1:19:36	ALEMBEKOVA Elmira (RUS)

INTERNET Service: www.european-athletics.org

Timing, Measurement & Data Service by  OMEGA

printed at SUN 17 AUG 2014 18:49

Page 110 of 132

Results

**4x100m Relay Women
Round 1**

16 AUG 2014 / 15:10

Rank	Nat	Nation	Lane	Result		
1	FRA	France	2	42.29	Q	EL
		1 - DISTEL-BONNET C (25 JUL 1987) 3 - SOUMARÉ M (29 OCT 1986)	2 - IKUESAN A (15 MAY 1985) 4 - AKAKPO S (28 FEB 1994)			
2	GBR	Great Britain & Ni	4	42.62	Q	SB
		1 - PHILIP A (25 OCT 1990) 3 - ONUORA A (28 OCT 1984)	2 - NELSON A (20 FEB 1991) 4 - HENRY D (26 AUG 1995)			
3	NED	Netherlands	8	42.77	Q	
		1 - GHAFOR M (9 SEP 1992) 3 - VAN SCHAGEN T (2 FEB 1994)	2 - SCHIPPERS D (15 JUN 1992) 4 - SAMUEL J (24 APR 1992)			
4	SUI	Switzerland	3	42.98	Q	
		1 - KAMBUNDJI M (17 JUN 1992) 3 - SPRUNGER E (5 AUG 1986)	2 - LAVANCHY M (4 JAN 1990) 4 - SPRUNGER L (5 MAR 1990)			
5	ITA	Italy	1	43.29	q	SB
		1 - CARAVELLI M (23 OCT 1981) 3 - AMIDEI M (8 APR 1991)	2 - SIRAGUSA I (23 JUN 1993) 4 - ALLOH A (21 JUL 1987)			
6	UKR	Ukraine	2	43.37	Q	SB
		1 - KARANDYUK K (21 JUN 1986) 3 - POVH O (18 OCT 1987)	2 - STROHOVA N (26 DEC 1992) 4 - POHREBNYAK N (19 FEB 1988)			
7	RUS	Russia	8	43.47	Q	
		1 - PANTELEYEVA M (16 MAY 1989) 3 - SAVLINIS Y (14 AUG 1987)	2 - RUSAKOVA N (12 DEC 1980) 4 - SIVKOVA K (28 FEB 1997)			
8	SWE	Sweden	4	43.80	q	SB
		1 - EKELUND I (8 MAR 1997) 3 - BUSK D (11 AUG 1993)	2 - EURENIUS I (10 AUG 1989) 4 - NILSSON P (2 NOV 1992)			
9	GRE	Greece	5	43.81		SB
		1 - KOKLÓNI Y (7 MAY 1981) 3 - FÉRRA A (11 FEB 1988)	2 - PESIRÍDOU E (12 FEB 1992) 4 - BELIBASAĞI M (19 JUN 1991)			
10	IRL	Ireland	1	43.84		NR
		1 - FOSTER A (2 OCT 1988) 3 - LAVIN S (28 MAY 1994)	2 - PROPER K (1 MAY 1988) 4 - HEALY P (19 NOV 1994)			
11	FIN	Finland	7	44.22		SB
		1 - THURESON M (23 MAY 1994) 3 - LAUKKA M (21 MAY 1987)	2 - LATVALA H (30 OCT 1987) 4 - NEZIRI N (9 NOV 1992)			
12	NOR	Norway	7	44.29		NR
		1 - PEDERSEN I (27 JAN 1992) 3 - SLETTUM E (31 AUG 1986)	2 - JENSEN C (16 JUN 1994) 4 - OKPARAEBE E (3 MAR 1988)			
13	BUL	Bulgaria	3	44.53		SB
		1 - OKOLIYE K (5 JAN 1994) 3 - DANKOVA M (21 JUN 1993)	2 - EFTIMOVA I (19 JUN 1988) 4 - LALOVA I (18 MAY 1984)			
14	ESP	Spain	6	44.68		SB
		1 - PÉREZ M (3 JAN 1993) 3 - GARCÍA E (20 MAR 1989)	2 - FERNÁNDEZ A (3 FEB 1995) 4 - LARA C (8 MAY 1995)			
15	CRO	Croatia	5	45.47		
		1 - LONCAREK I (8 APR 1991) 3 - DUDEK K (4 MAY 1994)	2 - POKOS L (22 JAN 1994) 4 - ZUPA N (25 OCT 1994)			
	GER	Germany	6	DNF		
		1 - ELSLER J (7 JUN 1991) 3 - LOFAMAKANDA PINTO (2 JUL 1992)	2 - HAASE R (2 JAN 1993) 4 - SAILER V (16 OCT 1985)			

Results

4x100m Relay Women
Round 1 Heat 1/2

16 AUG 2014 / 15:10

Rank	Nat	Nation	Lane	Reaction time	Result		
1	FRA	France	2	0.150	42.29	Q	EL
			1 - DISTEL-BONNET C (25 JUL 1987)		2 - IKUESAN A (15 MAY 1985)		
			3 - SOUMARÉ M (29 OCT 1986)		4 - AKAKPO S (28 FEB 1994)		
2	NED	Netherlands	8	0.210	42.77	Q	
			1 - GHAFLOOR M (9 SEP 1992)		2 - SCHIPPERS D (15 JUN 1992)		
			3 - VAN SCHAGEN T (2 FEB 1994)		4 - SAMUEL J (24 APR 1992)		
3	SUI	Switzerland	3	0.145	42.98	Q	
			1 - KAMBUNDJI M (17 JUN 1992)		2 - LAVANCHY M (4 JAN 1990)		
			3 - SPRUNGER E (5 AUG 1986)		4 - SPRUNGER L (5 MAR 1990)		
4	ITA	Italy	1	0.143	43.29	q	SB
			1 - CARAVELLI M (23 OCT 1981)		2 - SIRAGUSA I (23 JUN 1993)		
			3 - AMIDEI M (8 APR 1991)		4 - ALLOH A (21 JUL 1987)		
5	SWE	Sweden	4	0.200	43.80	q	SB
			1 - EKELUND I (8 MAR 1997)		2 - EURENIUS I (10 AUG 1989)		
			3 - BUSK D (11 AUG 1993)		4 - NILSSON P (2 NOV 1992)		
6	GRE	Greece	5	0.158	43.81		SB
			1 - KOKLÓNI Y (7 MAY 1981)		2 - PESIRÍDOU E (12 FEB 1992)		
			3 - FÉRRÁ A (11 FEB 1988)		4 - BELIBASÁKI M (19 JUN 1991)		
7	FIN	Finland	7	0.164	44.22		SB
			1 - THURESON M (23 MAY 1994)		2 - LATVALA H (30 OCT 1987)		
			3 - LAUKKA M (21 MAY 1987)		4 - NEZIRI N (9 NOV 1992)		
8	ESP	Spain	6	0.173	44.68		SB
			1 - PÉREZ M (3 JAN 1993)		2 - FERNÁNDEZ A (3 FEB 1995)		
			3 - GARCÍA E (20 MAR 1989)		4 - LARA C (8 MAY 1995)		


4x100m Relay Women
Round 1 Heat 2/2

16 AUG 2014 / 15:18

Rank	Nat	Nation	Lane	Reaction time	Result		
1	GBR	Great Britain & Ni	4	0.162	42.62	Q	SB
			1 - PHILIP A (25 OCT 1990)		2 - NELSON A (20 FEB 1991)		
			3 - ONUORA A (28 OCT 1984)		4 - HENRY D (26 AUG 1995)		
2	UKR	Ukraine	2	0.164	43.37	Q	SB
			1 - KARANDYUK K (21 JUN 1986)		2 - STROHOVA N (26 DEC 1992)		
			3 - POVH O (18 OCT 1987)		4 - POHREBNYAK N (19 FEB 1988)		
3	RUS	Russia	8	0.164	43.47	Q	
			1 - PANTELEYEVA M (16 MAY 1989)		2 - RUSAKOVA N (12 DEC 1980)		
			3 - SAVLINIS Y (14 AUG 1987)		4 - SIVKOVA K (28 FEB 1997)		
4	IRL	Ireland	1	0.133	43.84		NR
			1 - FOSTER A (2 OCT 1988)		2 - PROPER K (1 MAY 1988)		
			3 - LAVIN S (28 MAY 1994)		4 - HEALY P (19 NOV 1994)		
5	NOR	Norway	7	0.175	44.29		NR
			1 - PEDERSEN I (27 JAN 1992)		2 - JENSEN C (16 JUN 1994)		
			3 - SLETTUM E (31 AUG 1986)		4 - OKPARAEBO E (3 MAR 1988)		
6	BUL	Bulgaria	3	0.162	44.53		SB
			1 - OKOLIYE K (5 JAN 1994)		2 - EFTIMOVA I (19 JUN 1988)		
			3 - DANKOVA M (21 JUN 1993)		4 - LALOVA I (18 MAY 1984)		
7	CRO	Croatia	5	0.156	45.47		
			1 - LONCAREK I (8 APR 1991)		2 - POKOS L (22 JAN 1994)		
			3 - DUDEK K (4 MAY 1994)		4 - ZUPA N (25 OCT 1994)		
	GER	Germany	6	0.167	DNF		
			1 - ELSLER J (7 JUN 1991)		2 - HAASE R (2 JAN 1993)		
			3 - LOFAMAKANDA PINTO (2 JUL 1992)		4 - SAILER V (16 OCT 1985)		

Qualified: First 3 in each heat (Q) and 2 best performers (q) advance to the Final

INTERNET Service: www.european-athletics.org

Timing, Measurement & Data Service by  **OMEGA**

Results

4x100m Relay Women
Final

17 AUG 2014 / 17:22

Rank	Nat	Nation	Lane	Reaction time	Result	
1	GBR	Great Britain & Ni	5	0.149	42.24	EL,NR
		1 - PHILIP A (25 OCT 1990) 3 - WILLIAMS J (28 SEP 1993)	2 - NELSON A (20 FEB 1991) 4 - HENRY D (26 AUG 1995)			
2	FRA	France	3	0.149	42.45	
		1 - DISTEL-BONNET C (25 JUL 1987) 3 - SOUMARÉ M (29 OCT 1986)	2 - IKUESAN A (15 MAY 1985) 4 - AKAKPO S (28 FEB 1994)			
3	RUS	Russia	7	0.157	43.22	SB
		1 - PANTELEYEVA M (16 MAY 1989) 3 - SAVLINIS Y (14 AUG 1987)	2 - RUSAKOVA N (12 DEC 1980) 4 - SIVKOVA K (28 FEB 1997)			
4	ITA	Italy	2	0.154	43.26	SB
		1 - CARAVELLI M (23 OCT 1981) 3 - AMIDEI M (8 APR 1991)	2 - SIRAGUSA I (23 JUN 1993) 4 - ALLOH A (21 JUL 1987)			
5	UKR	Ukraine	4	0.153	43.58	
		1 - KARANDYUK K (21 JUN 1986) 3 - POVH O (18 OCT 1987)	2 - STROHOVA N (26 DEC 1992) 4 - POHREBNYAK N (19 FEB 1988)			
6	SWE	Sweden	1	0.196	44.36	
		1 - EKELUND I (8 MAR 1997) 3 - BUSK D (11 AUG 1993)	2 - EURENIUS I (10 AUG 1989) 4 - NILSSON P (2 NOV 1992)			
	NED	Netherlands	6	0.180	DNF	
		1 - GHAFOR M (9 SEP 1992) 3 - VAN SCHAGEN T (2 FEB 1994)	2 - SCHIPPERS D (15 JUN 1992) 4 - SAMUEL J (24 APR 1992)			
	SUI	Switzerland	8	0.133	DNF	
		1 - KAMBUNDJI M (17 JUN 1992) 3 - SPRUNGER E (5 AUG 1986)	2 - LAVANCHY M (4 JAN 1990) 4 - SPRUNGER L (5 MAR 1990)			


Results

4x400m Relay Women
Round 1

16 AUG 2014 / 16:20

Rank	Nat	Nation	Lane	Result	
1	UKR	Ukraine	4	3:28.18	Q
		1 - PRYSTUPA D (26 NOV 1987) 3 - RYZHYKOVA H (24 NOV 1989)	2 - LYAKHOVA O (18 MAR 1992) 4 - STUY H (2 MAR 1988)		
2	RUS	Russia	6	3:28.42	Q SB
		1 - MIKHAILYUK M (29 JAN 1991) 3 - FIROVA T (10 OCT 1982)	2 - VESHKUROVA T (23 SEP 1981) 4 - ZADORINA K (2 MAR 1987)		
3	GBR	Great Britain & Ni	2	3:28.44	Q
		1 - DIAMOND E (6 NOV 1991) 3 - OHURUOGU V (28 FEB 1993)	2 - MASSEY K (1 NOV 1985) 4 - ADEOYE M (27 APR 1985)		
4	FRA	France	1	3:28.58	Q
		1 - PERROSSIER E (1 DEC 1990) 3 - ANACHARSIS P (17 DEC 1983)	2 - HURTIS M (25 MAR 1979) 4 - RAHAROLAHY A (11 JUL 1992)		
5	POL	Poland	1	3:29.79	Q
		1 - BAUMGART I (4 NOV 1989) 3 - BEDNAREK A (28 JUN 1988)	2 - WYCISZKIEWICZ P (8 JAN 1994) 4 - SWIETY J (3 DEC 1992)		
6	GER	Germany	3	3:30.39	q
		1 - SPELMEYER R (19 SEP 1990) 3 - LINDENBERG J (20 JAN 1987)	2 - SCHMIDT L (8 APR 1989) 4 - HOFFMANN L (25 MAR 1991)		
7	ITA	Italy	8	3:31.31	Q
		1 - CHIGBOGLU M (27 JUL 1989) 3 - BONFANTI E (7 SEP 1988)	2 - SPACCA M (20 MAR 1986) 4 - BAZZONI C (5 JUL 1984)		
8	BEL	Belgium	3	3:32.22	q
		1 - LIBERT L (11 DEC 1979) 3 - BORLÉE O (4 OCT 1986)	2 - EFONYE K (5 JAN 1994) 4 - GRILLET J (18 JUL 1994)		
9	ROU	Romania	6	3:33.84	
		1 - PASTOR A (5 MAY 1993) 3 - MOROSANU A (26 JUL 1986)	2 - NUNU M (10 MAY 1989) 4 - RAZOR B (8 AUG 1994)		
10	POR	Portugal	7	3:35.41	SB
		1 - MARTINS F (13 NOV 1992) 3 - ÉVORA D (28 MAY 1991)	2 - BARBOSA V (13 JAN 1989) 4 - AZEVEDO C (9 MAR 1994)		
11	LTU	Lithuania	2000	3:36.25	
		1 - MISIUNAITE E (12 APR 1991) 3 - STAIŠIUNAITE E (30 SEP 1988)	2 - MORAUŠKAITE M (2 OCT 1995) 4 - ŠERKŠNIENE A (18 FEB 1988)		
12	FIN	Finland	5	3:36.47	
		1 - MUSTOLA K (19 SEP 1992) 3 - AALTONEN S (23 FEB 1981)	2 - RÄSÄNEN E (27 JAN 1994) 4 - LAITINEN A (18 NOV 1989)		
13	NOR	Norway	8	3:36.57	
		1 - NORUM T (18 SEP 1991) 3 - SVORTEVIK V (18 MAY 1994)	2 - MJÅLAND T (30 JUN 1990) 4 - KLOSTER L (27 FEB 1990)		
14	SVK	Slovak Republic	4	3:39.55	
		1 - SALGOVICOVÁ S (22 FEB 1983) 3 - HOLLEYOVÁ A (20 MAY 1989)	2 - ŠTUKOVÁ A (7 FEB 1990) 4 - PUTALOVÁ I (24 MAR 1988)		
15	CRO	Croatia	5	3:42.96	
		1 - FILIPOVIC D (24 OCT 1998) 3 - POKOS L (22 JAN 1994)	2 - HIŽMAN M (8 AUG 1985) 4 - DUDEK K (4 MAY 1994)		
16	TUR	Turkey	2	3:48.10	
		1 - ENGIN B (18 OCT 1980) 3 - REDIF M (26 MAR 1989)	2 - KOYUNCU T (16 FEB 1991) 4 - KASAP M (1 MAY 1992)		

INTERNET Service: www.european-athletics.org

Timing, Measurement & Data Service by  OMEGA

printed at SUN 17 AUG 2014 18:49

Page 114 of 132

Results

4x400m Relay Women
Round 1 Heat 1/2

16 AUG 2014 / 16:20

Rank	Nat	Nation	Lane	Reaction time	Result
1	UKR	Ukraine	4	0.204	3:28.18 Q
1 - PRYSTUPA D (26 NOV 1987) 3 - RYZHYKOVA H (24 NOV 1989)			2 - LYAKHOVA O (18 MAR 1992) 4 - STUY H (2 MAR 1988)		
2	FRA	France	1	0.228	3:28.58 Q
1 - PERROSSIER E (1 DEC 1990) 3 - ANACHARSIS P (17 DEC 1983)			2 - HURTIS M (25 MAR 1979) 4 - RAHAROLAHY A (11 JUL 1992)		
3	ITA	Italy	8	0.198	3:31.31 Q
1 - CHIGBOGLU M (27 JUL 1989) 3 - BONFANTI E (7 SEP 1988)			2 - SPACCA M (20 MAR 1986) 4 - BAZZONI C (5 JUL 1984)		
4	BEL	Belgium	3	0.212	3:32.22 q
1 - LIBERT L (11 DEC 1979) 3 - BORLÉE O (4 OCT 1986)			2 - EFONYE K (5 JAN 1994) 4 - GRILLET J (18 JUL 1994)		
5	ROU	Romania	6	0.270	3:33.84
1 - PASTOR A (5 MAY 1993) 3 - MOROSANU A (26 JUL 1986)			2 - NUNU M (10 MAY 1989) 4 - RAZOR B (8 AUG 1994)		
6	POR	Portugal	7	0.176	3:35.41 SB
1 - MARTINS F (13 NOV 1992) 3 - ÉVORA D (28 MAY 1991)			2 - BARBOSA V (13 JAN 1989) 4 - AZEVEDO C (9 MAR 1994)		
7	FIN	Finland	5	0.179	3:36.47
1 - MUSTOLA K (19 SEP 1992) 3 - AALTONEN S (23 FEB 1981)			2 - RÄSÄNEN E (27 JAN 1994) 4 - LAITINEN A (18 NOV 1989)		
8	TUR	Turkey	2	0.232	3:48.10
1 - ENGIN B (18 OCT 1980) 3 - REDIF M (26 MAR 1989)			2 - KOYUNCU T (16 FEB 1991) 4 - KASAP M (1 MAY 1992)		


4x400m Relay Women
Round 1 Heat 2/2

16 AUG 2014 / 16:30

Rank	Nat	Nation	Lane	Result
1	RUS	Russia	6	3:28.42 Q SB
1 - MIKHAILYUK M (29 JAN 1991) 3 - FIROVA T (10 OCT 1982)			2 - VESHKUROVA T (23 SEP 1981) 4 - ZADORINA K (2 MAR 1987)	
2	GBR	Great Britain & Ni	2	3:28.44 Q
1 - DIAMOND E (6 NOV 1991) 3 - OHURUOGU V (28 FEB 1993)			2 - MASSEY K (1 NOV 1985) 4 - ADEOYE M (27 APR 1985)	
3	POL	Poland	1	3:29.79 Q
1 - BAUMGART I (4 NOV 1989) 3 - BEDNAREK A (28 JUN 1988)			2 - WYCISZKIEWICZ P (8 JAN 1994) 4 - SWIETY J (3 DEC 1992)	
4	GER	Germany	3	3:30.39 q
1 - SPELMEYER R (19 SEP 1990) 3 - LINDENBERG J (20 JAN 1987)			2 - SCHMIDT L (8 APR 1989) 4 - HOFFMANN L (25 MAR 1991)	
5	LTU	Lithuania	2000 7	3:36.25
1 - MISIUNAITE E (12 APR 1991) 3 - STAISIUNAITE E (30 SEP 1988)			2 - MORAUŠKAITE M (2 OCT 1995) 4 - ŠERKŠNIENE A (18 FEB 1988)	
6	NOR	Norway	8	3:36.57
1 - NORUM T (18 SEP 1991) 3 - SVORTEVIK V (18 MAY 1994)			2 - MJÅLAND T (30 JUN 1990) 4 - KLOSTER L (27 FEB 1990)	
7	SVK	Slovak Republic	4	3:39.55
1 - SALGOVICOVÁ S (22 FEB 1983) 3 - HOLLEYOVÁ A (20 MAY 1989)			2 - ŠTUKOVÁ A (7 FEB 1990) 4 - PUTALOVÁ I (24 MAR 1988)	
8	CRO	Croatia	5	3:42.96
1 - FILIPOVIC D (24 OCT 1998) 3 - POKOS L (22 JAN 1994)			2 - HIŽMAN M (8 AUG 1985) 4 - DUDEK K (4 MAY 1994)	

Qualified: First 3 in each heat (Q) and 2 best performers (q) advance to the Final

INTERNET Service: www.european-athletics.org

Timing, Measurement & Data Service by  OMEGA

Results

4x400m Relay Women
Final

17 AUG 2014 / 15:22


Rank	Nat	Nation	Lane	Reaction time	Result	
1	FRA	France	6	0.172	3:24.27	EL
			1 - GAYOT M (18 DEC 1989) 2 - HURTIS M (25 MAR 1979) 3 - RAHAROLAHY A (11 JUL 1992) 4 - GUEI F (2 MAY 1990)			
2	UKR	Ukraine	5	0.186	3:24.32	SB
			1 - PYHYDA N (30 JAN 1981) 2 - STUY H (2 MAR 1988) 3 - RYZHYKOVA H (24 NOV 1989) 4 - ZEMLYAK O (16 JAN 1990)			
3	GBR	Great Britain & Ni	4	0.210	3:24.34	SB
			1 - CHILD E (20 FEB 1987) 2 - MASSEY K (1 NOV 1985) 3 - COX S (22 JAN 1985) 4 - ADEOYE M (27 APR 1985)			
4	RUS	Russia	3	0.164	3:25.02	SB
			1 - TAMKOVA A (30 MAY 1990) 2 - VESHKUROVA T (23 SEP 1981) 3 - FIROVA T (10 OCT 1982) 4 - RENZHINA Y (18 OCT 1994)			
5	POL	Poland	7	0.198	3:25.73	SB
			1 - HOLUB M (30 OCT 1992) 2 - WYCISZKIEWICZ P (8 JAN 1994) 3 - LINKIEWICZ J (2 MAY 1990) 4 - SWIETY J (3 DEC 1992)			
6	GER	Germany	1	0.197	3:27.69	SB
			1 - CREMER E (29 MAR 1988) 2 - KLOPSCH C (21 AUG 1990) 3 - SCHMIDT L (8 APR 1989) 4 - SPELMEYER R (19 SEP 1990)			
7	ITA	Italy	8	0.194	3:28.30	
			1 - BAZZONI C (5 JUL 1984) 2 - SPACCA M (20 MAR 1986) 3 - BONFANTI E (7 SEP 1988) 4 - GRENOT L (12 JUL 1983)			
8	BEL	Belgium	2	0.207	3:31.82	SB
			1 - LIBERT L (11 DEC 1979) 2 - BORLÉE O (4 OCT 1986) 3 - EFONYE K (5 JAN 1994) 4 - GRILLET J (18 JUL 1994)			

Decathlon
100m

12 AUG 2014 / 10:11

Rank	Name	Nat	Date of Birth	Lane	Result	Points
1	FREIMUTH Rico	GER	14 MAR 1988	3	10.71	926
2	KAZMIREK Kai	GER	28 JAN 1991	4	10.75	917 PB
3	ABELE Arthur	GER	30 JUL 1986	6	10.90	883
3	SINTNICOLAAS Eelco	NED	7 APR 1987	1	10.90	883 SB
5	KASYANOV Oleksiy	UKR	26 AUG 1985	2	10.92	878
6	DISTELBERGER Dominik	AUT	16 MAR 1990	8	10.98	865
7	SHKURENYOV Ilya	RUS	11 JAN 1991	5	11.05	850
8	RIETVELD Pelle	NED	4 FEB 1985	9	11.07	845
9	MAYER Kevin	FRA	10 FEB 1992	3	11.10	838
10	QUERIN Gaël	FRA	26 JUN 1987	4	11.11	836
11	HELCELET Adam	CZE	27 OCT 1991	8	11.12	834
11	RAJA Andres	EST	2 JUN 1982	1	11.12	834 SB
13	SÝKORA Jirí	CZE	20 JAN 1995	1	11.13	832
14	MIKHAN Eduard	BLR	7 JUN 1989	7	11.15	827
15	GEFFROUAIIS Florian	FRA	5 DEC 1988	7	11.16	825
16	LUKÁŠ Marek	CZE	16 JUL 1991	4	11.19	819
17	ROSENQUIST Fabian	SWE	1 APR 1991	6	11.19	819
18	PITTMVILS Niels	BEL	18 JUL 1992	8	11.23	810 PB
18	SVIRIDOV Sergey	RUS	20 OCT 1990	5	11.23	810
20	BRYANT Ashley	GBR	17 MAY 1991	5	11.24	808
21	VAN DER PLAETSEN Thomas	BEL	24 DEC 1990	2	11.25	806
22	NILSSON Marcus	SWE	3 MAY 1991	6	11.30	795
23	KRAUCHANKA Andrei	BLR	4 JAN 1986	3	11.31	793 SB
24	RISE Lars Vikan	NOR	23 NOV 1988	2	11.40	774
25	ZSIVOCZKY Attila	HUN	29 APR 1977	7	11.52	748

INTERNET Service: www.european-athletics.org

Timing, Measurement & Data Service by  OMEGA

printed at SUN 17 AUG 2014 18:49

Page 116 of 132

Results

Decathlon

100m - Heat 1/3

12 AUG 2014 / 10:11

Wind: -1.1 m/s

Rank	Name	Nat	Date of Birth	Lane	Reaction time	Result	Points
1	QUERIN Gaël	FRA	26 JUN 1987	4	0.169	11.11	836
2	RAJA Andres	EST	2 JUN 1982	1	0.189	11.12	834 SB
3	PITTMVILS Niels	BEL	18 JUL 1992	8	0.130	11.23	810 PB
4	BRYANT Ashley	GBR	17 MAY 1991	5	0.218	11.24	808
5	NILSSON Marcus	SWE	3 MAY 1991	6	0.168	11.30	795
6	KRAUCHANKA Andrei	BLR	4 JAN 1986	3	0.146	11.31	793 SB
7	RISE Lars Vikan	NOR	23 NOV 1988	2	0.163	11.40	774
8	ZSIVOCZKY Attila	HUN	29 APR 1977	7	0.196	11.52	748

Decathlon

100m - Heat 2/3

12 AUG 2014 / 10:18

Wind: -0.9 m/s

Rank	Name	Nat	Date of Birth	Lane	Reaction time	Result	Points
1	SINTNICOLAAS Eelco	NED	7 APR 1987	1	0.184	10.90	883 SB
2	SHKURENYOV Ilya	RUS	11 JAN 1991	5	0.177	11.05	850
3	MAYER Kevin	FRA	10 FEB 1992	3	0.186	11.10	838
4	HELCELET Adam	CZE	27 OCT 1991	8	0.144	11.12	834
5	GEFFROUAIS Florian	FRA	5 DEC 1988	7	0.170	11.16	825
6	LUKÁŠ Marek	CZE	16 JUL 1991	4	0.162	11.19	819
7	ROSENQUIST Fabian	SWE	1 APR 1991	6	0.146	11.19	819
8	VAN DER PLAETSEN Thomas	BEL	24 DEC 1990	2	0.165	11.25	806

Decathlon

100m - Heat 3/3

12 AUG 2014 / 10:25

Wind: -1.9 m/s

Rank	Name	Nat	Date of Birth	Lane	Reaction time	Result	Points
1	FREIMUTH Rico	GER	14 MAR 1988	3	0.113	F ¹ 10.71	926
2	KAZMIREK Kai	GER	28 JAN 1991	4	0.127	10.75	917 PB
3	ABELE Arthur	GER	30 JUL 1986	6	0.147	10.90	883
4	KASYANOV Oleksiy	UKR	26 AUG 1985	2	0.153	10.92	878
5	DISTELBERGER Dominik	AUT	16 MAR 1990	8	0.154	10.98	865
6	RIETVELD Pelle	NED	4 FEB 1985	9	0.151	11.07	845
7	ŠYKORA Jiri	CZE	20 JAN 1995	1	0.152	11.13	832
8	MIKHAN Eduard	BLR	7 JUN 1989	7	0.167	11.15	827
9	SVIRIDOV Sergey	RUS	20 OCT 1990	5	0.199	11.23	810

Results

Decathlon
400m

12 AUG 2014 / 19:42

Rank	Name	Nat	Date of Birth	Lane	Result	Points
1	KAZMIREK Kai	GER	28 JAN 1991	8	47.34	941
2	SINTNICOLAAS Eelco	NED	7 APR 1987	6	48.44	888 SB
3	FREIMUTH Rico	GER	14 MAR 1988	4	48.53	884
4	ABELE Arthur	GER	30 JUL 1986	7	48.59	881 SB
5	QUERIN Gaël	FRA	26 JUN 1987	3	48.76	873
6	ROSENQUIST Fabian	SWE	1 APR 1991	6	48.86	868 SB
7	KASYANOV Oleksiy	UKR	26 AUG 1985	5	48.88	867
8	DISTELBERGER Dominik	AUT	16 MAR 1990	8	48.97	863
9	SHKURENYOV Ilya	RUS	11 JAN 1991	3	49.00	861 SB
10	GEFFROUAIS Florian	FRA	5 DEC 1988	4	49.19	852
11	MAYER Kevin	FRA	10 FEB 1992	2	49.23	850 SB
12	SVIRIDOV Sergey	RUS	20 OCT 1990	5	49.34	845
13	MIKHAN Eduard	BLR	7 JUN 1989	2	49.52	837
14	BRYANT Ashley	GBR	17 MAY 1991	5	49.88	820
15	HELCELET Adam	CZE	27 OCT 1991	7	50.07	811
16	LUKÁŠ Marek	CZE	16 JUL 1991	4	50.22	804
17	RIETVELD Pelle	NED	4 FEB 1985	7	50.33	799
18	VAN DER PLAETSEN Thomas	BEL	24 DEC 1990	3	50.41	796
19	PITTMOVILS Niels	BEL	18 JUL 1992	6	50.42	795
20	KRAUCHANKA Andrei	BLR	4 JAN 1986	2	50.53	790
21	ZSIVOCZKY Attila	HUN	29 APR 1977	6	51.06	766
22	RISE Lars Vikan	NOR	23 NOV 1988	4	YC 51.09	765
23	RAJA Andres	EST	2 JUN 1982	5	51.28	757
	NILSSON Marcus	SWE	3 MAY 1991	7	DNS	
	SÝKORA Jirí	CZE	20 JAN 1995	3	DNS	

Decathlon
400m - Heat 1/4

12 AUG 2014 / 19:42

Rank	Name	Nat	Date of Birth	Lane	Reaction time	Result	Points
1	ABELE Arthur	GER	30 JUL 1986	7	0.153	48.59	881 SB
2	KASYANOV Oleksiy	UKR	26 AUG 1985	5	0.152	48.88	867
3	GEFFROUAIS Florian	FRA	5 DEC 1988	4	0.165	49.19	852
4	MIKHAN Eduard	BLR	7 JUN 1989	2	0.164	49.52	837
5	PITTMOVILS Niels	BEL	18 JUL 1992	6	0.143	50.42	795
	SÝKORA Jirí	CZE	20 JAN 1995	3		DNS	

Decathlon
400m - Heat 2/4

12 AUG 2014 / 19:49

Rank	Name	Nat	Date of Birth	Lane	Reaction time	Result	Points
1	SINTNICOLAAS Eelco	NED	7 APR 1987	6	0.187	48.44	888 SB
2	FREIMUTH Rico	GER	14 MAR 1988	4	0.146	48.53	884
3	QUERIN Gaël	FRA	26 JUN 1987	3	0.186	48.76	873
4	DISTELBERGER Dominik	AUT	16 MAR 1990	8	0.159	48.97	863
5	BRYANT Ashley	GBR	17 MAY 1991	5	0.214	49.88	820
6	RIETVELD Pelle	NED	4 FEB 1985	7	0.138	50.33	799

Results

Decathlon

400m - Heat 3/4

12 AUG 2014 / 19:56

Rank	Name	Nat	Date of Birth	Lane	Reaction time	Result	Points
1	SHKURENYOV Ilya	RUS	11 JAN 1991	3	0.156	49.00	861 SB
2	KRAUCHANKA Andrei	BLR	4 JAN 1986	2	0.165	50.53	790
3	ZSIVOCZKY Attila	HUN	29 APR 1977	6	0.178	51.06	766
4	RISE Lars Vikan	NOR	23 NOV 1988	4	0.200 F ¹	51.09	765
5	RAJA Andres	EST	2 JUN 1982	5	0.186	51.28	757
	NILSSON Marcus	SWE	3 MAY 1991	7		DNS	

Decathlon

400m - Heat 4/4

12 AUG 2014 / 20:03

Rank	Name	Nat	Date of Birth	Lane	Reaction time	Result	Points
1	KAZMIREK Kai	GER	28 JAN 1991	8	0.160	47.34	941
2	ROSENQUIST Fabian	SWE	1 APR 1991	6	0.146	48.86	868 SB
3	MAYER Kevin	FRA	10 FEB 1992	2	0.159	49.23	850 SB
4	SVIRIDOV Sergey	RUS	20 OCT 1990	5	0.153	49.34	845
5	HELCELET Adam	CZE	27 OCT 1991	7	0.153	50.07	811
6	LUKÁŠ Marek	CZE	16 JUL 1991	4	0.192	50.22	804
7	VAN DER PLAETSEN Thomas	BEL	24 DEC 1990	3	0.164	50.41	796

Decathlon


1500m

13 AUG 2014 / 21:40

Rank	Name	Nat	Date of Birth	Order	Result	Points
1	QUERIN Gaël	FRA	26 JUN 1987	5	4:14.73	848 SB
2	ABELE Arthur	GER	30 JUL 1986	11	4:20.37	809 SB
3	GEFFROUAIS Florian	FRA	5 DEC 1988	2	4:23.84	786
4	MAYER Kevin	FRA	10 FEB 1992	13	4:24.16	783 SB
5	KASYANOV Olexsiy	UKR	26 AUG 1985	17	4:30.76	740 SB
6	SINTNICOLAAS Eelco	NED	7 APR 1987	6	4:30.95	738
7	RISE Lars Vikan	NOR	23 NOV 1988	4	4:32.77	727 SB
8	ZSIVOCZKY Attila	HUN	29 APR 1977	10	4:33.04	725 SB
9	ROSENQUIST Fabian	SWE	1 APR 1991	14	4:34.79	713
10	SHKURENYOV Ilya	RUS	11 JAN 1991	19	4:35.89	706 SB
11	DISTELBERGER Dominik	AUT	16 MAR 1990	12	4:37.22	698
12	PITTMOVILS Niels	BEL	18 JUL 1992	15	4:38.57	689
13	KAZMIREK Kai	GER	28 JAN 1991	7	4:38.67	689
14	KRAUCHANKA Andrei	BLR	4 JAN 1986	18	4:39.39	684
15	LUKÁŠ Marek	CZE	16 JUL 1991	16	4:41.16	673
16	HELCELET Adam	CZE	27 OCT 1991	9	4:44.33	653
17	VAN DER PLAETSEN Thomas	BEL	24 DEC 1990	3	4:48.18	630
18	RAJA Andres	EST	2 JUN 1982	8	4:59.08	565 SB
19	FREIMUTH Rico	GER	14 MAR 1988	1	4:59.27	564

Intermediate times:

INTERNET Service: www.european-athletics.org

Timing, Measurement & Data Service by  OMEGA

printed at SUN 17 AUG 2014 18:49

Page 119 of 132

Results

Decathlon
1500m

13 AUG 2014 / 21:40

Rank	Name	Nat	Date of Birth	Order	Result	Points
1	QUERIN Gaël	FRA	26 JUN 1987	5	4:14.73	848 SB
2	ABELE Arthur	GER	30 JUL 1986	11	4:20.37	809 SB
3	GEFFROUAIS Florian	FRA	5 DEC 1988	2	4:23.84	786
4	MAYER Kevin	FRA	10 FEB 1992	13	4:24.16	783 SB
5	KASYANOV Oleksiy	UKR	26 AUG 1985	17	4:30.76	740 SB
6	SINTNICOLAAS Eelco	NED	7 APR 1987	6	4:30.95	738
7	RISE Lars Vikan	NOR	23 NOV 1988	4	4:32.77	727 SB
8	ZSIVOCZKY Attila	HUN	29 APR 1977	10	4:33.04	725 SB
9	ROSENQUIST Fabian	SWE	1 APR 1991	14	4:34.79	713
10	SHKURENYOV Ilya	RUS	11 JAN 1991	19	4:35.89	706 SB
11	DISTELBERGER Dominik	AUT	16 MAR 1990	12	4:37.22	698
12	PITTMOVILS Niels	BEL	18 JUL 1992	15	4:38.57	689
13	KAZMIREK Kai	GER	28 JAN 1991	7	4:38.67	689
14	KRAUCHANKA Andrei	BLR	4 JAN 1986	18	4:39.39	684
15	LUKÁŠ Marek	CZE	16 JUL 1991	16	4:41.16	673
16	HELCELET Adam	CZE	27 OCT 1991	9	4:44.33	653
17	VAN DER PLAETSEN Thomas	BEL	24 DEC 1990	3	4:48.18	630
18	RAJA Andres	EST	2 JUN 1982	8	4:59.08	565 SB
19	FREIMUTH Rico	GER	14 MAR 1988	1	4:59.27	564


Intermediate times: 400m 1:10.00 GEFFROUAIS Florian (FRA)
800m 2:19.05 QUERIN Gaël (FRA)
1200m 3:26.01 QUERIN Gaël (FRA)

Decathlon
110m Hurdles

13 AUG 2014 / 10:05

Rank	Name	Nat	Date of Birth	Lane	Result	Points
1	ABELE Arthur	GER	30 JUL 1986	6	13.55	1033 CB
2	FREIMUTH Rico	GER	14 MAR 1988	4	13.63	1023 PB
3	KASYANOV Oleksiy	UKR	26 AUG 1985	1	13.95	981 PB
4	KAZMIREK Kai	GER	28 JAN 1991	9	14.05	968 PB
5	SINTNICOLAAS Eelco	NED	7 APR 1987	8	14.12	959
6	SHKURENYOV Ilya	RUS	11 JAN 1991	6	14.14	957 SB
7	KRAUCHANKA Andrei	BLR	4 JAN 1986	5	14.20	949
8	QUERIN Gaël	FRA	26 JUN 1987	5	14.23	945
9	DISTELBERGER Dominik	AUT	16 MAR 1990	5	14.25	942 SB
10	MAYER Kevin	FRA	10 FEB 1992	7	14.28	939 =SB
11	RAJA Andres	EST	2 JUN 1982	2	14.35	930
12	HELCELET Adam	CZE	27 OCT 1991	7	14.39	925
13	RIETVELD Pelle	NED	4 FEB 1985	3	14.54	906
14	PITTMOVILS Niels	BEL	18 JUL 1992	3	14.63	895
15	LUKÁŠ Marek	CZE	16 JUL 1991	4	14.67	890
16	GEFFROUAIS Florian	FRA	5 DEC 1988	2	14.82	871 PB
17	VAN DER PLAETSEN Thomas	BEL	24 DEC 1990	2	14.85	868
18	BRYANT Ashley	GBR	17 MAY 1991	9	14.87	865
19	SVIRIDOV Sergey	RUS	20 OCT 1990	7	15.02	847
20	ROSENQUIST Fabian	SWE	1 APR 1991	6	15.03	846
21	MIKHAN Eduard	BLR	7 JUN 1989	8	15.12	835
22	ZSIVOCZKY Attila	HUN	29 APR 1977	4	15.26	818 =SB
23	RISE Lars Vikan	NOR	23 NOV 1988	3	15.74	762
	NILSSON Marcus	SWE	3 MAY 1991	8	DNS	
	ŠYKORA Jirí	CZE	20 JAN 1995	9	DNS	

INTERNET Service: www.european-athletics.org

Timing, Measurement & Data Service by  OMEGA

printed at SUN 17 AUG 2014 18:49

Page 120 of 132

Results

Decathlon

110m Hurdles - Heat 1/3

13 AUG 2014 / 10:05

Wind: +0.1 m/s

Rank	Name	Nat	Date of Birth	Lane	Reaction time	Result	Points
1	KRAUCHANKA Andrei	BLR	4 JAN 1986	5	0.143	14.20	949
2	GEFFROUAIS Florian	FRA	5 DEC 1988	2	0.161	14.82	871 PB
3	SVIRIDOV Sergey	RUS	20 OCT 1990	7	0.137	15.02	847
4	ROSENQUIST Fabian	SWE	1 APR 1991	6	0.136	15.03	846
5	ZSIVOCZKY Attila	HUN	29 APR 1977	4	0.157	15.26	818 =SB
6	RISE Lars Vikan	NOR	23 NOV 1988	3	0.141	15.74	762
	NILSSON Marcus	SWE	3 MAY 1991	8		DNS	
	ŠYKORA Jiri	CZE	20 JAN 1995	9		DNS	

Decathlon

110m Hurdles - Heat 2/3

13 AUG 2014 / 10:13

Wind: +0.6 m/s

Rank	Name	Nat	Date of Birth	Lane	Reaction time	Result	Points
1	SHKURENYOV Ilya	RUS	11 JAN 1991	6	0.154	14.14	957 SB
2	DISTELBERGER Dominik	AUT	16 MAR 1990	5	0.144	14.25	942 SB
3	HELCELET Adam	CZE	27 OCT 1991	7	0.145	14.39	925
4	PITTMOVILS Niels	BEL	18 JUL 1992	3	0.149	14.63	895
5	LUKÁŠ Marek	CZE	16 JUL 1991	4	0.169	14.67	890
6	VAN DER PLAETSEN Thomas	BEL	24 DEC 1990	2	0.146	14.85	868
7	BRYANT Ashley	GBR	17 MAY 1991	9	0.218	14.87	865
8	MIKHAN Eduard	BLR	7 JUN 1989	8	0.149	15.12	835

Decathlon

110m Hurdles - Heat 3/3

13 AUG 2014 / 10:20

Wind: +0.5 m/s

Rank	Name	Nat	Date of Birth	Lane	Reaction time	Result	Points
1	ABELE Arthur	GER	30 JUL 1986	6	0.121	13.55	1033 CB
2	FREIMUTH Rico	GER	14 MAR 1988	4	0.147	13.63	1023 PB
3	KASYANOV Oleksiy	UKR	26 AUG 1985	1	0.135	13.95	981 PB
4	KAZMIREK Kai	GER	28 JAN 1991	9	0.149	14.05	968 PB
5	SINTNICOLAAS Eelco	NED	7 APR 1987	8	0.161	14.12	959
6	QUERIN Gaël	FRA	26 JUN 1987	5	0.140	14.23	945
7	MAYER Kevin	FRA	10 FEB 1992	7	0.136	14.28	939 =SB
8	RAJA Andres	EST	2 JUN 1982	2	0.180	14.35	930
9	RIETVELD Pelle	NED	4 FEB 1985	3	0.124	14.54	906

Results

Decathlon
High Jump

12 AUG 2014 / 17:20

Rank	Name	Nat	Date of Birth	Order	Result	Points
1	KRAUCHANKA Andrei	BLR	4 JAN 1986	12	2.22	1012 =CB
2	KAZMIREK Kai	GER	28 JAN 1991	8	2.13	925
3	VAN DER PLAETSEN Thomas	BEL	24 DEC 1990	9	2.10	896 SB
4	SHKURENYOV Ilya	RUS	11 JAN 1991	11	2.10	896 PB
5	RAJA Andres	EST	2 JUN 1982	3	2.04	840 =PB
6	RISE Lars Vikan	NOR	23 NOV 1988	4	2.04	840
7	ZSIVOCZKY Attila	HUN	29 APR 1977	5	2.04	840
8	MAYER Kevin	FRA	10 FEB 1992	13	2.01	813
9	SINTNICOLAAS Eelco	NED	7 APR 1987	11	2.01	813 SB
10	ABELE Arthur	GER	30 JUL 1986	7	1.98	785 SB
10	QUERIN Gaël	FRA	26 JUN 1987	10	1.98	785
12	DISTELBERGER Dominik	AUT	16 MAR 1990	1	1.98	785
12	HELCELET Adam	CZE	27 OCT 1991	12	1.98	785
14	FREIMUTH Rico	GER	14 MAR 1988	6	1.98	785 SB
15	KASYANOV Oleksiy	UKR	26 AUG 1985	6	1.98	785
16	ROSENQUIST Fabian	SWE	1 APR 1991	7	1.98	785
17	PITTMOVILS Niels	BEL	18 JUL 1992	5	1.98	785 =SB
18	MIKHAN Eduard	BLR	7 JUN 1989	4	1.95	758 =SB
19	SVIRIDOV Sergey	RUS	20 OCT 1990	3	1.95	758
20	GEFFROUAIS Florian	FRA	5 DEC 1988	10	1.95	758 SB
21	BRYANT Ashley	GBR	17 MAY 1991	8	1.92	731
22	LUKÁŠ Marek	CZE	16 JUL 1991	1	1.92	731 PB
23	NILSSON Marcus	SWE	3 MAY 1991	9	1.89	705
24	RIETVELD Pelle	NED	4 FEB 1985	2	1.77	602
	ŠÝKORA Jirí	CZE	20 JAN 1995	2	DNS	

		1.74	1.77	1.80	1.83	1.86	1.89	1.92	1.95	1.98	2.01	2.04	2.07	2.10	2.13	2.16	2.19	2.22	2.25
1	KRAUCHANKA A	-	-	-	-	-	-	-	-	-	0	-	0	0	0	0	0	0	xxf
2	KAZMIREK K	-	-	-	-	-	-	-	0	-	0	-	xo	0	xxo	xxx			
3	VAN DER PLAETSEN T	-	-	-	-	-	-	-	0	-	0	0	0	xxo	xxx				
4	SHKURENYOV I	-	-	-	-	-	0	0	xo	0	0	xo	xxo	xxo	xxx				
5	RAJA A	-	-	-	-	-	0	0	0	0	0	0	0	xxx					
6	RISE L	-	-	-	-	0	-	0	0	0	0	xo	xxx						
7	ZSIVOCZKY A	-	-	-	-	-	0	-	0	xxo	xxo	xxx							
8	MAYER K	-	-	-	-	-	0	-	0	-	0	xxx							
9	SINTNICOLAAS E	-	-	-	-	0	xo	0	xo	0	xo	xxx							
10	ABELE A	-	-	-	-	0	0	xo	0	0	xxf								
10	QUERIN G	-	-	-	-	0	0	0	xo	0	xxx								
12	DISTELBERGER D	-	-	-	-	0	0	xo	xo	0	xxx								
12	HELCELET A	-	-	-	-	-	0	0	xxo	0	xxx								
14	FREIMUTH R	-	-	0	0	xo	0	xxo	xxo	xo	xxx								
15	KASYANOV O	-	-	-	-	-	0	-	0	xxo	xxx								
16	ROSENQUIST F	-	-	-	-	0	-	0	xo	xxo	xxx								
17	PITTMOVILS N	-	-	-	-	0	xo	xo	xxo	xxo	xxx								
18	MIKHAN E	-	-	-	-	0	-	0	0	xxx									
19	SVIRIDOV S	-	-	0	0	0	xxo	xxo	0	xxx									
20	GEFFROUAIS F	-	-	-	0	0	xo	xo	xo	xxx									
21	BRYANT A	-	-	0	-	0	0	0	xxx										
22	LUKÁŠ M	-	-	0	0	0	0	0	xo	xxx									
23	NILSSON M	-	-	-	-	0	xo	xxx											
24	RIETVELD P	-	0	xxx															
	ŠÝKORA J																		

Results

Decathlon

High Jump - Group A

12 AUG 2014 / 17:20

Rank	Name	Nat	Date of Birth	Order	Result	Points
1	KRAUCHANKA Andrei	BLR	4 JAN 1986	12	2.22	1012 =CB
2	RAJA Andres	EST	2 JUN 1982	3	2.04	840 =PB
3	SINTNICOLAAS Eelco	NED	7 APR 1987	11	2.01	813 SB
4	ABELE Arthur	GER	30 JUL 1986	7	1.98	785 SB
5	FREIMUTH Rico	GER	14 MAR 1988	6	1.98	785 SB
6	PITTMVILS Niels	BEL	18 JUL 1992	5	1.98	785 =SB
7	MIKHAN Eduard	BLR	7 JUN 1989	4	1.95	758 =SB
8	GEFFROUAIS Florian	FRA	5 DEC 1988	10	1.95	758 SB
9	BRYANT Ashley	GBR	17 MAY 1991	8	1.92	731
10	LUKÁŠ Marek	CZE	16 JUL 1991	1	1.92	731 PB
11	NILSSON Marcus	SWE	3 MAY 1991	9	1.89	705
12	RIETVELD Pelle	NED	4 FEB 1985	2	1.77	602

	1.74	1.77	1.80	1.83	1.86	1.89	1.92	1.95	1.98	2.01	2.04	2.07	2.10	2.13	2.16	2.19	2.22	2.25
1	KRAUCHANKA A	-	-	-	-	-	-	-	-	0	-	0	0	0	0	0	0	xxx
2	RAJA A	-	-	-	-	0	0	0	0	0	0	xxx						
3	SINTNICOLAAS E	-	-	-	-	0	xo	0	xo	0	xo	xxx						
4	ABELE A	-	-	-	0	0	xo	0	0	xxx								
5	FREIMUTH R	-	-	0	0	xo	0	xxo	xxo	xo	xxx							
6	PITTMVILS N	-	-	-	-	0	xo	xo	xxo	xxo	xxx							
7	MIKHAN E	-	-	-	-	0	-	0	xxx									
8	GEFFROUAIS F	-	-	-	0	0	xo	xo	xo	xxx								
9	BRYANT A	-	-	0	-	0	0	0	xxx									
10	LUKÁŠ M	-	-	0	0	0	0	xo	xxx									
11	NILSSON M	-	-	-	-	0	xo	xxx										
12	RIETVELD P	-	0	xxx														

Decathlon


High Jump - Group B

12 AUG 2014 / 17:20

Rank	Name	Nat	Date of Birth	Order	Result	Points
1	KAZMIREK Kai	GER	28 JAN 1991	8	2.13	925
2	VAN DER PLAETSEN Thomas	BEL	24 DEC 1990	9	2.10	896 SB
3	SHKURENYOV Ilya	RUS	11 JAN 1991	11	2.10	896 PB
4	RISE Lars Vikan	NOR	23 NOV 1988	4	2.04	840
5	ZSIVOCZKY Attila	HUN	29 APR 1977	5	2.04	840
6	MAYER Kevin	FRA	10 FEB 1992	13	2.01	813
7	QUERIN Gaël	FRA	26 JUN 1987	10	1.98	785
8	DISTELBERGER Dominik	AUT	16 MAR 1990	1	1.98	785
8	HELCELET Adam	CZE	27 OCT 1991	12	1.98	785
10	KASYANOV Oleksiy	UKR	26 AUG 1985	6	1.98	785
11	ROSENQUIST Fabian	SWE	1 APR 1991	7	1.98	785
12	SVIRIDOV Sergey	RUS	20 OCT 1990	3	1.95	758
	ŠYKORA Jirí	CZE	20 JAN 1995	2	DNS	

	1.74	1.77	1.80	1.83	1.86	1.89	1.92	1.95	1.98	2.01	2.04	2.07	2.10	2.13	2.16
1	KAZMIREK K	-	-	-	-	-	-	0	-	0	-	xo	0	xxo	xxx
2	VAN DER PLAETSEN T	-	-	-	-	-	-	0	-	0	0	0	xxo	xxx	
3	SHKURENYOV I	-	-	-	-	-	0	xo	0	0	xo	xxo	xxo	xxx	
4	RISE L	-	-	-	0	-	0	0	0	0	xo	xxx			
5	ZSIVOCZKY A	-	-	-	-	-	0	-	0	xxo	xxx	xxx			
6	MAYER K	-	-	-	-	-	0	-	0	0	xxx				
7	QUERIN G	-	-	-	0	0	0	xo	0	xxx					
8	DISTELBERGER D	-	-	-	0	0	xo	xo	0	xxx					
8	HELCELET A	-	-	-	-	0	0	xxo	0	xxx					
10	KASYANOV O	-	-	-	-	0	-	0	xxo	xxx					
11	ROSENQUIST F	-	-	-	0	-	0	xo	xxo	xxx					
12	SVIRIDOV S	-	-	0	0	0	xxo	xxo	0	xxx					
	ŠYKORA J														

INTERNET Service: www.european-athletics.org

Timing, Measurement & Data Service by  OMEGA

Results

Decathlon
Pole Vault

13 AUG 2014 / 18:30

Rank	Name	Nat	Date of Birth	Order	Result	Points
1	SINTNICOLAAS Eelco	NED	7 APR 1987	4	5.40	1035 SB
2	MAYER Kevin	FRA	10 FEB 1992	6	5.20	972 =PB
3	SHKURENYOV Ilya	RUS	11 JAN 1991	5	5.20	972 SB
4	VAN DER PLAETSEN Thomas	BEL	24 DEC 1990	10	5.20	972
5	PITTMVILS Niels	BEL	18 JUL 1992	13	5.10	941 SB
6	KRAUCHANKA Andrei	BLR	4 JAN 1986	11	5.10	941
7	QUERIN Gaël	FRA	26 JUN 1987	12	4.90	880
8	DISTELBERGER Dominik	AUT	16 MAR 1990	2	4.90	880 =PB
9	FREIMUTH Rico	GER	14 MAR 1988	4	4.80	849
10	ABELE Arthur	GER	30 JUL 1986	1	4.70	819
11	HELCELET Adam	CZE	27 OCT 1991	11	4.60	790
11	KASYANOV Oleksiy	UKR	26 AUG 1985	9	4.60	790
13	GEFFROUAIIS Florian	FRA	5 DEC 1988	7	4.60	790 =SB
13	KAZMIREK Kai	GER	28 JAN 1991	9	4.60	790
15	ROSENQUIST Fabian	SWE	1 APR 1991	1	4.50	760
16	RISE Lars Vikan	NOR	23 NOV 1988	3	4.50	760
17	LUKÁŠ Marek	CZE	16 JUL 1991	8	4.50	760
18	ZSIVOCZKY Attila	HUN	29 APR 1977	10	4.40	731
19	MIKHAN Eduard	BLR	7 JUN 1989	3	4.40	731
20	SVIRIDOV Sergey	RUS	20 OCT 1990	6	4.30	702
21	RAJA Andres	EST	2 JUN 1982	2	4.30	702
	BRYANT Ashley	GBR	17 MAY 1991	5	DNS	
	NILSSON Marcus	SWE	3 MAY 1991	7	DNS	
	RIETVELD Pelle	NED	4 FEB 1985	8	DNS	
	SÝKORA Jirí	CZE	20 JAN 1995	12	DNS	

		4.00	4.10	4.20	4.30	4.40	4.50	4.60	4.70	4.80	4.90	5.00	5.10	5.20	5.30	5.40	5.50
1	SINTNICOLAAS E	-	-	-	-	-	-	-	-	-	-	0	-	XXO	XO	0	XXX
2	MAYER K	-	-	-	-	-	-	-	-	-	0	-	0	XO	XXX		
3	SHKURENYOV I	-	-	-	-	-	-	-	XO	0	0	0	0	XO	XXX		
4	VAN DER PLAETSEN T	-	-	-	-	-	-	-	-	-	-	XO	0	XXO	XXX		
5	PITTMVILS N	-	-	-	-	-	-	0	-	0	-	0	XXO	XXX			
6	KRAUCHANKA A	-	-	-	-	-	-	-	0	-	XXO	0	XXO	XXX			
7	QUERIN G	-	-	-	-	-	-	0	-	0	0	XXX					
8	DISTELBERGER D	-	-	-	-	-	-	0	XO	XXO	0	XXX					
9	FREIMUTH R	-	-	-	-	-	-	0	0	XXO	XXX						
10	ABELE A	-	-	-	-	-	-	XXO	XXO	-	XXX						
11	HELCELET A	-	-	-	-	-	0	0	XXX								
11	KASYANOV O	-	-	-	-	0	-	0	XXX								
13	GEFFROUAIIS F	-	-	-	-	0	-	XO	XXX								
13	KAZMIREK K	-	-	-	-	-	-	XO	-	XXX							
15	ROSENQUIST F	-	-	-	0	-	0	XXX									
16	RISE L	-	-	0	0	0	XXO	XXX									
17	LUKÁŠ M	-	-	XO	0	XO	XXO	XXX									
18	ZSIVOCZKY A	-	-	0	XXO	XO	XXX										
19	MIKHAN E	-	-	-	-	XXO	-	XXF									
20	SVIRIDOV S	XXO	0	XXO	0	XF											
21	RAJA A	-	-	XXO	XXO	XXX											
	BRYANT A																
	NILSSON M																
	RIETVELD P																
	SÝKORA J																

Results

Decathlon

Pole Vault - Group A

13 AUG 2014 / 18:30

Rank	Name	Nat	Date of Birth	Order	Result	Points
1	KRAUCHANKA Andrei	BLR	4 JAN 1986	11	5.10	941
2	FREIMUTH Rico	GER	14 MAR 1988	4	4.80	849
3	KASYANOV Oleksiy	UKR	26 AUG 1985	9	4.60	790
4	GEFFROUAIS Florian	FRA	5 DEC 1988	7	4.60	790 =SB
5	ROSENQUIST Fabian	SWE	1 APR 1991	1	4.50	760
6	RISE Lars Vikan	NOR	23 NOV 1988	3	4.50	760
7	LUKÁŠ Marek	CZE	16 JUL 1991	8	4.50	760
8	ZSIVOCZKY Attila	HUN	29 APR 1977	10	4.40	731
9	SVIRIDOV Sergey	RUS	20 OCT 1990	6	4.30	702
10	RAJA Andres	EST	2 JUN 1982	2	4.30	702
	BRYANT Ashley	GBR	17 MAY 1991	5	DNS	
	SYKORA Jiri	CZE	20 JAN 1995	12	DNS	

		4.00	4.10	4.20	4.30	4.40	4.50	4.60	4.70	4.80	4.90	5.00	5.10	5.20
1	KRAUCHANKA A	-	-	-	-	-	-	-	0	-	XXO	0	XXO	XXX
2	FREIMUTH R	-	-	-	-	-	-	0	0	XXO	XXX			
3	KASYANOV O	-	-	-	-	0	-	0	XXX					
4	GEFFROUAIS F	-	-	-	-	0	-	XO	XXX					
5	ROSENQUIST F	-	-	-	0	-	0	XXX						
6	RISE L	-	-	0	0	0	XXO	XXX						
7	LUKÁŠ M	-	-	XO	0	XO	XXO	XXX						
8	ZSIVOCZKY A	-	-	0	XXO	XO	XXX							
9	SVIRIDOV S	XXO	0	XXO	0	Xr								
10	RAJA A	-	-	XXO	XXO	XXX								
	BRYANT A													
	SYKORA J													

Decathlon


Pole Vault - Group B

13 AUG 2014 / 18:30

Rank	Name	Nat	Date of Birth	Order	Result	Points
1	SINTNICOLAAS Eelco	NED	7 APR 1987	4	5.40	1035 SB
2	MAYER Kevin	FRA	10 FEB 1992	6	5.20	972 =PB
3	SHKURENYOV Ilya	RUS	11 JAN 1991	5	5.20	972 SB
4	VAN DER PLAETSEN Thomas	BEL	24 DEC 1990	10	5.20	972
5	PITTMVILS Niels	BEL	18 JUL 1992	13	5.10	941 SB
6	QUERIN Gaël	FRA	26 JUN 1987	12	4.90	880
7	DISTELBERGER Dominik	AUT	16 MAR 1990	2	4.90	880 =PB
8	ABELE Arthur	GER	30 JUL 1986	1	4.70	819
9	HELCELET Adam	CZE	27 OCT 1991	11	4.60	790
10	KAZMIREK Kai	GER	28 JAN 1991	9	4.60	790
11	MIKHAN Eduard	BLR	7 JUN 1989	3	4.40	731
	NILSSON Marcus	SWE	3 MAY 1991	7	DNS	
	RIETVELD Pelle	NED	4 FEB 1985	8	DNS	

		4.00	4.10	4.20	4.30	4.40	4.50	4.60	4.70	4.80	4.90	5.00	5.10	5.20	5.30	5.40	5.50
1	SINTNICOLAAS E	-	-	-	-	-	-	-	-	-	0	-	XXO	XO	0	XXX	
2	MAYER K	-	-	-	-	-	-	-	-	0	0	0	XO	XXX			
3	SHKURENYOV I	-	-	-	-	-	-	XO	0	0	0	0	XO	XXX			
4	VAN DER PLAETSEN T	-	-	-	-	-	-	-	-	-	XO	0	XXO	XXX			
5	PITTMVILS N	-	-	-	-	-	0	-	0	-	0	XXO	XXX				
6	QUERIN G	-	-	-	-	-	0	-	0	0	XXX						
7	DISTELBERGER D	-	-	-	-	-	0	XO	XXO	0	XXX						
8	ABELE A	-	-	-	-	-	XXO	XXO	-	XXX							
9	HELCELET A	-	-	-	-	0	0	XXX									
10	KAZMIREK K	-	-	-	-	-	XO	-	XXX								
11	MIKHAN E	-	-	-	XXO	-	XXr										
	NILSSON M																
	RIETVELD P																

INTERNET Service: www.european-athletics.org

Timing, Measurement & Data Service by  OMEGA

printed at SUN 17 AUG 2014 18:49

Page 125 of 132

Results


Decathlon
Long Jump

12 AUG 2014 / 11:35

Rank	Name	Nat	Date of Birth	Order	Result	Points
1	KAZMIREK Kai	GER	28 JAN 1991	7	7.68	980 PB
2	MAYER Kevin	FRA	10 FEB 1992	6	7.65	972 PB
3	SINTNICOLAAS Eelco	NED	7 APR 1987	12	7.65	972 =PB
4	KASYANOV Oleksiy	UKR	26 AUG 1985	1	7.64	970 SB
5	KRAUCHANKA Andrei	BLR	4 JAN 1986	3	7.63	967
6	QUERIN Gaël	FRA	26 JUN 1987	6	7.59	957 PB
7	ABELE Arthur	GER	30 JUL 1986	12	7.55	947 PB
8	VAN DER PLAETSEN Thomas	BEL	24 DEC 1990	13	7.54	945
9	ROSENQUIST Fabian	SWE	1 APR 1991	5	7.51	937 SB
10	SHKURENYOV Ilya	RUS	11 JAN 1991	3	7.50	935 SB
11	SVIRIDOV Sergey	RUS	20 OCT 1990	8	7.39	908
12	BRYANT Ashley	GBR	17 MAY 1991	11	7.39	908
13	FREIMUTH Rico	GER	14 MAR 1988	4	7.36	900 SB
14	HELCELET Adam	CZE	27 OCT 1991	10	7.34	896 SB
15	RAJA Andres	EST	2 JUN 1982	1	7.28	881 SB
16	MIKHAN Eduard	BLR	7 JUN 1989	2	7.27	878 SB
17	RISE Lars Vikan	NOR	23 NOV 1988	9	7.21	864
18	DISTELBERGER Dominik	AUT	16 MAR 1990	9	7.21	864
19	SYKORA Jiri	CZE	20 JAN 1995	10	7.02	818
20	RIETVELD Pelle	NED	4 FEB 1985	11	7.00	814
21	LUKÁŠ Marek	CZE	16 JUL 1991	7	6.96	804
22	GEFFROUAIS Florian	FRA	5 DEC 1988	8	6.89	788
23	PITTMOVILS Niels	BEL	18 JUL 1992	2	6.88	785
24	ZSIVOCZKY Attila	HUN	29 APR 1977	4	6.65	732
25	NILSSON Marcus	SWE	3 MAY 1991	5	6.59	718

	1	2	3
1	KAZMIREK K 7.25 (+0.1)	7.68 (0.0)	x (+0.3)
2	MAYER K 7.65 (+0.2)	6.79 (+0.1)	7.39 (+1.6)
3	SINTNICOLAAS E 7.33 (-0.2)	x (-0.2)	7.65 (0.0)
4	KASYANOV O 7.37 (-0.2)	x (+0.3)	7.64 (+0.3)
5	KRAUCHANKA A 7.43 (-0.7)	7.63 (-0.7)	r
6	QUERIN G 7.39 (-0.6)	7.51 (-1.3)	7.59 (-0.8)
7	ABELE A 7.55 (-0.2)	r	
8	VAN DER PLAETSEN T x (-1.8)	7.54 (-0.7)	7.39 (-0.4)
9	ROSENQUIST F 7.38 (+1.1)	7.51 (-0.4)	x (+0.5)
10	SHKURENYOV I x (-1.3)	7.50 (-0.7)	x (+0.3)
11	SVIRIDOV S 7.21 (+0.4)	7.38 (+1.9)	7.39 (-0.7)
12	BRYANT A 7.21 (-1.1)	7.39 (0.0)	7.34 (-0.5)
13	FREIMUTH R 7.15 (-0.2)	7.34 (-0.1)	7.36 (+0.5)
14	HELCELET A 7.21 (+0.2)	7.34 (+1.1)	7.32 (0.0)
15	RAJA A x (-1.8)	6.94 (-0.9)	7.28 (-1.0)
16	MIKHAN E 7.14 (-1.3)	7.17 (+0.4)	7.27 (+0.2)
17	RISE L 7.16 (0.0)	x (-1.2)	7.21 (-0.8)
18	DISTELBERGER D x (0.0)	x (+0.6)	7.21 (-0.7)
19	SYKORA J x (-0.1)	7.02 (+0.1)	6.94 (+0.2)
20	RIETVELD P 6.74 (-0.3)	7.00 (+0.7)	6.87 (-0.5)
21	LUKÁŠ M 6.87 (-0.3)	x (-1.8)	6.96 (+0.5)
22	GEFFROUAIS F x (-1.4)	x (-0.2)	6.89 (-0.1)
23	PITTMOVILS N 6.88 (-1.1)	x (-1.3)	3.93 (-0.6)
24	ZSIVOCZKY A 6.55 (-0.1)	6.55 (+0.2)	6.65 (+1.3)
25	NILSSON M x (+0.9)	6.59 (+0.4)	x (+1.4)

INTERNET Service: www.european-athletics.org

Timing, Measurement & Data Service by  OMEGA

printed at SUN 17 AUG 2014 18:49

Page 126 of 132

Results

Decathlon

Long Jump - Group A

12 AUG 2014 / 11:35

Rank	Name	Nat	Date of Birth	Order	Result	Points
1	MAYER Kevin	FRA	10 FEB 1992	6	7.65	972 PB
2	KRAUCHANKA Andrei	BLR	4 JAN 1986	3	7.63	967
3	ABELE Arthur	GER	30 JUL 1986	12	7.55	947 PB
4	HELCELET Adam	CZE	27 OCT 1991	10	7.34	896 SB
5	RAJA Andres	EST	2 JUN 1982	1	7.28	881 SB
6	MIKHAN Eduard	BLR	7 JUN 1989	2	7.27	878 SB
7	RISE Lars Vikan	NOR	23 NOV 1988	9	7.21	864
8	RIETVELD Pelle	NED	4 FEB 1985	11	7.00	814
9	LUKÁŠ Marek	CZE	16 JUL 1991	7	6.96	804
10	GEFFROUAIS Florian	FRA	5 DEC 1988	8	6.89	788
11	ZSIVOCZKY Attila	HUN	29 APR 1977	4	6.65	732
12	NILSSON Marcus	SWE	3 MAY 1991	5	6.59	718

	1	2	3
1	MAYER K 7.65 (+0.2)	6.79 (+0.1)	7.39 (+1.6)
2	KRAUCHANKA A 7.43 (-0.7)	7.63 (-0.7)	r
3	ABELE A 7.55 (-0.2)	r	
4	HELCELET A 7.21 (+0.2)	7.34 (+1.1)	7.32 (0.0)
5	RAJA A x (-1.8)	6.94 (-0.9)	7.28 (-1.0)
6	MIKHAN E 7.14 (-1.3)	7.17 (+0.4)	7.27 (+0.2)
7	RISE L 7.16 (0.0)	x (-1.2)	7.21 (-0.8)
8	RIETVELD P 6.74 (-0.3)	7.00 (+0.7)	6.87 (-0.5)
9	LUKÁŠ M 6.87 (-0.3)	x (-1.8)	6.96 (+0.5)
10	GEFFROUAIS F x (-1.4)	x (-0.2)	6.89 (-0.1)
11	ZSIVOCZKY A 6.55 (-0.1)	6.55 (+0.2)	6.65 (+1.3)
12	NILSSON M x (+0.9)	6.59 (+0.4)	x (+1.4)

Decathlon


Long Jump - Group B

12 AUG 2014 / 11:35

Rank	Name	Nat	Date of Birth	Order	Result	Points
1	KAZMIREK Kai	GER	28 JAN 1991	7	7.68	980 PB
2	SINTNICOLAAS Eelco	NED	7 APR 1987	12	7.65	972 =PB
3	KASYANOV Olexsiy	UKR	26 AUG 1985	1	7.64	970 SB
4	QUERIN Gaël	FRA	26 JUN 1987	6	7.59	957 PB
5	VAN DER PLAETSEN Thomas	BEL	24 DEC 1990	13	7.54	945
6	ROSENQUIST Fabian	SWE	1 APR 1991	5	7.51	937 SB
7	SHKURENYOV Ilya	RUS	11 JAN 1991	3	7.50	935 SB
8	SVIRIDOV Sergey	RUS	20 OCT 1990	8	7.39	908
9	BRYANT Ashley	GBR	17 MAY 1991	11	7.39	908
10	FREIMUTH Rico	GER	14 MAR 1988	4	7.36	900 SB
11	DISTELBERGER Dominik	AUT	16 MAR 1990	9	7.21	864
12	ŠŮKORA Jiří	CZE	20 JAN 1995	10	7.02	818
13	PITTMOVILS Niels	BEL	18 JUL 1992	2	6.88	785

	1	2	3
1	KAZMIREK K 7.66 (+0.1)	7.68 (0.0)	x (+0.3)
2	SINTNICOLAAS E 7.33 (-0.2)	x (-0.2)	7.65 (0.0)
3	KASYANOV O 7.37 (-0.2)	x (+0.3)	7.64 (+0.3)
4	QUERIN G 7.39 (-0.6)	7.51 (-1.3)	7.59 (-0.8)
5	VAN DER PLAETSEN T x (-1.8)	7.54 (-0.7)	7.39 (-0.4)
6	ROSENQUIST F 7.38 (+1.1)	7.51 (-0.4)	x (+0.5)
7	SHKURENYOV I x (-1.3)	7.50 (-0.7)	x (+0.3)
8	SVIRIDOV S 7.21 (+0.4)	7.38 (+1.9)	7.39 (-0.7)
9	BRYANT A 7.21 (-1.1)	7.39 (0.0)	7.34 (-0.5)
10	FREIMUTH R 7.15 (-0.2)	7.34 (-0.1)	7.36 (+0.5)
11	DISTELBERGER D x (0.0)	x (+0.6)	7.21 (-0.7)
12	ŠŮKORA J x (-0.1)	7.02 (+0.1)	6.94 (+0.2)
13	PITTMOVILS N 6.88 (-1.1)	x (-1.3)	3.93 (-0.6)

INTERNET Service: www.european-athletics.org

Timing, Measurement & Data Service by  OMEGA

Results


Decathlon
Shot Put

12 AUG 2014 / 13:05

Rank	Name	Nat	Date of Birth	Order	Result	Points
1	ZSIVOCZKY Attila	HUN	29 APR 1977	13	15.56	824 SB
2	RISE Lars Vikan	NOR	23 NOV 1988	6	15.43	816
3	ABELE Arthur	GER	30 JUL 1986	7	15.39	814 PB
4	KRAUCHANKA Andrei	BLR	4 JAN 1986	11	15.19	801 PB
5	MAYER Kevin	FRA	10 FEB 1992	3	15.14	798 PB
6	NILSSON Marcus	SWE	3 MAY 1991	10	14.93	785
7	HELCELET Adam	CZE	27 OCT 1991	8	14.90	784 SB
8	GEFFROUAIS Florian	FRA	5 DEC 1988	2	14.85	780
9	MIKHAN Eduard	BLR	7 JUN 1989	9	14.66	769 SB
10	KASYANOV Oleksiy	UKR	26 AUG 1985	8	14.66	769 SB
11	FREIMUTH Rico	GER	14 MAR 1988	4	14.39	752
12	SINTNICOLAAS Eelco	NED	7 APR 1987	2	14.28	745 SB
13	RAJA Andres	EST	2 JUN 1982	9	14.22	742
14	SHKURENYOV Ilya	RUS	11 JAN 1991	7	14.20	741 PB
15	VAN DER PLAETSEN Thomas	BEL	24 DEC 1990	6	14.12	736 PB
16	QUERIN Gaël	FRA	26 JUN 1987	5	14.02	730 PB
17	KAZMIREK Kai	GER	28 JAN 1991	1	14.01	729
18	SVIRIDOV Sergey	RUS	20 OCT 1990	5	14.00	728
19	RIETVELD Pelle	NED	4 FEB 1985	1	13.75	713
20	SYKORA Jiri	CZE	20 JAN 1995	10	13.66	708
21	LUKÁŠ Marek	CZE	16 JUL 1991	12	13.50	698
22	PITTMVILS Niels	BEL	18 JUL 1992	3	13.33	687
23	BRYANT Ashley	GBR	17 MAY 1991	11	13.28	684
24	DISTELBERGER Dominik	AUT	16 MAR 1990	12	12.93	663
25	ROSENQUIST Fabian	SWE	1 APR 1991	4	12.05	609

	1	2	3	
1	ZSIVOCZKY A	15.04	15.56	14.87
2	RISE L	14.24	15.43	15.22
3	ABELE A	15.15	15.39	14.85
4	KRAUCHANKA A	14.64	x	15.19
5	MAYER K	15.14	-	x
6	NILSSON M	14.93	x	x
7	HELCELET A	14.90	x	x
8	GEFFROUAIS F	x	x	14.85
9	MIKHAN E	14.66	14.19	x
10	KASYANOV O	14.15	14.66	x
11	FREIMUTH R	14.39	14.13	14.38
12	SINTNICOLAAS E	13.86	14.09	14.28
13	RAJA A	13.92	14.22	x
14	SHKURENYOV I	13.87	14.20	14.16
15	VAN DER PLAETSEN T	13.35	14.12	x
16	QUERIN G	x	13.25	14.02
17	KAZMIREK K	12.80	14.01	x
18	SVIRIDOV S	13.69	13.71	14.00
19	RIETVELD P	x	13.70	13.75
20	SYKORA J	13.66	x	x
21	LUKÁŠ M	13.50	13.50	x
22	PITTMVILS N	13.30	13.24	13.33
23	BRYANT A	13.26	13.28	12.70
24	DISTELBERGER D	12.66	12.93	12.78
25	ROSENQUIST F	11.87	11.65	12.05

INTERNET Service: www.european-athletics.org

Timing, Measurement & Data Service by  OMEGA

printed at SUN 17 AUG 2014 18:49

Page 128 of 132

Results

Decathlon

Shot Put - Group A

12 AUG 2014 / 13:25

Rank	Name	Nat	Date of Birth	Order	Result	Points
1	KRAUCHANKA Andrei	BLR	4 JAN 1986	11	15.19	801 PB
2	KASYANOV Oleksiy	UKR	26 AUG 1985	8	14.66	769 SB
3	SINTNICOLAAS Eelco	NED	7 APR 1987	2	14.28	745 SB
4	RAJA Andres	EST	2 JUN 1982	9	14.22	742
5	SHKURENYOV Ilya	RUS	11 JAN 1991	7	14.20	741 PB
6	VAN DER PLAETSEN Thomas	BEL	24 DEC 1990	6	14.12	736 PB
7	QUERIN Gaël	FRA	26 JUN 1987	5	14.02	730 PB
8	RIETVELD Pelle	NED	4 FEB 1985	1	13.75	713
9	SYKORA Jiri	CZE	20 JAN 1995	10	13.66	708
10	PITTMVILS Niels	BEL	18 JUL 1992	3	13.33	687
11	DISTELBERGER Dominik	AUT	16 MAR 1990	12	12.93	663
12	ROSENQUIST Fabian	SWE	1 APR 1991	4	12.05	609

	1	2	3
1	KRAUCHANKA A 14.64	x	15.19
2	KASYANOV O 14.15	14.66	x
3	SINTNICOLAAS E 13.86	14.09	14.28
4	RAJA A 13.92	14.22	x
5	SHKURENYOV I 13.87	14.20	14.16
6	VAN DER PLAETSEN T 13.35	14.12	x
7	QUERIN G x	13.25	14.02
8	RIETVELD P x	13.70	13.75
9	SYKORA J 13.66	x	x
10	PITTMVILS N 13.30	13.24	13.33
11	DISTELBERGER D 12.66	12.93	12.78
12	ROSENQUIST F 11.87	11.65	12.05

Decathlon


Shot Put - Group B

12 AUG 2014 / 13:25

Rank	Name	Nat	Date of Birth	Order	Result	Points
1	ZSIVOCZKY Attila	HUN	29 APR 1977	13	15.56	824 SB
2	RISE Lars Vikan	NOR	23 NOV 1988	6	15.43	816
3	ABELE Arthur	GER	30 JUL 1986	7	15.39	814 PB
4	MAYER Kevin	FRA	10 FEB 1992	3	15.14	798 PB
5	NILSSON Marcus	SWE	3 MAY 1991	10	14.93	785
6	HELCELET Adam	CZE	27 OCT 1991	8	14.90	784 SB
7	GEFFROUAIS Florian	FRA	5 DEC 1988	2	14.85	780
8	MIKHAN Eduard	BLR	7 JUN 1989	9	14.66	769 SB
9	FREIMUTH Rico	GER	14 MAR 1988	4	14.39	752
10	KAZMIREK Kai	GER	28 JAN 1991	1	14.01	729
11	SVIRIDOV Sergey	RUS	20 OCT 1990	5	14.00	728
12	LUKÁŠ Marek	CZE	16 JUL 1991	12	13.50	698
13	BRYANT Ashley	GBR	17 MAY 1991	11	13.28	684

	1	2	3
1	ZSIVOCZKY A 15.04	15.56	14.87
2	RISE L 14.24	15.43	15.22
3	ABELE A 15.15	15.39	14.85
4	MAYER K 15.14	-	x
5	NILSSON M 14.93	x	x
6	HELCELET A 14.90	x	x
7	GEFFROUAIS F x	x	14.85
8	MIKHAN E 14.66	14.19	x
9	FREIMUTH R 14.39	14.13	14.38
10	KAZMIREK K 12.80	14.01	x
11	SVIRIDOV S 13.69	13.71	14.00
12	LUKÁŠ M 13.50	13.50	x
13	BRYANT A 13.26	13.28	12.70

INTERNET Service: www.european-athletics.org

Timing, Measurement & Data Service by  OMEGA

printed at SUN 17 AUG 2014 18:49

Page 129 of 132

Results

Decathlon


Discus Throw

13 AUG 2014 / 10:50

Rank	Name	Nat	Date of Birth	Order	Result	Points
1	FREIMUTH Rico	GER	14 MAR 1988	10	48.81	846
2	KASYANOV Oleksiy	UKR	26 AUG 1985	12	47.96	828 SB
3	KRAUCHANKA Andrei	BLR	4 JAN 1986	4	47.46	818
4	SHKURENYOV Ilya	RUS	11 JAN 1991	13	46.04	788 PB
5	MIKHAN Eduard	BLR	7 JUN 1989	7	46.04	788
6	ZSIVOCZKY Attila	HUN	29 APR 1977	6	44.82	763 SB
7	PITTMOVILS Niels	BEL	18 JUL 1992	12	44.74	761
8	SVIRIDOV Sergey	RUS	20 OCT 1990	3	44.57	758
9	MAYER Kevin	FRA	10 FEB 1992	3	44.53	757
10	KAZMIREK Kai	GER	28 JAN 1991	6	43.37	733
11	ABELE Arthur	GER	30 JUL 1986	8	43.25	731
12	QUERIN Gaël	FRA	26 JUN 1987	11	43.08	727 PB
13	GEFFROUAIS Florian	FRA	5 DEC 1988	9	42.72	720
14	SINTNICOLAAS Eelco	NED	7 APR 1987	5	42.56	717
15	VAN DER PLAETSEN Thomas	BEL	24 DEC 1990	11	41.92	704
16	RAJA Andres	EST	2 JUN 1982	4	41.89	703
17	RISE Lars Vikan	NOR	23 NOV 1988	8	41.57	697
18	BRYANT Ashley	GBR	17 MAY 1991	2	41.49	695
19	ROSENQUIST Fabian	SWE	1 APR 1991	1	40.82	681
20	DISTELBERGER Dominik	AUT	16 MAR 1990	2	40.46	674
21	RIETVELD Pelle	NED	4 FEB 1985	9	40.07	666 SB
22	HELCELET Adam	CZE	27 OCT 1991	1	39.75	659
23	LUKÁŠ Marek	CZE	16 JUL 1991	5	39.55	655
	NILSSON Marcus	SWE	3 MAY 1991	10	DNS	
	SÝKORA Jirí	CZE	20 JAN 1995	7	DNS	

		1	2	3
1	FREIMUTH R	48.81	x	46.45
2	KASYANOV O	43.27	47.96	46.29
3	KRAUCHANKA A	45.84	47.46	33.61
4	SHKURENYOV I	45.00	46.04	45.71
5	MIKHAN E	46.04	45.29	x
6	ZSIVOCZKY A	x	44.00	44.82
7	PITTMOVILS N	44.74	x	44.22
8	SVIRIDOV S	34.62	x	44.57
9	MAYER K	43.73	44.53	x
10	KAZMIREK K	43.15	43.37	42.59
11	ABELE A	x	43.14	43.25
12	QUERIN G	43.08	x	x
13	GEFFROUAIS F	29.67	42.72	42.47
14	SINTNICOLAAS E	39.30	42.56	x
15	VAN DER PLAETSEN T	41.92	x	x
16	RAJA A	41.14	41.89	x
17	RISE L	38.93	x	41.57
18	BRYANT A	41.49	40.39	40.22
19	ROSENQUIST F	36.20	39.31	40.82
20	DISTELBERGER D	35.95	x	40.46
21	RIETVELD P	38.14	x	40.07
22	HELCELET A	x	39.25	39.75
23	LUKÁŠ M	39.55	38.47	38.03
	NILSSON M			
	SÝKORA J			

INTERNET Service: www.european-athletics.org

Timing, Measurement & Data Service by  OMEGA

printed at SUN 17 AUG 2014 18:49

Page 130 of 132

Results

Decathlon

Discus Throw - Group A

13 AUG 2014 / 10:50

Rank	Name	Nat	Date of Birth	Order	Result	Points
1	KRAUCHANKA Andrei	BLR	4 JAN 1986	4	47.46	818
2	ZSIVOCZKY Attila	HUN	29 APR 1977	6	44.82	763 SB
3	PITTMVILS Niels	BEL	18 JUL 1992	12	44.74	761
4	SVIRIDOV Sergey	RUS	20 OCT 1990	3	44.57	758
5	GEFFROUAIS Florian	FRA	5 DEC 1988	9	42.72	720
6	VAN DER PLAETSEN Thomas	BEL	24 DEC 1990	11	41.92	704
7	RISE Lars Vikan	NOR	23 NOV 1988	8	41.57	697
8	ROSENQUIST Fabian	SWE	1 APR 1991	1	40.82	681
9	DISTELBERGER Dominik	AUT	16 MAR 1990	2	40.46	674
10	LUKÁŠ Marek	CZE	16 JUL 1991	5	39.55	655
	NILSSON Marcus	SWE	3 MAY 1991	10	DNS	
	ŠYKORA Jiri	CZE	20 JAN 1995	7	DNS	

	1	2	3
1	KRAUCHANKA A 45.84	47.46	33.61
2	ZSIVOCZKY A x	44.00	44.82
3	PITTMVILS N 44.74	x	44.22
4	SVIRIDOV S 34.62	x	44.57
5	GEFFROUAIS F 29.67	42.72	42.47
6	VAN DER PLAETSEN T 41.92	x	x
7	RISE L 38.93	x	41.57
8	ROSENQUIST F 36.20	39.31	40.82
9	DISTELBERGER D 35.95	x	40.46
10	LUKÁŠ M 39.55	38.47	38.03
	NILSSON M		
	ŠYKORA J		

Decathlon


Discus Throw - Group B

13 AUG 2014 / 12:03

Rank	Name	Nat	Date of Birth	Order	Result	Points
1	FREIMUTH Rico	GER	14 MAR 1988	10	48.81	846
2	KASYANOV Oleksiy	UKR	26 AUG 1985	12	47.96	828 SB
3	SHKURENYOV Ilya	RUS	11 JAN 1991	13	46.04	788 PB
4	MIKHAN Eduard	BLR	7 JUN 1989	7	46.04	788
5	MAYER Kevin	FRA	10 FEB 1992	3	44.53	757
6	KAZMIREK Kai	GER	28 JAN 1991	6	43.37	733
7	ABELE Arthur	GER	30 JUL 1986	8	43.25	731
8	QUERIN Gaël	FRA	26 JUN 1987	11	43.08	727 PB
9	SINTNICOLAAS Eelco	NED	7 APR 1987	5	42.56	717
10	RAJA Andres	EST	2 JUN 1982	4	41.89	703
11	BRYANT Ashley	GBR	17 MAY 1991	2	41.49	695
12	RIETVELD Pelle	NED	4 FEB 1985	9	40.07	666 SB
13	HELCELET Adam	CZE	27 OCT 1991	1	39.75	659

	1	2	3
1	FREIMUTH R 48.81	x	46.45
2	KASYANOV O 43.27	47.96	46.29
3	SHKURENYOV I 45.00	46.04	45.71
4	MIKHAN E 46.04	45.29	x
5	MAYER K 43.73	44.53	x
6	KAZMIREK K 43.15	43.37	42.59
7	ABELE A x	43.14	43.25
8	QUERIN G 43.08	x	x
9	SINTNICOLAAS E 39.30	42.56	x
10	RAJA A 41.14	41.89	x
11	BRYANT A 41.49	40.39	40.22
12	RIETVELD P 38.14	x	40.07
13	HELCELET A x	39.25	39.75

INTERNET Service: www.european-athletics.org

Timing, Measurement & Data Service by  OMEGA

printed at SUN 17 AUG 2014 18:49

Page 131 of 132

Results

Decathlon

Javelin Throw


13 AUG 2014 / 18:30

Rank	Name	Nat	Date of Birth	Order	Result	Points
1	KRAUCHANKA Andrei	BLR	4 JAN 1986	7	68.11	861 PB
2	RISE Lars Vikan	NOR	23 NOV 1988	10	66.34	834
3	LUKÁŠ Marek	CZE	16 JUL 1991	2	65.84	826
4	HELCELET Adam	CZE	27 OCT 1991	9	65.32	818 PB
5	MAYER Kevin	FRA	10 FEB 1992	6	64.03	799 SB
6	SHKURENYOV Ilya	RUS	11 JAN 1991	3	63.58	792 PB
7	KAZMIREK Kai	GER	28 JAN 1991	7	63.17	786 PB
8	FREIMUTH Rico	GER	14 MAR 1988	5	62.74	779 SB
9	ABELE Arthur	GER	30 JUL 1986	11	62.45	775
10	VAN DER PLAETSEN Thomas	BEL	24 DEC 1990	1	60.95	752
11	GEFFROUAIS Florian	FRA	5 DEC 1988	6	59.46	730
12	SINTNICOLAAS Eelco	NED	7 APR 1987	4	59.37	728
13	DISTELBERGER Dominik	AUT	16 MAR 1990	12	58.02	708
14	PITTMOVILS Niels	BEL	18 JUL 1992	2	57.76	704 SB
15	ZSIVOCZKY Attila	HUN	29 APR 1977	4	57.40	699
16	RAJA Andres	EST	2 JUN 1982	5	52.51	626
17	KASYANOV Oleksiy	UKR	26 AUG 1985	8	52.33	623 SB
18	QUERIN Gaël	FRA	26 JUN 1987	13	51.67	613 SB
19	ROSENQUIST Fabian	SWE	1 APR 1991	3	45.92	528
	MIKHAN Eduard	BLR	7 JUN 1989	1	NM	0

	1	2	3	
1	KRAUCHANKA A	60.63	62.59	68.11
2	RISE L	66.34	63.90	61.49
3	LUKÁŠ M	64.12	65.84	64.30
4	HELCELET A	60.62	61.89	65.32
5	MAYER K	64.03	61.60	x
6	SHKURENYOV I	60.10	x	63.58
7	KAZMIREK K	63.12	63.17	55.87
8	FREIMUTH R	62.27	60.38	62.74
9	ABELE A	61.34	59.68	62.45
10	VAN DER PLAETSEN T	57.01	54.46	60.95
11	GEFFROUAIS F	55.74	57.94	59.46
12	SINTNICOLAAS E	57.81	59.37	55.79
13	DISTELBERGER D	53.43	58.02	54.80
14	PITTMOVILS N	55.86	57.76	x
15	ZSIVOCZKY A	56.74	56.89	57.40
16	RAJA A	52.23	52.51	x
17	KASYANOV O	52.33	48.02	49.75
18	QUERIN G	51.09	51.67	49.79
19	ROSENQUIST F	45.92	45.35	45.07
	MIKHAN E	-	-	-

Legend					
=CB	Equal Championship Best Performance	=NUR	Equal National U23 Record	=EB	Equal Combined European Best Performance
=EL	Equal European Lead	CB	Championship Best Performance	=PB	Equal Personal Best
=WL	Equal World Lead	CR	Championship Record	=SB	Equal Season Best
NJR	National U20 Record	NR	National Record	EL	European Lead
SB	Season Best	NUR	National U23 Record	PB	Personal Best
		WL	World Lead	WR	World Record

INTERNET Service: www.european-athletics.org

Timing, Measurement & Data Service by  OMEGA