



RESULTS



60 Metres Men - Final

RECORDS	RESULT	NAME	COUNTRY	AGE	VENUE	DATE	
World Indoor Record	WIR	6.39	Maurice GREENE	USA	24	Madrid 3 Feb 1998	
World Indoor Record	WIR	6.39	Maurice GREENE	USA	27	Atlanta, GA 3 Mar 2001	
Championship Record	CR	6.42	Maurice GREENE	USA	25	Maebashi 7 Mar 1999	
World Leading	WL	6.47	James DASAOLU	GBR	27	Birmingham (NIA), GBR 15 Feb 2014	
Area Indoor Record	AIR	National Indoor Record	NIR	Personal Best	PB	Season Best	SB

Final

8 March 2014 20:56 START TIME

PLACE	BIB	NAME	COUNTRY	DATE of BIRTH	LANE	RESULT	REACTION	Fn
1	202	Richard KILTY	GBR	02 Sep 89	3	6.49	PB	0.120
2	387	Marvin BRACY	USA	15 Dec 93	6	6.51		0.138
3	330	Femi OGUNODE	QAT	15 May 91	5	6.52		0.160
4	139	Bingtian SU	CHN	29 Aug 89	1	6.52	NIR	0.147
5	416	Gerald PHIRI	ZAM	06 Oct 88	7	6.52	NIR	0.141
6	192	Dwain CHAMBERS	GBR	05 Apr 78	2	6.53		0.139
7	245	Nesta CARTER	JAM	11 Oct 85	4	6.57		0.129
8	255	Kimmari ROACH	JAM	21 Sep 90	8	6.58		0.159

ALL-TIME TOP LIST

RESULT	NAME	VENUE	DATE
6.39	Maurice GREENE (USA)	Madrid	3 Feb 98
6.41	Andre CASON (USA)	Madrid	14 Feb 92
6.42	Dwain CHAMBERS (GBR)	Torino	7 Mar 09
6.43	Tim HARDEN (USA)	Maebashi	7 Mar 99
6.45	Bruny SURIN (CAN)	Liévin	13 Feb 93
6.45	Leonard MYLES-MILLS (GHA)	Colorado Springs, CO	20 Feb 99
6.45	Terrence TRAMMELL (USA)	Pocatello, ID	17 Feb 01
6.45	Justin GATLIN (USA)	Boston (Roxbury), MA	1 Mar 03
6.45	Ronald POGNON (FRA)	Karlsruhe	13 Feb 05
6.45	Trell KIMMONS (USA)	Albuquerque, NM	26 Feb 12

SEASON TOP LIST

RESULT	NAME	VENUE	DATE
6.47	James DASAOLU (GBR)	Birmingham (NIA), GBR	15 Feb 14
6.48	Jimmy VICAUT (FRA)	Birmingham (NIA), GBR	15 Feb 14
6.48	Marvin BRACY (USA)	Albuquerque	23 Feb 14
6.49	Yunier PÉREZ (CUB)	Moskva (CSKA)	2 Feb 14
6.49	Trell KIMMONS (USA)	Albuquerque	23 Feb 14
6.49	Kim COLLINS (SKN)	Praha (O2 Arena)	25 Feb 14
6.49	Richard KILTY (GBR)	Sopot	8 Mar 14
6.50	Tosin OGUNODE (QAT)	Flagstaff, AZ	25 Jan 14
6.50	Nesta CARTER (JAM)	Sopot	8 Mar 14
6.51	Femi OGUNODE (QAT)	Flagstaff, AZ	25 Jan 14
6.51	Mike RODGERS (USA)	Albuquerque	22 Feb 14

RESULT PROGRESSION

60 Metres Men - Final



RECORDS	RESULT	NAME	COUNTRY	AGE	VENUE	DATE
World Indoor Record WIR	6.39	Maurice GREENE	USA	24	Madrid	3 Feb 1998
World Indoor Record WIR	6.39	Maurice GREENE	USA	27	Atlanta, GA	3 Mar 2001
Championship Record CR	6.42	Maurice GREENE	USA	25	Maebashi	7 Mar 1999
World Leading WL	6.47	James DASAOLU	GBR	27	Birmingham (NIA), GBR	15 Feb 2014
Area Indoor Record AIR	National Indoor Record NIR	Personal Best PB	Season Best SB			

8 March 2014

RANK	BIB	NAME	COUNTRY	DATE of BIRTH	PHASE	HEAT	LANE	PLACE	RESULT
1	202	Richard KILTY	GBR	02 Sep 89	Final	1	3	1	6.49 PB
					Semi-Final	1	4	2	6.52 Q PB
					Round 1	4	8	1	6.53 Q PB
2	387	Marvin BRACY	USA	15 Dec 93	Final	1	6	2	6.51
					Semi-Final	3	8	2	6.52 Q
					Round 1	1	5	11	6.60 Q
5	416	Gerald PHIRI	ZAM	06 Oct 88	Final	1	7	5	6.52 NIR
					Semi-Final	3	6	6	6.57 Q NIR
					Round 1	1	8	8	6.59 Q
4	139	Bingtian SU	CHN	29 Aug 89	Final	1	1	4	6.52 NIR
					Semi-Final	2	4	6	6.57 q SB
					Round 1	2	2	4	6.58 Q
3	330	Femi OGUNODE	QAT	15 May 91	Final	1	5	3	6.52
					Semi-Final	2	7	4	6.55 Q
					Round 1	5	7	14	6.63 Q
6	192	Dwain CHAMBERS	GBR	05 Apr 78	Final	1	2	6	6.53
					Semi-Final	2	6	8	6.58 q
					Round 1	6	8	2	6.57 Q
7	245	Nesta CARTER	JAM	11 Oct 85	Final	1	4	7	6.57
					Semi-Final	1	8	1	6.50 Q SB
					Round 1	4	2	4	6.58 Q
8	255	Kimmari ROACH	JAM	21 Sep 90	Final	1	8	8	6.58
					Semi-Final	2	3	4	6.55 Q PB
					Round 1	1	7	8	6.59 Q PB

ALL-TIME TOP LIST				SEASON TOP LIST			
RESULT	NAME	VENUE	DATE	RESULT	NAME	VENUE	DATE
6.39	Maurice GREENE (USA)	Madrid	3 Feb 98	6.47	James DASAOLU (GBR)	Birmingham (NIA), GBR	15 Feb 14
6.41	Andre CASON (USA)	Madrid	14 Feb 92	6.48	Jimmy VICAUT (FRA)	Birmingham (NIA), GBR	15 Feb 14
6.42	Dwain CHAMBERS (GBR)	Torino	7 Mar 09	6.48	Marvin BRACY (USA)	Albuquerque	23 Feb 14
6.43	Tim HARDEN (USA)	Maebashi	7 Mar 99	6.49	Yunier PÉREZ (CUB)	Moskva (CSKA)	2 Feb 14
6.45	Bruny SURIN (CAN)	Liévin	13 Feb 93	6.49	Trell KIMMONS (USA)	Albuquerque	23 Feb 14
6.45	Leonard MYLES-MILLS (GHA)	Colorado Springs, CO	20 Feb 99	6.49	Kim COLLINS (SKN)	Praha (O2 Arena)	25 Feb 14
6.45	Terrence TRAMMELL (USA)	Pocatello, ID	17 Feb 01	6.49	Richard KILTY (GBR)	Sopot	8 Mar 14
6.45	Justin GATLIN (USA)	Boston (Roxbury), MA	1 Mar 03	6.50	Tosin OGUNODE (QAT)	Flagstaff, AZ	25 Jan 14
6.45	Ronald POGNON (FRA)	Karlsruhe	13 Feb 05	6.50	Nesta CARTER (JAM)	Sopot	8 Mar 14
6.45	Trell KIMMONS (USA)	Albuquerque, NM	26 Feb 12	6.51	Femi OGUNODE (QAT)	Flagstaff, AZ	25 Jan 14
				6.51	Mike RODGERS (USA)	Albuquerque	22 Feb 14

RESULTS



60 Metres Men - Semi-Final

First 2 in each heat (Q) and the next 2 fastest (q) advance to the Final

RECORDS	RESULT	NAME	COUNTRY	AGE	VENUE	DATE	
World Indoor Record	WIR	6.39 Maurice GREENE	USA	24	Madrid	3 Feb 1998	
World Indoor Record	WIR	6.39 Maurice GREENE	USA	27	Atlanta, GA	3 Mar 2001	
Championship Record	CR	6.42 Maurice GREENE	USA	25	Maebashi	7 Mar 1999	
World Leading	WL	6.47 James DASAOLU	GBR	27	Birmingham (NIA), GBR	15 Feb 2014	
Area Indoor Record	AIR	National Indoor Record	NIR	Personal Best	PB	Season Best	SB

Heat 1

3

8 March 2014 18:28 START TIME

PLACE	BIB	NAME	COUNTRY	DATE OF BIRTH	LANE	RESULT	REACTION	Fn
1	245	Nesta CARTER	JAM	11 Oct 85	8	6.50 Q	SB	0.139
2	202	Richard KILTY	GBR	02 Sep 89	4	6.52 Q	PB	0.122
3	418	Gabriel MVUMVURE	ZIM	23 Feb 88	1	6.60	NIR	0.134
4	396	Trell KIMMONS	USA	13 Jul 85	7	6.62		0.129
5	357	Jason ROGERS	SKN	31 Aug 91	6	6.62		0.161
6	261	Yoshihide KIRYU	JPN	15 Dec 95	3	6.62		0.142
7	233	Reza GHASEMI	IRI	24 Jul 87	5	6.62		0.175
8	313	Remigiusz OLSZEWSKI	POL	20 Sep 92	2	6.66		0.152

Heat 2

3

8 March 2014 18:36 START TIME

PLACE	BIB	NAME	COUNTRY	DATE OF BIRTH	LANE	RESULT	REACTION	Fn
1	330	Femi OGUNODE	QAT	15 May 91	7	6.55 Q		0.171
2	255	Kimmari ROACH	JAM	21 Sep 90	3	6.55 Q	PB	0.150
3	139	Bingtian SU	CHN	29 Aug 89	4	6.57 q	SB	0.180
4	192	Dwain CHAMBERS	GBR	05 Apr 78	6	6.58 q		0.138
5	113	Warren FRASER	BAH	08 Jul 91	5	6.59		0.151
6	234	Hassan TAFTIAN	IRI	04 May 93	2	6.67	PB	0.171
7	241	Fabio CERUTTI	ITA	26 Sep 85	1	6.71		0.136
8	132	Gavin SMELLIE	CAN	26 Jun 86	8	6.74		0.124

Heat 3

3

8 March 2014 18:42 START TIME

PLACE	BIB	NAME	COUNTRY	DATE OF BIRTH	LANE	RESULT	REACTION	Fn
1	387	Marvin BRACY	USA	15 Dec 93	8	6.52 Q		0.149
2	416	Gerald PHIRI	ZAM	06 Oct 88	6	6.57 Q	NIR	0.154
3	228	Adam HARRIS	GUY	21 Jul 87	5	6.59		0.161
4	214	Lucas JAKUBCZYK	GER	28 Apr 85	4	6.60		0.158
5	310	Dariusz KUC	POL	24 Apr 86	3	6.60		0.144
6	356	Brijesh LAWRENCE	SKN	27 Dec 89	1	6.68		0.152
7	299	Barakat Mubarak AL-HARTHI	OMA	15 Jun 88	2	6.68	SB	0.149
8	145	Peimeng ZHANG	CHN	13 Mar 87	7	6.70		0.146

ALL-TIME TOP LIST

RESULT	NAME	VENUE	DATE
6.39	Maurice GREENE (USA)	Madrid	3 Feb 98
6.41	Andre CASON (USA)	Madrid	14 Feb 92
6.42	Dwain CHAMBERS (GBR)	Torino	7 Mar 09
6.43	Tim HARDEN (USA)	Maebashi	7 Mar 99
6.45	Bruny SURIN (CAN)	Liévin	13 Feb 93
6.45	Leonard MYLES-MILLS (GHA)	Colorado Springs, CO	20 Feb 99
6.45	Terrence TRAMMELL (USA)	Pocatello, ID	17 Feb 01
6.45	Justin GATLIN (USA)	Boston (Roxbury), MA	1 Mar 03
6.45	Ronald POGNON (FRA)	Karlsruhe	13 Feb 05
6.45	Trell KIMMONS (USA)	Albuquerque, NM	26 Feb 12

SEASON TOP LIST

RESULT	NAME	VENUE	DATE
6.47	James DASAOLU (GBR)	Birmingham (NIA), GBR	15 Feb 14
6.48	Jimmy VICAUT (FRA)	Birmingham (NIA), GBR	15 Feb 14
6.48	Marvin BRACY (USA)	Albuquerque	23 Feb 14
6.49	Yunier PÉREZ (CUB)	Moskva (CSKA)	2 Feb 14
6.49	Trell KIMMONS (USA)	Albuquerque	23 Feb 14
6.49	Kim COLLINS (SKN)	Praha (O2 Arena)	25 Feb 14
6.50	Tosin OGUNODE (QAT)	Flagstaff, AZ	25 Jan 14
6.50	Nesta CARTER (JAM)	Sopot	8 Mar 14
6.51	Femi OGUNODE (QAT)	Flagstaff, AZ	25 Jan 14
6.51	Mike RODGERS (USA)	Albuquerque	22 Feb 14



SUMMARY



60 Metres Men - Semi-Final

First 2 in each heat (Q) and the next 2 fastest (q) advance to the Final

RECORDS	RESULT	NAME	COUNTRY	AGE	VENUE	DATE
World Indoor Record WIR	6.39	Maurice GREENE	USA	24	Madrid	3 Feb 1998
World Indoor Record WIR	6.39	Maurice GREENE	USA	27	Atlanta, GA	3 Mar 2001
Championship Record CR	6.42	Maurice GREENE	USA	25	Maebashi	7 Mar 1999
World Leading WL	6.47	James DASAOLU	GBR	27	Birmingham (NIA), GBR	15 Feb 2014
Area Indoor Record AIR	National Indoor Record NIR	Personal Best PB	Season Best SB			

8 March 2014

RANK	PLACE	HEAT	LANE	BIB	NAME	COUNTRY	DATE of BIRTH	RESULT
1	1	1	8	245	Nesta CARTER	JAM	11 Oct 85	6.50 Q SB
2	1	3	8	387	Marvin BRACY	USA	15 Dec 93	6.52 Q
2	2	1	4	202	Richard KILTY	GBR	02 Sep 89	6.52 Q PB
4	1	2	7	330	Femi OGUNODE	QAT	15 May 91	6.55 Q
4	2	2	3	255	Kimmari ROACH	JAM	21 Sep 90	6.55 Q PB
6	2	3	6	416	Gerald PHIRI	ZAM	06 Oct 88	6.57 Q NIR
6	3	2	4	139	Bingtian SU	CHN	29 Aug 89	6.57 q SB
8	4	2	6	192	Dwain CHAMBERS	GBR	05 Apr 78	6.58 q
9	3	3	5	228	Adam HARRIS	GUY	21 Jul 87	6.59
9	5	2	5	113	Warren FRASER	BAH	08 Jul 91	6.59
11	3	1	1	418	Gabriel MVUMVURE	ZIM	23 Feb 88	6.60 NIR
11	4	3	4	214	Lucas JAKUBCZYK	GER	28 Apr 85	6.60
11	5	3	3	310	Dariusz KUC	POL	24 Apr 86	6.60
14	4	1	7	396	Trell KIMMONS	USA	13 Jul 85	6.62
14	5	1	6	357	Jason ROGERS	SKN	31 Aug 91	6.62
14	6	1	3	261	Yoshihide KIRYU	JPN	15 Dec 95	6.62
14	7	1	5	233	Reza GHASEMI	IRI	24 Jul 87	6.62
18	8	1	2	313	Remigiusz OLSZEWSKI	POL	20 Sep 92	6.66
19	6	2	2	234	Hassan TAFTIAN	IRI	04 May 93	6.67 PB
20	6	3	1	356	Brijesh LAWRENCE	SKN	27 Dec 89	6.68
20	7	3	2	299	Barakat Mubarak AL-HARTHI	OMA	15 Jun 88	6.68 SB
22	8	3	7	145	Peimeng ZHANG	CHN	13 Mar 87	6.70
23	7	2	1	241	Fabio CERUTTI	ITA	26 Sep 85	6.71
24	8	2	8	132	Gavin SMELLIE	CAN	26 Jun 86	6.74

ALL-TIME TOP LIST				SEASON TOP LIST			
RESULT	NAME	VENUE	DATE	RESULT	NAME	VENUE	DATE
6.39	Maurice GREENE (USA)	Madrid	3 Feb 98	6.47	James DASAOLU (GBR)	Birmingham (NIA), GBR	15 Feb 14
6.41	Andre CASON (USA)	Madrid	14 Feb 92	6.48	Jimmy VICAUT (FRA)	Birmingham (NIA), GBR	15 Feb 14
6.42	Dwain CHAMBERS (GBR)	Torino	7 Mar 09	6.48	Marvin BRACY (USA)	Albuquerque	23 Feb 14
6.43	Tim HARDEN (USA)	Maebashi	7 Mar 99	6.49	Yunier PÉREZ (CUB)	Moskva (CSKA)	2 Feb 14
6.45	Bruny SURIN (CAN)	Liévin	13 Feb 93	6.49	Trell KIMMONS (USA)	Albuquerque	23 Feb 14
6.45	Leonard MYLES-MILLS (GHA)	Colorado Springs, CO	20 Feb 99	6.49	Kim COLLINS (SKN)	Praha (O2 Arena)	25 Feb 14
6.45	Terrence TRAMMELL (USA)	Pocatello, ID	17 Feb 01	6.50	Tosin OGUNODE (QAT)	Flagstaff, AZ	25 Jan 14
6.45	Justin GATLIN (USA)	Boston (Roxbury), MA	1 Mar 03	6.50	Nesta CARTER (JAM)	Sopot	8 Mar 14
6.45	Ronald POGNON (FRA)	Karlsruhe	13 Feb 05	6.51	Femi OGUNODE (QAT)	Flagstaff, AZ	25 Jan 14
6.45	Trell KIMMONS (USA)	Albuquerque, NM	26 Feb 12	6.51	Mike RODGERS (USA)	Albuquerque	22 Feb 14



RESULTS



60 Metres Men - Round 1

First 3 in each heat (Q) and the next 6 fastest (q) advance to the Semi-Finals

BIB 329 AND BIB 299 INCORRECT READING TO ONE THOUSAND OF A SECOND

RECORDS	RESULT	NAME	COUNTRY	AGE	VENUE	DATE
World Indoor Record WIR	6.39	Maurice GREENE	USA	24	Madrid	3 Feb 1998
World Indoor Record WIR	6.39	Maurice GREENE	USA	27	Atlanta, GA	3 Mar 2001
Championship Record CR	6.42	Maurice GREENE	USA	25	Maebashi	7 Mar 1999
World Leading WL	6.47	James DASAOLU	GBR	27	Birmingham (NIA), GBR	15 Feb 2014
Area Indoor Record AIR		National Indoor Record NIR			Personal Best PB	Season Best SB

Heat 1

6

7 March 2014 18:40 START TIME

PLACE	BIB	NAME	COUNTRY	DATE OF BIRTH	LANE	RESULT	REACTION	Fn
1	416	Gerald PHIRI	ZAM	06 Oct 88	8	6.59 Q	0.148	
2	255	Kimmari ROACH	JAM	21 Sep 90	7	6.59 Q PB	0.170	
3	387	Marvin BRACY	USA	15 Dec 93	5	6.60 Q	0.216	
4	241	Fabio CERUTTI	ITA	26 Sep 85	6	6.67 q	0.127	
5	364	Tom KLING-BAPTISTE	SWE	29 Aug 90	2	6.72	0.164	
6	368	Sibusiso MATSENJWA	SWZ	02 May 88	4	6.88 NIR	0.206	
7	282	Jean Thierie FERDINAND	MRI	16 Jul 92	3	6.98 PB	0.158	

Heat 2

6

7 March 2014 18:44 START TIME

PLACE	BIB	NAME	COUNTRY	DATE OF BIRTH	LANE	RESULT	REACTION	Fn
1	139	Bingtian SU	CHN	29 Aug 89	2	6.58 Q	0.185	
2	261	Yoshihide KIRYU	JPN	15 Dec 95	6	6.65 Q	0.164	
3	396	Trell KIMMONS	USA	13 Jul 85	5	6.68 Q	0.150	
4	234	Hassan TAFTIAN	IRI	04 May 93	7	6.69 q PB	0.185	
5	363	Adam ZAVACKÝ	SVK	27 Jun 88	3	6.71	0.153	
6	366	Odain ROSE	SWE	19 Jul 92	8	6.71	0.146	
7	302	Cristian LEGUIZAMÓN	PAR	06 Feb 92	4	7.02 PB	0.216	

Photo Finish reading to 1/1000th of a second:

BIB 234 - 6.681

Heat 3

6

7 March 2014 18:52 START TIME

PLACE	BIB	NAME	COUNTRY	DATE OF BIRTH	LANE	RESULT	REACTION	Fn
1	357	Jason ROGERS	SKN	31 Aug 91	3	6.59 Q	0.135	
2	113	Warren FRASER	BAH	08 Jul 91	7	6.61 Q	0.130	
3	145	Peimeng ZHANG	CHN	13 Mar 87	1	6.65 Q SB	0.153	
4	313	Remigiusz OLSZEWSKI	POL	20 Sep 92	2	6.69 q	0.166	
5	129	T.J. LAWRENCE	CAN	26 Feb 91	5	6.74	0.151	
6	326	Gregory BRADAI	PYF	20 Jun 93	8	7.30 PB	0.187	
7	190	Yonder NAMELO	FSM	13 Oct 89	4	7.56 PB	0.203	
	358	Solomon BOCKARIE	SLE	18 May 87	6	DNS		

Photo Finish reading to 1/1000th of a second:

BIB 313 - 6.685



RESULTS
60 Metres Men - Round 1

Heat 4

6

7 March 2014 19:00 START TIME

PLACE	BIB	NAME	COUNTRY	DATE OF BIRTH	LANE	RESULT	REACTION	Fn
1	202	Richard KILTY	GBR	02 Sep 89	8	6.53 Q	PB	0.122
2	233	Reza GHASEMI	IRI	24 Jul 87	6	6.58 Q	NIR	0.156
3	245	Nesta CARTER	JAM	11 Oct 85	2	6.58 Q		0.172
4	299	Barakat Mubarak AL-HARTHI	OMA	15 Jun 88	4	6.69 q	SB	0.175
5	329	Samuel FRANCIS	QAT	27 Mar 87	3	6.69		0.143
6	355	Calvin KANG LI LOONG	SIN	16 Apr 90	7	6.75	PB	0.139
7	284	Benjamín VÉLIZ	NCA	02 Jun 91	5	7.27	NIR	0.199
8	278	Jamodre LALITA	MHL	18 May 92	1	7.72	PB	0.280

Photo Finish reading to 1/1000th of a second:

BIB 329 - 6.687

BIB 299 - 6.681

Heat 5

6

7 March 2014 19:07 START TIME

PLACE	BIB	NAME	COUNTRY	DATE OF BIRTH	LANE	RESULT	REACTION	Fn
1	214	Lucas JAKUBCZYK	GER	28 Apr 85	5	6.57 Q		0.143
2	310	Dariusz KUC	POL	24 Apr 86	4	6.58 Q	PB	0.137
3	330	Femi OGUNODE	QAT	15 May 91	7	6.63 Q		0.190
4	114	Adrian GRIFFITH	BAH	11 Nov 84	6	6.69		0.215
5	230	Rolando PALACIOS	HON	03 May 87	3	6.78	SB	0.155
6	226	Paul WILLIAMS	GRN	05 Apr 86	2	6.82		0.150
7	102	Ddoyd BROWN	ARU	17 Feb 93	8	7.47	PB	0.186

Photo Finish reading to 1/1000th of a second:

BIB 114 - 6.688

Heat 6

6

7 March 2014 19:15 START TIME

PLACE	BIB	NAME	COUNTRY	DATE OF BIRTH	LANE	RESULT	REACTION	Fn
1	192	Dwain CHAMBERS	GBR	05 Apr 78	8	6.57 Q		0.144
2	228	Adam HARRIS	GUY	21 Jul 87	6	6.62 Q		0.147
3	132	Gavin SMELLIE	CAN	26 Jun 86	3	6.63 Q		0.130
4	356	Brijesh LAWRENCE	SKN	27 Dec 89	4	6.63 q		0.123
5	418	Gabriel MVUMVURE	ZIM	23 Feb 88	7	6.64 q	PB	0.138
6	279	Riste PANDEV	MKD	25 Jan 94	2	7.00		0.185
7	103	Faresa KAPISI	ASA	23 Jul 97	5	7.14	PB	0.176

ALL-TIME TOP LIST

SEASON TOP LIST

RESULT	NAME	VENUE	DATE	RESULT	NAME	VENUE	DATE
6.39	Maurice GREENE (USA)	Madrid	3 Feb 98	6.47	James DASAOLU (GBR)	Birmingham (NIA), GBR	15 Feb 14
6.41	Andre CASON (USA)	Madrid	14 Feb 92	6.48	Jimmy VICAUT (FRA)	Birmingham (NIA), GBR	15 Feb 14
6.42	Dwain CHAMBERS (GBR)	Torino	7 Mar 09	6.48	Marvin BRACY (USA)	Albuquerque	23 Feb 14
6.43	Tim HARDEN (USA)	Maebashi	7 Mar 99	6.49	Yunier PÉREZ (CUB)	Moskva (CSKA)	2 Feb 14
6.45	Bruny SURIN (CAN)	Liévin	13 Feb 93	6.49	Trell KIMMONS (USA)	Albuquerque	23 Feb 14
6.45	Leonard MYLES-MILLS (GHA)	Colorado Springs, CO	20 Feb 99	6.49	Kim COLLINS (SKN)	Praha (O2 Arena)	25 Feb 14
6.45	Terrence TRAMMELL (USA)	Pocatello, ID	17 Feb 01	6.50	Tosin OGUNODE (QAT)	Flagstaff, AZ	25 Jan 14
6.45	Justin GATLIN (USA)	Boston (Roxbury), MA	1 Mar 03	6.51	Femi OGUNODE (QAT)	Flagstaff, AZ	25 Jan 14
6.45	Ronald POGNON (FRA)	Karlsruhe	13 Feb 05	6.51	Mike RODGERS (USA)	Albuquerque	22 Feb 14
6.45	Trell KIMMONS (USA)	Albuquerque, NM	26 Feb 12	6.52	Jason ROGERS (SKN)	Toronto (TFC)	15 Feb 14
				6.52	Joseph MORRIS (USA)	Albuquerque	23 Feb 14
				6.52	D'Anqelo CHERRY (USA)	Albuquerque	23 Feb 14
				6.52	Dwain CHAMBERS (GBR)	Praha (O2 Arena)	25 Feb 14



SUMMARY



60 Metres Men - Round 1

First 3 in each heat (Q) and the next 6 fastest (q) advance to the Semi-Finals

REVISED RANKING WITH TIES BROKEN TO .001 OF A SECOND

RECORDS	RESULT	NAME	COUNTRY	AGE	VENUE	DATE
World Indoor Record WIR	6.39	Maurice GREENE	USA	24	Madrid	3 Feb 1998
World Indoor Record WIR	6.39	Maurice GREENE	USA	27	Atlanta, GA	3 Mar 2001
Championship Record CR	6.42	Maurice GREENE	USA	25	Maebashi	7 Mar 1999
World Leading WL	6.47	James DASAOLU	GBR	27	Birmingham (NIA), GBR	15 Feb 2014
Area Indoor Record AIR	National Indoor Record NIR	Personal Best PB	Season Best SB			

7 March 2014

RANK	PLACE	HEAT	LANE	BIB	NAME	COUNTRY	DATE of BIRTH	RESULT
1	1	4	8	202	Richard KILTY	GBR	02 Sep 89	6.53 Q PB
2	1	6	8	192	Dwain CHAMBERS	GBR	05 Apr 78	6.57 Q
2	1	5	5	214	Lucas JAKUBCZYK	GER	28 Apr 85	6.57 Q
4	1	2	2	139	Bingtian SU	CHN	29 Aug 89	6.58 Q
4	2	5	4	310	Dariusz KUC	POL	24 Apr 86	6.58 Q PB
4	2	4	6	233	Reza GHASEMI	IRI	24 Jul 87	6.58 Q NIR
4	3	4	2	245	Nesta CARTER	JAM	11 Oct 85	6.58 Q
8	1	1	8	416	Gerald PHIRI	ZAM	06 Oct 88	6.59 Q
8	1	3	3	357	Jason ROGERS	SKN	31 Aug 91	6.59 Q
8	2	1	7	255	Kimari ROACH	JAM	21 Sep 90	6.59 Q PB
11	3	1	5	387	Marvin BRACY	USA	15 Dec 93	6.60 Q
12	2	3	7	113	Warren FRASER	BAH	08 Jul 91	6.61 Q
13	2	6	6	228	Adam HARRIS	GUY	21 Jul 87	6.62 Q
14	3	5	7	330	Femi OGUNODE	QAT	15 May 91	6.63 Q
14	3	6	3	132	Gavin SMELLIE	CAN	26 Jun 86	6.63 Q
14	4	6	4	356	Brijesh LAWRENCE	SKN	27 Dec 89	6.63 q
17	5	6	7	418	Gabriel MVUMVURE	ZIM	23 Feb 88	6.64 q PB
18	2	2	6	261	Yoshihide KIRYU	JPN	15 Dec 95	6.65 Q
18	3	3	1	145	Peimeng ZHANG	CHN	13 Mar 87	6.65 Q SB
20	4	1	6	241	Fabio CERUTTI	ITA	26 Sep 85	6.67 q
21	3	2	5	396	Trell KIMMONS	USA	13 Jul 85	6.68 Q
22	4	2	7	234	Hassan TAFTIAN	IRI	04 May 93	6.69 q PB
22	4	4	4	299	Barakat Mubarak AL-HARTHI	OMA	15 Jun 88	6.69 q SB
22	4	3	2	313	Remigiusz OLSZEWSKI	POL	20 Sep 92	6.69 q
22	5	4	3	329	Samuel FRANCIS	QAT	27 Mar 87	6.69
22	4	5	6	114	Adrian GRIFFITH	BAH	11 Nov 84	6.69
27	5	2	3	363	Adam ZAVACKÝ	SVK	27 Jun 88	6.71
27	6	2	8	366	Odain ROSE	SWE	19 Jul 92	6.71
29	5	1	2	364	Tom KLING-BAPTISTE	SWE	29 Aug 90	6.72
30	5	3	5	129	T.J. LAWRENCE	CAN	26 Feb 91	6.74
31	6	4	7	355	Calvin KANG LI LOONG	SIN	16 Apr 90	6.75 PB
32	5	5	3	230	Rolando PALACIOS	HON	03 May 87	6.78 SB
33	6	5	2	226	Paul WILLIAMS	GRN	05 Apr 86	6.82
34	6	1	4	368	Sibusiso MATSENJWA	SWZ	02 May 88	6.88 NIR
35	7	1	3	282	Jean Therie FERDINAND	MRI	16 Jul 92	6.98 PB
36	6	6	2	279	Riste PANDEV	MKD	25 Jan 94	7.00
37	7	2	4	302	Cristian LEGUIZAMÓN	PAR	06 Feb 92	7.02 PB
38	7	6	5	103	Faresa KAPISI	ASA	23 Jul 97	7.14 PB
39	7	4	5	284	Benjamín VÉLIZ	NCA	02 Jun 91	7.27 NIR
40	6	3	8	326	Gregory BRADAI	PYF	20 Jun 93	7.30 PB



SUMMARY
60 Metres Men - Round 1

7 March 2014

RANK	PLACE	HEAT	LANE	BIB	NAME	COUNTRY	DATE of BIRTH	RESULT
41	7	5	8	102	Ddoyd BROWN	ARU	17 Feb 93	7.47 PB
42	7	3	4	190	Yonder NAMELO	FSM	13 Oct 89	7.56 PB
43	8	4	1	278	Jamodre LALITA	MHL	18 May 92	7.72 PB
		3	6	358	Solomon BOCKARIE	SLE	18 May 87	DNS

Photo Finish reading to 1/1000th of a second:

BIB 329 - 6.687

BIB 114 - 6.688

BIB 299 - 6.681

BIB 234 - 6.681

BIB 313 - 6.685

ALL-TIME TOP LIST				SEASON TOP LIST			
RESULT	NAME	VENUE	DATE	RESULT	NAME	VENUE	DATE
6.39	Maurice GREENE (USA)	Madrid	3 Feb 98	6.47	James DASAOLU (GBR)	Birmingham (NIA), GBR	15 Feb 14
6.41	Andre CASON (USA)	Madrid	14 Feb 92	6.48	Jimmy VICAUT (FRA)	Birmingham (NIA), GBR	15 Feb 14
6.42	Dwain CHAMBERS (GBR)	Torino	7 Mar 09	6.48	Marvin BRACY (USA)	Albuquerque	23 Feb 14
6.43	Tim HARDEN (USA)	Maebashi	7 Mar 99	6.49	Yunier PÉREZ (CUB)	Moskva (CSKA)	2 Feb 14
6.45	Bruny SURIN (CAN)	Liévin	13 Feb 93	6.49	Trell KIMMONS (USA)	Albuquerque	23 Feb 14
6.45	Leonard MYLES-MILLS (GHA)	Colorado Springs, CO	20 Feb 99	6.49	Kim COLLINS (SKN)	Praha (O2 Arena)	25 Feb 14
6.45	Terrence TRAMMELL (USA)	Pocatello, ID	17 Feb 01	6.50	Tosin OGUNODE (QAT)	Flagstaff, AZ	25 Jan 14
6.45	Justin GATLIN (USA)	Boston (Roxbury), MA	1 Mar 03	6.51	Femi OGUNODE (QAT)	Flagstaff, AZ	25 Jan 14
6.45	Ronald POGNON (FRA)	Karlsruhe	13 Feb 05	6.51	Mike RODGERS (USA)	Albuquerque	22 Feb 14
6.45	Trell KIMMONS (USA)	Albuquerque, NM	26 Feb 12	6.52	Jason ROGERS (SKN)	Toronto (TFC)	15 Feb 14
				6.52	Joseph MORRIS (USA)	Albuquerque	23 Feb 14
				6.52	D'Anqelo CHERRY (USA)	Albuquerque	23 Feb 14
				6.52	Dwain CHAMBERS (GBR)	Praha (O2 Arena)	25 Feb 14



RESULTS



400 Metres Men - Final

RECORDS	RESULT	NAME	COUNTRY	AGE	VENUE	DATE
World Indoor Record WIR	44.57	Kerron CLEMENT	USA	20	Fayetteville, AR	12 Mar 2005
Championship Record CR	45.11	Nery BRENES	CRC	27	Istanbul	10 Mar 2012
World Leading WL	45.03	Deon LENDORE	TTO	22	College Station, TX	1 Mar 2014
Area Indoor Record AIR		National Indoor Record NIR		Personal Best PB		Season Best SB

Final

8 March 2014 20:27 START TIME

PLACE	BIB	NAME	COUNTRY	DATE OF BIRTH	LANE	RESULT	REACTION	Fn
1	156	Pavel MASLÁK	CZE	21 Feb 91	5	45.24 NIR	0.179	
2	112	Chris BROWN	BAH	15 Oct 78	6	45.58 PB	0.244	
3	390	Kyle CLEMONS	USA	27 Aug 90	4	45.74	0.189	
4	413	David VERBURG	USA	14 May 91	1	46.21	0.218	
5	370	Lalonde GORDON	TTO	25 Nov 88	2	46.39	0.230	
6	149	Nery BRENES	CRC	25 Sep 85	3	47.32	0.158	

ALL-TIME TOP LIST				SEASON TOP LIST			
RESULT	NAME	VENUE	DATE	RESULT	NAME	VENUE	DATE
44.57	Kerron CLEMENT (USA)	Fayetteville, AR	12 Mar 05	45.03	Deon LENDORE (TTO)	College Station, TX	1 Mar 14
44.63	Michael JOHNSON (USA)	Atlanta, GA	4 Mar 95	45.17	Lalonde GORDON (TTO)	Boston (BU), MA	8 Feb 14
44.80	Kirani JAMES (GRN)	Fayetteville, AR	27 Feb 11	45.24	Pavel MASLÁK (CZE)	Sopot	8 Mar 14
44.93	LaShawn MERRITT (USA)	Fayetteville, AR	11 Feb 05	45.28	Arman HALL (USA)	College Station, TX	1 Mar 14
45.02	Danny EVERETT (USA)	Stuttgart	2 Feb 92	45.39	Vernon NORWOOD (USA)	College Station, TX	1 Mar 14
45.03	Torrin LAWRENCE (USA)	Fayetteville, AR	12 Feb 10	45.58	Chris BROWN (BAH)	Sopot	8 Mar 14
45.03	Deon LENDORE (TTO)	College Station, TX	1 Mar 14	45.60	Kyle CLEMONS (USA)	Albuquerque	23 Feb 14
45.05	Thomas SCHÖNLEBE (GDR)	Sindelfingen	5 Feb 88	45.62	David VERBURG (USA)	Albuquerque	23 Feb 14
45.05	Alvin HARRISON (USA)	Atlanta, GA	28 Feb 98	45.71	Nigel LEVINE (GBR)	Birmingham (NIA), GBR	15 Feb 14
45.11	Nery BRENES (CRC)	Istanbul	10 Mar 12	45.84	Kind BUTLER III (USA)	Albuquerque	23 Feb 14



RESULT PROGRESSION

400 Metres Men - Final



RECORDS	RESULT	NAME	COUNTRY	AGE	VENUE	DATE
World Indoor Record WIR	44.57	Kerron CLEMENT	USA	20	Fayetteville, AR	12 Mar 2005
Championship Record CR	45.11	Nery BRENES	CRC	27	Istanbul	10 Mar 2012
World Leading WL	45.03	Deon LENDORE	TTO	22	College Station, TX	1 Mar 2014
Area Indoor Record AIR		National Indoor Record NIR		Personal Best PB		Season Best SB

8 March 2014

RANK	BIB	NAME	COUNTRY	DATE of BIRTH	PHASE	HEAT	LANE	PLACE	RESULT	
1	156	Pavel MASLÁK	CZE	21 Feb 91	Final	1	5	1	45.24	NIR
					Semi-Final	1	3	1	45.79 Q	
					Round 1	5	5	2	46.01 Q	
2	112	Chris BROWN	BAH	15 Oct 78	Final	1	6	2	45.58	PB
					Semi-Final	2	5	3	46.19 Q	
					Round 1	5	6	1	45.84 Q	SB
3	390	Kyle CLEMONS	USA	27 Aug 90	Final	1	4	3	45.74	
					Semi-Final	1	5	2	46.06 Q	
					Round 1	4	6	5	46.42 Q	
4	413	David VERBURG	USA	14 May 91	Final	1	1	4	46.21	
					Semi-Final	2	3	6	46.33 Q	
					Round 1	2	5	8	46.62 Q	
5	370	Lalonde GORDON	TTO	25 Nov 88	Final	1	2	5	46.39	
					Semi-Final	1	6	5	46.29 Q	
					Round 1	1	5	3	46.07 Q	
6	149	Nery BRENES	CRC	25 Sep 85	Final	1	3	6	47.32	
					Semi-Final	2	4	4	46.25 Q	SB
					Round 1	3	4	8	46.62 Q	

ALL-TIME TOP LIST				SEASON TOP LIST			
RESULT	NAME	VENUE	DATE	RESULT	NAME	VENUE	DATE
44.57	Kerron CLEMENT (USA)	Fayetteville, AR	12 Mar 05	45.03	Deon LENDORE (TTO)	College Station, TX	1 Mar 14
44.63	Michael JOHNSON (USA)	Atlanta, GA	4 Mar 95	45.17	Lalonde GORDON (TTO)	Boston (BU), MA	8 Feb 14
44.80	Kirani JAMES (GRN)	Fayetteville, AR	27 Feb 11	45.24	Pavel MASLÁK (CZE)	Sopot	8 Mar 14
44.93	LaShawn MERRITT (USA)	Fayetteville, AR	11 Feb 05	45.28	Arman HALL (USA)	College Station, TX	1 Mar 14
45.02	Danny EVERETT (USA)	Stuttgart	2 Feb 92	45.39	Vernon NORWOOD (USA)	College Station, TX	1 Mar 14
45.03	Torrin LAWRENCE (USA)	Fayetteville, AR	12 Feb 10	45.58	Chris BROWN (BAH)	Sopot	8 Mar 14
45.03	Deon LENDORE (TTO)	College Station, TX	1 Mar 14	45.60	Kyle CLEMONS (USA)	Albuquerque	23 Feb 14
45.05	Thomas SCHÖNLEBE (GDR)	Sindelfingen	5 Feb 88	45.62	David VERBURG (USA)	Albuquerque	23 Feb 14
45.05	Alvin HARRISON (USA)	Atlanta, GA	28 Feb 98	45.71	Nigel LEVINE (GBR)	Birmingham (NIA), GBR	15 Feb 14
45.11	Nery BRENES (CRC)	Istanbul	10 Mar 12	45.84	Kind BUTLER III (USA)	Albuquerque	23 Feb 14



RESULTS



400 Metres Men - Semi-Final

First 3 in each heat (Q) advance to the Final

RECORDS	RESULT	NAME	COUNTRY	AGE	VENUE	DATE
World Indoor Record WIR	44.57	Kerron CLEMENT	USA	20	Fayetteville, AR	12 Mar 2005
Championship Record CR	45.11	Nery BRENES	CRC	27	Istanbul	10 Mar 2012
World Leading WL	45.03	Deon LENDORE	TTO	22	College Station, TX	1 Mar 2014
Area Indoor Record AIR		National Indoor Record NIR		Personal Best PB		Season Best SB

Heat 1

2

7 March 2014 21:16 START TIME

PLACE	BIB	NAME	COUNTRY	DATE OF BIRTH	LANE	RESULT	REACTION	Fn
1	156	Pavel MASLÁK	CZE	21 Feb 91	3	45.79 Q	0.156	
2	390	Kyle CLEMONS	USA	27 Aug 90	5	46.06 Q	0.200	
3	370	Lalonde GORDON	TTO	25 Nov 88	6	46.29 Q	0.187	
4	199	Nigel LEVINE	GBR	30 Apr 89	1	46.84	0.165	
5	178	Marek NIIT	EST	09 Aug 87	2	47.67	0.199	
	248	Edino STEELE	JAM	06 Jan 87	4	DQ 163.3(b)	0.189	

Note:

IAAF Rule 163.3(b) - Infringement of the inside border

Heat 2

2

7 March 2014 21:23 START TIME

PLACE	BIB	NAME	COUNTRY	DATE OF BIRTH	LANE	RESULT	REACTION	Fn
1	112	Chris BROWN	BAH	15 Oct 78	5	46.19 Q	0.220	
2	149	Nery BRENES	CRC	25 Sep 85	4	46.25 Q SB	0.187	
3	413	David VERBURG	USA	14 May 91	3	46.33 Q	0.191	
4	165	Luguelín SANTOS	DOM	12 Nov 93	6	46.37	0.176	
5	314	Rafal OMEJKO	POL	16 Jan 89	2	46.94	0.217	
6	247	Akheem GAUNTLETT	JAM	26 Aug 90	1	47.13	0.178	

ALL-TIME TOP LIST

RESULT	NAME	VENUE	DATE
44.57	Kerron CLEMENT (USA)	Fayetteville, AR	12 Mar 05
44.63	Michael JOHNSON (USA)	Atlanta, GA	4 Mar 95
44.80	Kirani JAMES (GRN)	Fayetteville, AR	27 Feb 11
44.93	LaShawn MERRITT (USA)	Fayetteville, AR	11 Feb 05
45.02	Danny EVERETT (USA)	Stuttgart	2 Feb 92
45.03	Torrin LAWRENCE (USA)	Fayetteville, AR	12 Feb 10
45.03	Deon LENDORE (TTO)	College Station, TX	1 Mar 14
45.05	Thomas SCHÖNLEBE (GDR)	Sindelfingen	5 Feb 88
45.05	Alvin HARRISON (USA)	Atlanta, GA	28 Feb 98
45.11	Nery BRENES (CRC)	Istanbul	10 Mar 12

SEASON TOP LIST

RESULT	NAME	VENUE	DATE
45.03	Deon LENDORE (TTO)	College Station, TX	1 Mar 14
45.17	Lalonde GORDON (TTO)	Boston (BU), MA	8 Feb 14
45.28	Arman HALL (USA)	College Station, TX	1 Mar 14
45.39	Vernon NORWOOD (USA)	College Station, TX	1 Mar 14
45.60	Kyle CLEMONS (USA)	Albuquerque	23 Feb 14
45.62	David VERBURG (USA)	Albuquerque	23 Feb 14
45.66	Pavel MASLÁK (CZE)	Stockholm (Globe Arena)	6 Feb 14
45.71	Nigel LEVINE (GBR)	Birmingham (NIA), GBR	15 Feb 14
45.84	Kind BUTLER III (USA)	Albuquerque	23 Feb 14
45.84	Chris BROWN (BAH)	Sopot	7 Mar 14



SUMMARY



400 Metres Men - Semi-Final

First 3 in each heat (Q) advance to the Final

RECORDS	RESULT	NAME	COUNTRY	AGE	VENUE	DATE
World Indoor Record WIR	44.57	Kerron CLEMENT	USA	20	Fayetteville, AR	12 Mar 2005
Championship Record CR	45.11	Nery BRENES	CRC	27	Istanbul	10 Mar 2012
World Leading WL	45.03	Deon LENDORE	TTO	22	College Station, TX	1 Mar 2014
Area Indoor Record AIR		National Indoor Record NIR		Personal Best PB		Season Best SB

7 March 2014

RANK	PLACE	HEAT	LANE	BIB	NAME	COUNTRY	DATE of BIRTH	RESULT
1	1	1	3	156	Pavel MASLÁK	CZE	21 Feb 91	45.79 Q
2	2	1	5	390	Kyle CLEMONS	USA	27 Aug 90	46.06 Q
3	1	2	5	112	Chris BROWN	BAH	15 Oct 78	46.19 Q
4	2	2	4	149	Nery BRENES	CRC	25 Sep 85	46.25 Q SB
5	3	1	6	370	Lalonde GORDON	TTO	25 Nov 88	46.29 Q
6	3	2	3	413	David VERBURG	USA	14 May 91	46.33 Q
7	4	2	6	165	Luguelín SANTOS	DOM	12 Nov 93	46.37
8	4	1	1	199	Nigel LEVINE	GBR	30 Apr 89	46.84
9	5	2	2	314	Rafal OMELKO	POL	16 Jan 89	46.94
10	6	2	1	247	Akheem GAUNTLETT	JAM	26 Aug 90	47.13
11	5	1	2	178	Marek NIIT	EST	09 Aug 87	47.67
		1	4	248	Edino STEELE	JAM	06 Jan 87	DQ 163.3(b)

Note:

IAAF Rule 163.3(b) - Infringement of the inside border

ALL-TIME TOP LIST				SEASON TOP LIST			
RESULT	NAME	VENUE	DATE	RESULT	NAME	VENUE	DATE
44.57	Kerron CLEMENT (USA)	Fayetteville, AR	12 Mar 05	45.03	Deon LENDORE (TTO)	College Station, TX	1 Mar 14
44.63	Michael JOHNSON (USA)	Atlanta, GA	4 Mar 95	45.17	Lalonde GORDON (TTO)	Boston (BU), MA	8 Feb 14
44.80	Kirani JAMES (GRN)	Fayetteville, AR	27 Feb 11	45.28	Arman HALL (USA)	College Station, TX	1 Mar 14
44.93	LaShawn MERRITT (USA)	Fayetteville, AR	11 Feb 05	45.39	Vernon NORWOOD (USA)	College Station, TX	1 Mar 14
45.02	Danny EVERETT (USA)	Stuttgart	2 Feb 92	45.60	Kyle CLEMONS (USA)	Albuquerque	23 Feb 14
45.03	Torrin LAWRENCE (USA)	Fayetteville, AR	12 Feb 10	45.62	David VERBURG (USA)	Albuquerque	23 Feb 14
45.03	Deon LENDORE (TTO)	College Station, TX	1 Mar 14	45.66	Pavel MASLÁK (CZE)	Stockholm (Globe Arena)	6 Feb 14
45.05	Thomas SCHÖNLEBE (GDR)	Sindelfingen	5 Feb 88	45.71	Nigel LEVINE (GBR)	Birmingham (NIA), GBR	15 Feb 14
45.05	Alvin HARRISON (USA)	Atlanta, GA	28 Feb 98	45.84	Kind BUTLER III (USA)	Albuquerque	23 Feb 14
45.11	Nery BRENES (CRC)	Istanbul	10 Mar 12	45.84	Chris BROWN (BAH)	Sopot	7 Mar 14



RESULTS



400 Metres Men - Round 1

First 2 in each heat (Q) and the next 2 fastest (q) advance to the Semi-Finals

BIB 191 DISQUALIFIED BY THE REFEREE

RECORDS	RESULT	NAME	COUNTRY	AGE	VENUE	DATE
World Indoor Record WIR	44.57	Kerron CLEMENT	USA	20	Fayetteville, AR	12 Mar 2005
Championship Record CR	45.11	Nery BRENES	CRC	27	Istanbul	10 Mar 2012
World Leading WL	45.03	Deon LENDORE	TTO	22	College Station, TX	1 Mar 2014
Area Indoor Record AIR		National Indoor Record NIR		Personal Best PB		Season Best SB

Heat 1

5

7 March 2014 10:38 START TIME

PLACE	BIB	NAME	COUNTRY	DATE OF BIRTH	LANE	RESULT	REACTION	Fn
1	370	Lalonde GORDON	TTO	25 Nov 88	5	46.07 Q	0.153	
2	248	Edino STEELE	JAM	06 Jan 87	4	46.38 Q	0.171	
3	178	Marek NIIT	EST	09 Aug 87	6	46.52 q	0.204	
4	377	Vitaliy BUTRYM	UKR	10 Jan 91	3	46.98	0.199	
5	163	Erison HURTAULT	DMA	29 Dec 84	2	47.25	0.171	

Heat 2

5

7 March 2014 10:46 START TIME

PLACE	BIB	NAME	COUNTRY	DATE OF BIRTH	LANE	RESULT	REACTION	Fn
1	413	David VERBURG	USA	14 May 91	5	46.62 Q	0.288	
2	314	Rafal OMEJKO	POL	16 Jan 89	3	46.84 Q	0.204	
3	371	Jarrin SOLOMON	TTO	11 Jan 86	4	46.86	0.219	
4	164	Gustavo CUESTA	DOM	14 Nov 88	6	47.43	0.253	
5	211	Nika KARTAVTSEVI	GEO	13 Jun 92	2	48.68	0.299	SB

Heat 3

5

7 March 2014 10:53 START TIME

PLACE	BIB	NAME	COUNTRY	DATE OF BIRTH	LANE	RESULT	REACTION	Fn
1	165	Luguelin SANTOS	DOM	12 Nov 93	5	46.54 Q	0.180	
2	149	Nery BRENES	CRC	25 Sep 85	4	46.62 Q	0.161	
3	199	Nigel LEVINE	GBR	30 Apr 89	6	46.64 q	0.177	
4	125	Anderson HENRIQUES	BRA	03 Mar 92	1	46.82	0.153	PB
5	239	Donald SANFORD	ISR	05 Feb 87	3	47.90	0.281	
	354	Siologa VILIAMU SEPA	SAM	19 Mar 90	2	DQ 163.3(a)	0.193	

Note:

IAAF Rule 163.3(a) - Lane infringement

Heat 4

5

7 March 2014 11:01 START TIME

PLACE	BIB	NAME	COUNTRY	DATE OF BIRTH	LANE	RESULT	REACTION	Fn
1	390	Kyle CLEMONS	USA	27 Aug 90	6	46.42 Q	0.213	
2	247	Akheem GAUNTLETT	JAM	26 Aug 90	4	46.85 Q	0.180	
3	240	Tabarie HENRY	ISV	01 Dec 87	2	46.87	0.175	
4	287	Bram PETERS	NED	06 Feb 92	3	47.50	0.220	
	191	Richard BUCK	GBR	14 Nov 86	5	DQ 163.2	0.162	

Note:

IAAF Rule 163.2 - Jostling / Obstruction

Heat 5

5

7 March 2014 11:07 START TIME

PLACE	BIB	NAME	COUNTRY	DATE OF BIRTH	LANE	RESULT	REACTION	Fn
1	112	Chris BROWN	BAH	15 Oct 78	6	45.84 Q	0.229	SB
2	156	Pavel MASLÁK	CZE	21 Feb 91	5	46.01 Q	0.199	
3	160	Nick EKELUND-ARENANDER	DEN	23 Jan 89	4	46.68	0.197	
4	172	Mark UJAKPOR	ESP	18 Jan 87	3	47.16	0.210	
5	385	Falcon FAGUNDEZ	URU	10 Mar 90	2	49.89	0.222	PB
6	148	Jannot BACAR	COM	19 Dec 90	1	50.11	0.293	



RESULTS
400 Metres Men - Round 1

ALL-TIME TOP LIST				SEASON TOP LIST			
RESULT	NAME	VENUE	DATE	RESULT	NAME	VENUE	DATE
44.57	Kerron CLEMENT (USA)	Fayetteville, AR	12 Mar 05	45.03	Deon LENDORE (TTO)	College Station, TX	1 Mar 14
44.63	Michael JOHNSON (USA)	Atlanta, GA	4 Mar 95	45.17	Lalonde GORDON (TTO)	Boston (BU), MA	8 Feb 14
44.80	Kirani JAMES (GRN)	Fayetteville, AR	27 Feb 11	45.28	Arman HALL (USA)	College Station, TX	1 Mar 14
44.93	LaShawn MERRITT (USA)	Fayetteville, AR	11 Feb 05	45.39	Vernon NORWOOD (USA)	College Station, TX	1 Mar 14
45.02	Danny EVERETT (USA)	Stuttgart	2 Feb 92	45.60	Kyle CLEMONS (USA)	Albuquerque	23 Feb 14
45.03	Torrin LAWRENCE (USA)	Fayetteville, AR	12 Feb 10	45.62	David VERBURG (USA)	Albuquerque	23 Feb 14
45.03	Deon LENDORE (TTO)	College Station, TX	1 Mar 14	45.66	Pavel MASLÁK (CZE)	Stockholm (Globe Arena)	6 Feb 14
45.05	Thomas SCHÖNLEBE (GDR)	Sindelfingen	5 Feb 88	45.71	Nigel LEVINE (GBR)	Birmingham (NIA), GBR	15 Feb 14
45.05	Alvin HARRISON (USA)	Atlanta, GA	28 Feb 98	45.84	Kind BUTLER III (USA)	Albuquerque	23 Feb 14
45.11	Nery BRENES (CRC)	Istanbul	10 Mar 12	45.84	Chris BROWN (BAH)	Sopot	7 Mar 14



SUMMARY



400 Metres Men - Round 1

First 2 in each heat (Q) and the next 2 fastest (q) advance to the Semi-Finals

BIB 191 DISQUALIFIED BY THE REFEREE

RECORDS	RESULT	NAME	COUNTRY	AGE	VENUE	DATE
World Indoor Record WIR	44.57	Kerron CLEMENT	USA	20	Fayetteville, AR	12 Mar 2005
Championship Record CR	45.11	Nery BRENES	CRC	27	Istanbul	10 Mar 2012
World Leading WL	45.03	Deon LENDORE	TTO	22	College Station, TX	1 Mar 2014
Area Indoor Record AIR		National Indoor Record NIR		Personal Best PB		Season Best SB

7 March 2014

RANK	PLACE	HEAT	LANE	BIB	NAME	COUNTRY	DATE of BIRTH	RESULT
1	1	5	6	112	Chris BROWN	BAH	15 Oct 78	45.84 Q SB
2	2	5	5	156	Pavel MASLÁK	CZE	21 Feb 91	46.01 Q
3	3	1	5	370	Lalonde GORDON	TTO	25 Nov 88	46.07 Q
4	4	1	4	248	Edino STEELE	JAM	06 Jan 87	46.38 Q
5	5	4	6	390	Kyle CLEMONS	USA	27 Aug 90	46.42 Q
6	6	1	6	178	Marek NIIT	EST	09 Aug 87	46.52 q
7	7	3	5	165	Luguelín SANTOS	DOM	12 Nov 93	46.54 Q
8	8	2	5	413	David VERBURG	USA	14 May 91	46.62 Q
8	8	3	4	149	Nery BRENES	CRC	25 Sep 85	46.62 Q
10	10	3	6	199	Nigel LEVINE	GBR	30 Apr 89	46.64 q
11	11	5	4	160	Nick EKELUND-ARENANDER	DEN	23 Jan 89	46.68
12	12	3	1	125	Anderson HENRIQUES	BRA	03 Mar 92	46.82 PB
13	13	2	3	314	Rafal OMELKO	POL	16 Jan 89	46.84 Q
14	14	4	4	247	Akheem GAUNTLETT	JAM	26 Aug 90	46.85 Q
15	15	2	4	371	Jarrin SOLOMON	TTO	11 Jan 86	46.86
16	16	4	2	240	Tabarie HENRY	ISV	01 Dec 87	46.87
17	17	1	3	377	Vitaliy BUTRYM	UKR	10 Jan 91	46.98
18	18	5	3	172	Mark UJAKPOR	ESP	18 Jan 87	47.16
19	19	1	2	163	Erison HURTAULT	DMA	29 Dec 84	47.25
20	20	2	6	164	Gustavo CUESTA	DOM	14 Nov 88	47.43
21	21	4	3	287	Bram PETERS	NED	06 Feb 92	47.50
22	22	3	3	239	Donald SANFORD	ISR	05 Feb 87	47.90
23	23	2	2	211	Nika KARTAVTSEVI	GEO	13 Jun 92	48.68 SB
24	24	5	2	385	Falcon FAGUNDEZ	URU	10 Mar 90	49.89 PB
25	25	5	1	148	Jannot BACAR	COM	19 Dec 90	50.11
		4	5	191	Richard BUCK	GBR	14 Nov 86	DQ 163.2
		3	2	354	Siologa VILIAMU SEPA	SAM	19 Mar 90	DQ 163.3(a)

Note:

IAAF Rule 163.3(a) - Lane infringement

IAAF Rule 163.2 - Jostling / Obstruction

ALL-TIME TOP LIST

SEASON TOP LIST

RESULT	NAME	VENUE	DATE	RESULT	NAME	VENUE	DATE
44.57	Kerron CLEMENT (USA)	Fayetteville, AR	12 Mar 05	45.03	Deon LENDORE (TTO)	College Station, TX	1 Mar 14
44.63	Michael JOHNSON (USA)	Atlanta, GA	4 Mar 95	45.17	Lalonde GORDON (TTO)	Boston (BU), MA	8 Feb 14
44.80	Kirani JAMES (GRN)	Fayetteville, AR	27 Feb 11	45.28	Arman HALL (USA)	College Station, TX	1 Mar 14
44.93	LaShawn MERRITT (USA)	Fayetteville, AR	11 Feb 05	45.39	Vernon NORWOOD (USA)	College Station, TX	1 Mar 14
45.02	Danny EVERETT (USA)	Stuttgart	2 Feb 92	45.60	Kyle CLEMONS (USA)	Albuquerque	23 Feb 14
45.03	Torrin LAWRENCE (USA)	Fayetteville, AR	12 Feb 10	45.62	David VERBURG (USA)	Albuquerque	23 Feb 14
45.03	Deon LENDORE (TTO)	College Station, TX	1 Mar 14	45.66	Pavel MASLÁK (CZE)	Stockholm (Globe Arena)	6 Feb 14
45.05	Thomas SCHÖNLEBE (GDR)	Sindelfingen	5 Feb 88	45.71	Nigel LEVINE (GBR)	Birmingham (NIA), GBR	15 Feb 14
45.05	Alvin HARRISON (USA)	Atlanta, GA	28 Feb 98	45.84	Kind BUTLER III (USA)	Albuquerque	23 Feb 14
45.11	Nery BRENES (CRC)	Istanbul	10 Mar 12	45.84	Chris BROWN (BAH)	Sopot	7 Mar 14





RESULTS



800 Metres Men - Final

BIB 311 DISQUALIFIED BY THE REFEREE

RECORDS	RESULT	NAME	COUNTRY	AGE	VENUE	DATE
World Indoor Record WIR	1:42.67	Wilson KIPKETER	DEN	25	Paris-Bercy	9 Mar 1997
Championship Record CR	1:42.67	Wilson KIPKETER	DEN	25	Paris-Bercy	9 Mar 1997
World Leading WL	1:44.52	Mohammed AMAN	ETH	20	Birmingham (NIA), GBR	15 Feb 2014
Area Indoor Record AIR		National Indoor Record NIR		Personal Best PB		Season Best SB

Final

9 March 2014 17:17 START TIME

PLACE	BIB	NAME	COUNTRY	DATE of BIRTH	LANE	RESULT
1	180	Mohammed AMAN	ETH	10 Jan 94	3	1:46.40
2	309	Adam KSZCZOT	POL	02 Sep 89	6	1:46.76
3	206	Andrew OSAGIE	GBR	19 Feb 88	5	1:47.10
4	337	André OLIVIER	RSA	29 Dec 89	4	1:47.31
5	286	Thijmen KUPERS	NED	04 Oct 91	1	1:47.74
	311	Marcin LEWANDOWSKI	POL	13 Jun 87	2	DQ 163.3(b)
INTERMEDIATE TIMES		200m	286 Thijmen KUPERS			24.96
		400m	286 Thijmen KUPERS			53.29
		600m	311 Marcin LEWANDOWSKI			1:20.57

Note:

IAAF Rule 163.3(b) - Infringement of the inside border

ALL-TIME TOP LIST				SEASON TOP LIST			
RESULT	NAME	VENUE	DATE	RESULT	NAME	VENUE	DATE
1:42.67	Wilson KIPKETER (DEN)	Paris-Bercy	9 Mar 97	1:44.52	Mohammed AMAN (ETH)	Birmingham (NIA), GBR	15 Feb 14
1:44.15	Yuriy BORZAKOVSKIY (RUS)	Karlsruhe	27 Jan 01	1:44.99	André OLIVIER (RSA)	Birmingham (NIA), GBR	15 Feb 14
1:44.52	Mohammed AMAN (ETH)	Birmingham (NIA), GBR	15 Feb 14	1:45.19	Adam KSZCZOT (POL)	Birmingham (NIA), GBR	15 Feb 14
1:44.57	Adam KSZCZOT (POL)	Liévin	14 Feb 12	1:45.22	Andrew OSAGIE (GBR)	Birmingham (NIA), GBR	15 Feb 14
1:44.71	Joseph Mwenqi MUTUA (KEN)	Stuttgart	31 Jan 04	1:45.56	Marcin LEWANDOWSKI (POL)	Stockholm (Globe Arena)	6 Feb 14
1:44.75	Ismail Ahmed ISMAIL (SUD)	Praha (O2 Arena)	26 Feb 09	1:45.69	Kevin LÓPEZ (ESP)	Stockholm (Globe Arena)	6 Feb 14
1:44.78	Pawel CZAPIEWSKI (POL)	Wien	3 Mar 02	1:46.30	Abraham Kipchirchir ROTICH (KEN)	sruhe (Europahalle)	1 Feb 14
1:44.81	Abubaker KAKI (SUD)	Valencia, ESP	9 Mar 08	1:46.53	Stepan POISTOGOV (RUS)	Moskva (CSKA)	18 Feb 14
1:44.82	Mehdi BAALA (FRA)	Stockholm	18 Feb 03	1:46.55	Thijmen KUPERS (NED)	Sopot	7 Mar 14
1:44.84	Paul ERENG (KEN)	Budapest (SC)	4 Mar 89	1:46.71	Michael RUTT (USA)	Boston (BU), MA	7 Feb 14

RESULT PROGRESSION

800 Metres Men - Final



BIB 311 DISQUALIFIED BY THE REFEREE

RECORDS	RESULT	NAME	COUNTRY	AGE	VENUE	DATE
World Indoor Record WIR	1:42.67	Wilson KIPKETER	DEN	25	Paris-Bercy	9 Mar 1997
Championship Record CR	1:42.67	Wilson KIPKETER	DEN	25	Paris-Bercy	9 Mar 1997
World Leading WL	1:44.52	Mohammed AMAN	ETH	20	Birmingham (NIA), GBR	15 Feb 2014
Area Indoor Record AIR		National Indoor Record NIR		Personal Best PB		Season Best SB

9 March 2014

RANK	BIB	NAME	COUNTRY	DATE of BIRTH	PHASE	HEAT	LANE	PLACE	RESULT
1	180	Mohammed AMAN	ETH	10 Jan 94	Final	1	3	1	1:46.40
					Round 1	1	3	6	1:46.73 Q
2	309	Adam KSZCZOT	POL	02 Sep 89	Final	1	6	2	1:46.76
					Round 1	3	4	1	1:45.76 Q
3	206	Andrew OSAGIE	GBR	19 Feb 88	Final	1	5	3	1:47.10
					Round 1	3	1	2	1:45.88 q
4	337	André OLIVIER	RSA	29 Dec 89	Final	1	4	4	1:47.31
					Round 1	2	5	3	1:46.18 Q
5	286	Thijmen KUPERS	NED	04 Oct 91	Final	1	1	5	1:47.74
					Round 1	2	3	5	1:46.55 PB
	311	Marcin LEWANDOWSKI	POL	13 Jun 87	Final	1	2		DQ 163.3(b)
					Round 1	2	1	4	1:46.26

Note:

IAAF Rule 163.3(b) - Infringement of the inside border

ALL-TIME TOP LIST				SEASON TOP LIST			
RESULT	NAME	VENUE	DATE	RESULT	NAME	VENUE	DATE
1:42.67	Wilson KIPKETER (DEN)	Paris-Bercy	9 Mar 97	1:44.52	Mohammed AMAN (ETH)	Birmingham (NIA), GBR	15 Feb 14
1:44.15	Yuriy BORZAKOVSKIY (RUS)	Karlsruhe	27 Jan 01	1:44.99	André OLIVIER (RSA)	Birmingham (NIA), GBR	15 Feb 14
1:44.52	Mohammed AMAN (ETH)	Birmingham (NIA), GBR	15 Feb 14	1:45.19	Adam KSZCZOT (POL)	Birmingham (NIA), GBR	15 Feb 14
1:44.57	Adam KSZCZOT (POL)	Liévin	14 Feb 12	1:45.22	Andrew OSAGIE (GBR)	Birmingham (NIA), GBR	15 Feb 14
1:44.71	Joseph Mwenqi MUTUA (KEN)	Stuttgart	31 Jan 04	1:45.56	Marcin LEWANDOWSKI (POL)	Stockholm (Globe Arena)	6 Feb 14
1:44.75	Ismail Ahmed ISMAIL (SUD)	Praha (O2 Arena)	26 Feb 09	1:45.69	Kevin LÓPEZ (ESP)	Stockholm (Globe Arena)	6 Feb 14
1:44.78	Pawel CZAPIEWSKI (POL)	Wien	3 Mar 02	1:46.30	Abraham Kipchirchir ROTICH (KEN)	Isruhe (Europahalle)	1 Feb 14
1:44.81	Abubaker KAKI (SUD)	Valencia, ESP	9 Mar 08	1:46.53	Stepan POISTOGOV (RUS)	Moskva (CSKA)	18 Feb 14
1:44.82	Mehdi BAALA (FRA)	Stockholm	18 Feb 03	1:46.55	Thijmen KUPERS (NED)	Sopot	7 Mar 14
1:44.84	Paul ERENG (KEN)	Budapest (SC)	4 Mar 89	1:46.71	Michael RUTT (USA)	Boston (BU), MA	7 Feb 14

RESULTS



800 Metres Men - Round 1

First 1 in each heat (Q) and the next 3 fastest (q) advance to the Final

BIB 300 DISQUALIFIED BY THE REFEREE

RECORDS	RESULT	NAME	COUNTRY	AGE	VENUE	DATE
World Indoor Record WIR	1:42.67	Wilson KIPKETER	DEN	25	Paris-Bercy	9 Mar 1997
Championship Record CR	1:42.67	Wilson KIPKETER	DEN	25	Paris-Bercy	9 Mar 1997
World Leading WL	1:44.52	Mohammed AMAN	ETH	20	Birmingham (NIA), GBR	15 Feb 2014
Area Indoor Record AIR		National Indoor Record NIR		Personal Best PB		Season Best SB

Heat 1

3

7 March 2014 13:28 START TIME

PLACE	BIB	NAME	COUNTRY	DATE OF BIRTH	LANE	RESULT
1	180	Mohammed AMAN	ETH	10 Jan 94	3	1:46.73 Q
2	342	Stepan POISTOGOV	RUS	14 Dec 86	2	1:47.11
3	168	Kevin LÓPEZ	ESP	12 Jun 90	1	1:47.34
4	204	Mukhtar MOHAMMED	GBR	01 Dec 90	5	1:47.59 SB
5	407	Erik SOWINSKI	USA	21 Dec 89	6	1:48.04
6	268	Tenirberdi SUIUNBAEV	KGZ	05 Sep 94	5	2:00.51 PB
	300	Saddam HUSSAIN	PAK	24 Jun 95	4	DQ 163.3(b)
INTERMEDIATE TIMES		200m	168 Kevin LÓPEZ	26.00		
		400m	168 Kevin LÓPEZ	52.96		
		600m	168 Kevin LÓPEZ	1:19.76		

Note:

IAAF Rule 163.3(b) - Infringement of the inside border

Heat 2

3

7 March 2014 13:36 START TIME

PLACE	BIB	NAME	COUNTRY	DATE OF BIRTH	LANE	RESULT
1	337	André OLIVIER	RSA	29 Dec 89	5	1:46.18 Q
2	311	Marcin LEWANDOWSKI	POL	13 Jun 87	1	1:46.26 q
3	286	Thijmen KUPERS	NED	04 Oct 91	3	1:46.55 q PB
4	409	Nick SYMONDS	USA	30 Dec 83	6	1:47.29 SB
5	369	Farkhod KURALOV	TJK	18 Oct 93	2	1:52.36 NIR
	327	Musaeb Abdulrahman BALLA	QAT	19 Mar 89	4	DQ 163.3(a)
INTERMEDIATE TIMES		200m	327 Musaeb Abdulrahman BALLA	25.31		
		400m	327 Musaeb Abdulrahman BALLA	52.85		
		600m	337 André OLIVIER	1:20.04		

Note:

IAAF Rule 163.3(a) - Lane infringement

Heat 3

3

7 March 2014 13:44 START TIME

PLACE	BIB	NAME	COUNTRY	DATE OF BIRTH	LANE	RESULT
1	309	Adam KSZCZOT	POL	02 Sep 89	4	1:45.76 Q
2	206	Andrew OSAGIE	GBR	19 Feb 88	1	1:45.88 q
3	266	Jeremiah Kipkorir MUTAI	KEN	27 Dec 92	5	1:47.41
4	235	Mark ENGLISH	IRL	18 Mar 93	2	1:47.60
5	238	Kristinn Thór KRISTINSSON	ISL	07 Sep 89	3	1:51.20 PB
6	281	Brice ETES	MON	11 Apr 84	6	1:51.24 NIR
INTERMEDIATE TIMES		200m	266 Jeremiah Kipkorir MUTAI	25.29		
		400m	266 Jeremiah Kipkorir MUTAI	51.71		
		600m	309 Adam KSZCZOT	1:19.28		



RESULTS
800 Metres Men - Round 1

ALL-TIME TOP LIST				SEASON TOP LIST			
RESULT	NAME	VENUE	DATE	RESULT	NAME	VENUE	DATE
1:42.67	Wilson KIPKETER (DEN)	Paris-Bercy	9 Mar 97	1:44.52	Mohammed AMAN (ETH)	Birmingham (NIA), GBR	15 Feb 14
1:44.15	Yuriy BORZAKOVSKIY (RUS)	Karlsruhe	27 Jan 01	1:44.99	André OLIVIER (RSA)	Birmingham (NIA), GBR	15 Feb 14
1:44.52	Mohammed AMAN (ETH)	Birmingham (NIA), GBR	15 Feb 14	1:45.19	Adam KSZCZOT (POL)	Birmingham (NIA), GBR	15 Feb 14
1:44.57	Adam KSZCZOT (POL)	Liévin	14 Feb 12	1:45.22	Andrew OSAGIE (GBR)	Birmingham (NIA), GBR	15 Feb 14
1:44.71	Joseph Mwenqi MUTUA (KEN)	Stuttgart	31 Jan 04	1:45.56	Marcin LEWANDOWSKI (POL)	Stockholm (Globe Arena)	6 Feb 14
1:44.75	Ismail Ahmed ISMAIL (SUD)	Praha (O2 Arena)	26 Feb 09	1:45.69	Kevin LÓPEZ (ESP)	Stockholm (Globe Arena)	6 Feb 14
1:44.78	Paweł CZAPIEWSKI (POL)	Wien	3 Mar 02	1:46.30	Abraham Kipchirchir ROTICH (KEN)	Isruhe (Europahalle)	1 Feb 14
1:44.81	Abubaker KAKI (SUD)	Valencia, ESP	9 Mar 08	1:46.53	Stepan POISTOGOV (RUS)	Moskva (CSKA)	18 Feb 14
1:44.82	Mehdi BAALA (FRA)	Stockholm	18 Feb 03	1:46.55	Thijmen KUPERS (NED)	Sopot	7 Mar 14
1:44.84	Paul ERENG (KEN)	Budapest (SC)	4 Mar 89	1:46.71	Michael RUTT (USA)	Boston (BU), MA	7 Feb 14



SUMMARY



800 Metres Men - Round 1

First 1 in each heat (Q) and the next 3 fastest (q) advance to the Final

BIB 300 DISQUALIFIED BY THE REFEREE

RECORDS	RESULT	NAME	COUNTRY	AGE	VENUE	DATE
World Indoor Record WIR	1:42.67	Wilson KIPKETER	DEN	25	Paris-Bercy	9 Mar 1997
Championship Record CR	1:42.67	Wilson KIPKETER	DEN	25	Paris-Bercy	9 Mar 1997
World Leading WL	1:44.52	Mohammed AMAN	ETH	20	Birmingham (NIA), GBR	15 Feb 2014
Area Indoor Record AIR		National Indoor Record NIR		Personal Best PB		Season Best SB

7 March 2014

RANK	PLACE	HEAT	LANE	BIB	NAME	COUNTRY	DATE of BIRTH	RESULT
1	1	3	4	309	Adam KSZCZOT	POL	02 Sep 89	1:45.76 Q
2	2	3	1	206	Andrew OSAGIE	GBR	19 Feb 88	1:45.88 q
3	3	2	5	337	André OLIVIER	RSA	29 Dec 89	1:46.18 Q
4	4	2	1	311	Marcin LEWANDOWSKI	POL	13 Jun 87	1:46.26 q
5	5	2	3	286	Thijmen KUPERS	NED	04 Oct 91	1:46.55 q PB
6	6	1	3	180	Mohammed AMAN	ETH	10 Jan 94	1:46.73 Q
7	7	1	2	342	Stepan POISTOGOV	RUS	14 Dec 86	1:47.11
8	8	2	6	409	Nick SYMMONDS	USA	30 Dec 83	1:47.29 SB
9	9	1	1	168	Kevin LÓPEZ	ESP	12 Jun 90	1:47.34
10	10	3	5	266	Jeremiah Kipkorir MUTAI	KEN	27 Dec 92	1:47.41
11	11	1	5	204	Mukhtar MOHAMMED	GBR	01 Dec 90	1:47.59 SB
12	12	3	2	235	Mark ENGLISH	IRL	18 Mar 93	1:47.60
13	13	1	6	407	Erik SOWINSKI	USA	21 Dec 89	1:48.04
14	14	3	3	238	Kristinn Thór KRISTINSSON	ISL	07 Sep 89	1:51.20 PB
15	15	3	6	281	Brice ETES	MON	11 Apr 84	1:51.24 NIR
16	16	2	2	369	Farkhod KURALOV	TJK	18 Oct 93	1:52.36 NIR
17	17	1	5	268	Tenirberdi SUIUNBAEV	KGZ	05 Sep 94	2:00.51 PB
		2	4	327	Musaeb Abdulrahman BALLA	QAT	19 Mar 89	DQ 163.3(a)
		1	4	300	Saddam HUSSAIN	PAK	24 Jun 95	DQ 163.3(b)

Note:

IAAF Rule 163.3(b) - Infringement of the inside border

IAAF Rule 163.3(a) - Lane infringement

ALL-TIME TOP LIST				SEASON TOP LIST			
RESULT	NAME	VENUE	DATE	RESULT	NAME	VENUE	DATE
1:42.67	Wilson KIPKETER (DEN)	Paris-Bercy	9 Mar 97	1:44.52	Mohammed AMAN (ETH)	Birmingham (NIA), GBR	15 Feb 14
1:44.15	Yuriy BORZAKOVSKIY (RUS)	Karlsruhe	27 Jan 01	1:44.99	André OLIVIER (RSA)	Birmingham (NIA), GBR	15 Feb 14
1:44.52	Mohammed AMAN (ETH)	Birmingham (NIA), GBR	15 Feb 14	1:45.19	Adam KSZCZOT (POL)	Birmingham (NIA), GBR	15 Feb 14
1:44.57	Adam KSZCZOT (POL)	Liévin	14 Feb 12	1:45.22	Andrew OSAGIE (GBR)	Birmingham (NIA), GBR	15 Feb 14
1:44.71	Joseph Mwenqi MUTUA (KEN)	Stuttgart	31 Jan 04	1:45.56	Marcin LEWANDOWSKI (POL)	Stockholm (Globe Arena)	6 Feb 14
1:44.75	Ismail Ahmed ISMAIL (SUD)	Praha (O2 Arena)	26 Feb 09	1:45.69	Kevin LÓPEZ (ESP)	Stockholm (Globe Arena)	6 Feb 14
1:44.78	Pawel CZAPIEWSKI (POL)	Wien	3 Mar 02	1:46.30	Abraham Kipchirchir ROTICH (KEN)	Isruhe (Europahalle)	1 Feb 14
1:44.81	Abubaker KAKI (SUD)	Valencia, ESP	9 Mar 08	1:46.53	Stepan POISTOGOV (RUS)	Moskva (CSKA)	18 Feb 14
1:44.82	Mehdi BAALA (FRA)	Stockholm	18 Feb 03	1:46.55	Thijmen KUPERS (NED)	Sopot	7 Mar 14
1:44.84	Paul ERENG (KEN)	Budapest (SC)	4 Mar 89	1:46.71	Michael RUTT (USA)	Boston (BU), MA	7 Feb 14

RESULTS



1500 Metres Men - Final

BIB 298 DISQUALIFIED BY THE REFEREE

RECORDS	RESULT	NAME	COUNTRY	AGE	VENUE	DATE
World Indoor Record WIR	3:31.18	Hicham EL GUERROUJ	MAR	23	Stuttgart	2 Feb 1997
Championship Record CR	3:33.77	Haile GEBRSELESSIE	ETH	26	Maebashi	7 Mar 1999
World Leading WL	3:35.0	Mohamed MOUSTAOUJ	MAR	29	Stockholm (Globe Arena)	6 Feb 2014
Area Indoor Record AIR		National Indoor Record NIR		Personal Best PB		Season Best SB

Final

8 March 2014 20:00 START TIME

PLACE	BIB	NAME	COUNTRY	DATE of BIRTH	ORDER	RESULT
1	162	Ayanleh SOULEIMAN	DJI	03 Dec 92	2	3:37.52
2	184	Aman WOTE	ETH	18 Apr 84	3	3:38.08
3	273	Abdalaati IGUIDER	MAR	25 Mar 87	9	3:38.21
4	376	Ilham Tanui ÖZBİLEN	TUR	05 Mar 90	4	3:39.10
5	154	Jakub HOLUŠA	CZE	20 Feb 88	5	3:39.23
6	400	Will LEER	USA	15 Apr 85	8	3:39.60
7	220	Homiyu TESFAYE	GER	23 Jun 93	1	3:39.90
8	263	Bethwell BIRGEN	KEN	06 Aug 88	6	3:40.66
	298	Nicholas WILLIS	NZL	25 Apr 83	7	DQ 163.3(b)

INTERMEDIATE TIMES	200m	400m	600m	800m	1000m	1200m	1400m
	162 Ayanleh SOULEIMAN	28.45	263 Bethwell BIRGEN	59.21	162 Ayanleh SOULEIMAN	1:28.41	162 Ayanleh SOULEIMAN
	162 Ayanleh SOULEIMAN	1:58.96	162 Ayanleh SOULEIMAN	2:29.53	184 Aman WOTE	2:58.23	162 Ayanleh SOULEIMAN
	162 Ayanleh SOULEIMAN	3:24.49					

Note:

IAAF Rule 163.3(b) - Infringement of the inside border

ALL-TIME TOP LIST

SEASON TOP LIST

RESULT	NAME	VENUE	DATE	RESULT	NAME	VENUE	DATE
3:31.18	Hicham EL GUERROUJ (MAR)	Stuttgart	2 Feb 97	3:35.0	Mohamed MOUSTAOUJ (MAR)	Stockholm (Globe Arena)	6 Feb 14
3:31.76	Haile GEBRSELESSIE (ETH)	Stuttgart	1 Feb 98	3:35.2	Ayanleh SOULEIMAN (DJI)	Stockholm (Globe Arena)	6 Feb 14
3:32.11	Laban ROTICH (KEN)	Stuttgart	1 Feb 98	3:35.3	Bethwell BIRGEN (KEN)	Stockholm (Globe Arena)	6 Feb 14
3:33.08	Daniel Kipchirchir KOMEN (KEN)	Karlsruhe	13 Feb 05	3:35.85	Silas KIPLAGAT (KEN)	Moskva (CSKA)	2 Feb 14
3:33.10	Deresse MEKONNEN (ETH)	Birmingham, GBR	20 Feb 10	3:36.4	Aman WOTE (ETH)	Stockholm (Globe Arena)	6 Feb 14
3:33.17	Vénuste NIYONGABO (BDI)	Liévin	22 Feb 98	3:36.41	Collins CHEBOI (KEN)	Moskva (CSKA)	2 Feb 14
3:33.23	Augustine Kiprono CHOGE (KEN)	Birmingham, GBR	19 Feb 11	3:36.8	Caleb Mwanqanqi NDIKU (KEN)	Stockholm (Globe Arena)	6 Feb 14
3:33.32	Andrés Manuel DÍAZ (ESP)	Pireás	24 Feb 99	3:37.02	Nixon Kiplimo CHEPSEBA (KEN)	Karlsruhe (Europahalle)	1 Feb 14
3:33.34	Bernard LAGAT (KEN)	Fayetteville, AR	11 Feb 05	3:37.3	Fouad ELKAAM (MAR)	Stockholm (Globe Arena)	6 Feb 14
3:33.96	Haron KEITANY (KEN)	Gent	8 Feb 09	3:37.35	Homiyu TESFAYE (GER)	Birmingham (NIA), GBR	15 Feb 14

RESULT PROGRESSION

1500 Metres Men - Final



BIB 298 DISQUALIFIED BY THE REFEREE

RECORDS	RESULT	NAME	COUNTRY	AGE	VENUE	DATE
World Indoor Record WIR	3:31.18	Hicham EL GUERROUJ	MAR	23	Stuttgart	2 Feb 1997
Championship Record CR	3:33.77	Haile GEBRSELASSIE	ETH	26	Maebashi	7 Mar 1999
World Leading WL	3:35.0	Mohamed MOUSTAOUJ	MAR	29	Stockholm (Globe Arena)	6 Feb 2014
Area Indoor Record AIR		National Indoor Record NIR		Personal Best PB		Season Best SB

8 March 2014

RANK	BIB	NAME	COUNTRY	DATE of BIRTH	PHASE	HEAT	PLACE	RESULT
1	162	Ayanleh SOULEIMAN	DJI	03 Dec 92	Final	1	1	3:37.52
					Round 1	2	5	3:38.94 Q
2	184	Aman WOTE	ETH	18 Apr 84	Final	1	2	3:38.08
					Round 1	3	1	3:36.75 Q
3	273	Abdalaati IGUIDER	MAR	25 Mar 87	Final	1	3	3:38.21
					Round 1	3	2	3:37.83 Q SB
4	376	Ilham Tanui ÖZBILEN	TUR	05 Mar 90	Final	1	4	3:39.10
					Round 1	3	7	3:39.31 q
5	154	Jakub HOLUŠA	CZE	20 Feb 88	Final	1	5	3:39.23
					Round 1	1	16	3:47.20 Q
6	400	Will LEER	USA	15 Apr 85	Final	1	6	3:39.60
					Round 1	3	3	3:38.02 q
7	220	Homiyu TESFAYE	GER	23 Jun 93	Final	1	7	3:39.90
					Round 1	1	15	3:47.07 Q
8	263	Bethwell BIRGEN	KEN	06 Aug 88	Final	1	8	3:40.66
					Round 1	3	4	3:38.56 q
	298	Nicholas WILLIS	NZL	25 Apr 83	Final	1		DQ 163.3(b)
					Round 1	2	6	3:39.14 Q

Note:

IAAF Rule 163.3(b) - Infringement of the inside border

ALL-TIME TOP LIST				SEASON TOP LIST			
RESULT	NAME	VENUE	DATE	RESULT	NAME	VENUE	DATE
3:31.18	Hicham EL GUERROUJ (MAR)	Stuttgart	2 Feb 97	3:35.0	Mohamed MOUSTAOUJ (MAR)	Stockholm (Globe Arena)	6 Feb 14
3:31.76	Haile GEBRSELASSIE (ETH)	Stuttgart	1 Feb 98	3:35.2	Ayanleh SOULEIMAN (DJI)	Stockholm (Globe Arena)	6 Feb 14
3:32.11	Laban ROTICH (KEN)	Stuttgart	1 Feb 98	3:35.3	Bethwell BIRGEN (KEN)	Stockholm (Globe Arena)	6 Feb 14
3:33.08	Daniel Kipchirchir KOMEN (KEN)	Karlsruhe	13 Feb 05	3:35.85	Silas KIPLAGAT (KEN)	Moskva (CSKA)	2 Feb 14
3:33.10	Deresse MEKONNEN (ETH)	Birmingham, GBR	20 Feb 10	3:36.4	Aman WOTE (ETH)	Stockholm (Globe Arena)	6 Feb 14
3:33.17	Vénuste NIYONGABO (BDI)	Liévin	22 Feb 98	3:36.41	Collins CHEBOI (KEN)	Moskva (CSKA)	2 Feb 14
3:33.23	Augustine Kiprono CHOGE (KEN)	Birmingham, GBR	19 Feb 11	3:36.8	Caleb Mwanqanqi NDIKU (KEN)	Stockholm (Globe Arena)	6 Feb 14
3:33.32	Andrés Manuel DÍAZ (ESP)	Pireás	24 Feb 99	3:37.02	Nixon Kiplimo CHEPSEBA (KEN)	Karlsruhe (Europahalle)	1 Feb 14
3:33.34	Bernard LAGAT (KEN)	Fayetteville, AR	11 Feb 05	3:37.3	Fouad ELKAAM (MAR)	Stockholm (Globe Arena)	6 Feb 14
3:33.96	Haron KEITANY (KEN)	Gent	8 Feb 09	3:37.35	Homiyu TESFAYE (GER)	Birmingham (NIA), GBR	15 Feb 14

RESULTS



1500 Metres Men - Round 1

First 2 in each heat (Q) and the next 3 fastest (q) advance to the Final

BIB 333 DISQUALIFIED BY THE REFEREE

RECORDS	RESULT	NAME	COUNTRY	AGE	VENUE	DATE
World Indoor Record WIR	3:31.18	Hicham EL GUERROUJ	MAR	23	Stuttgart	2 Feb 1997
Championship Record CR	3:33.77	Haile GEBRSELESSIE	ETH	26	Maebashi	7 Mar 1999
World Leading WL	3:35.0	Mohamed MOUSTAOU	MAR	29	Stockholm (Globe Arena)	6 Feb 2014
Area Indoor Record AIR		National Indoor Record NIR		Personal Best PB		Season Best SB

Heat 1

3

7 March 2014 12:23 START TIME

PLACE	BIB	NAME	COUNTRY	DATE OF BIRTH	ORDER	RESULT
1	220	Homiyu TESFAYE	GER	23 Jun 93	5	3:47.07 Q
2	154	Jakub HOLUŠA	CZE	20 Feb 88	4	3:47.20 Q
3	181	Mekonnen GEBREMEDHIN	ETH	11 Oct 88	3	3:47.22
4	401	Lopez LOMONG	USA	01 Jan 85	2	3:48.06
5	194	Lee EMANUEL	GBR	24 Jan 85	7	3:48.09
6	360	Omar Mohamed ABDI	SOM	01 Jan 91	6	3:56.52 PB
	333	Ioan ZAIZAN	ROU	21 Jul 83	1	DQ 163.2

INTERMEDIATE TIMES	200m	333	Ioan ZAIZAN	32.19
	400m	333	Ioan ZAIZAN	1:04.68
	600m	333	Ioan ZAIZAN	1:37.52
	800m	360	Omar Mohamed ABDI	2:09.13
	1000m	194	Lee EMANUEL	2:39.09
	1200m	194	Lee EMANUEL	3:08.09
	1400m	220	Homiyu TESFAYE	3:34.00

Note:

IAAF Rule 163.2 - Jostling / Obstruction

Heat 2

3

7 March 2014 12:31 START TIME

PLACE	BIB	NAME	COUNTRY	DATE OF BIRTH	ORDER	RESULT
1	162	Ayanleh SOULEIMAN	DJI	03 Dec 92	6	3:38.94 Q
2	298	Nicholas WILLIS	NZL	25 Apr 83	8	3:39.14 Q
3	265	Silas KIPLAGAT	KEN	20 Aug 89	5	3:39.70
4	205	Chris O'HARE	GBR	23 Nov 90	2	3:40.06
5	106	Andreas VOJTA	AUT	09 Jun 89	7	3:42.10
6	128	Nathan BRANNEN	CAN	08 Sep 82	3	3:42.51
7	359	Mitja KREVS	SLO	26 Jul 89	4	3:43.22 NIR
8	305	Wesam ALMASSRI	PLE	23 Nov 90	1	3:53.84 PB

INTERMEDIATE TIMES	200m	162	Ayanleh SOULEIMAN	29.48
	400m <th>162</th> <td>Ayanleh SOULEIMAN</td> <td>59.18</td>	162	Ayanleh SOULEIMAN	59.18
	600m <th>162</th> <td>Ayanleh SOULEIMAN</td> <td>1:29.14</td>	162	Ayanleh SOULEIMAN	1:29.14
	800m <th>162</th> <td>Ayanleh SOULEIMAN</td> <td>1:59.29</td>	162	Ayanleh SOULEIMAN	1:59.29
	1000m <th>162</th> <td>Ayanleh SOULEIMAN</td> <td>2:29.35</td>	162	Ayanleh SOULEIMAN	2:29.35
	1200m <th>205</th> <td>Chris O'HARE</td> <td>2:59.03</td>	205	Chris O'HARE	2:59.03
	1400m <th>298</th> <td>Nicholas WILLIS</td> <td>3:25.94</td>	298	Nicholas WILLIS	3:25.94



RESULTS
1500 Metres Men - Round 1

Heat 3

3

7 March 2014 12:41 START TIME

PLACE	BIB	NAME	COUNTRY	DATE of BIRTH	ORDER	RESULT
1	184	Aman WOTE	ETH	18 Apr 84	7	3:36.75 Q
2	273	Abdalaati IGUIDER	MAR	25 Mar 87	5	3:37.83 Q SB
3	400	Will LEER	USA	15 Apr 85	4	3:38.02 q
4	263	Bethwell BIRGEN	KEN	06 Aug 88	2	3:38.56 q
5	376	Ilham Tanui ÖZBILEN	TUR	05 Mar 90	8	3:39.31 q
6	236	David MCCARTHY	IRL	03 Aug 88	6	3:39.46
7	169	Adel MECHAAL	ESP	05 Dec 90	3	3:41.27
8	222	Aitor GOMEZ	GIB	02 May 92	1	4:07.34 NIR

INTERMEDIATE TIMES				
200m	376	Ilham Tanui ÖZBILEN		29.27
400m	184	Aman WOTE		58.66
600m	184	Aman WOTE		1:28.09
800m	184	Aman WOTE		1:57.89
1000m	184	Aman WOTE		2:27.11
1200m	184	Aman WOTE		2:56.03
1400m	184	Aman WOTE		3:23.40

ALL-TIME TOP LIST

RESULT	NAME	VENUE	DATE
3:31.18	Hicham EL GUERROUJ (MAR)	Stuttgart	2 Feb 97
3:31.76	Haile GEBRSELASSIE (ETH)	Stuttgart	1 Feb 98
3:32.11	Laban ROTICH (KEN)	Stuttgart	1 Feb 98
3:33.08	Daniel Kipchirchir KOMEN (KEN)	Karlsruhe	13 Feb 05
3:33.10	Deresse MEKONNEN (ETH)	Birmingham, GBR	20 Feb 10
3:33.17	Vénuste NIYONGABO (BDI)	Liévin	22 Feb 98
3:33.23	Augustine Kiprono CHOGE (KEN)	Birmingham, GBR	19 Feb 11
3:33.32	Andrés Manuel DÍAZ (ESP)	Pireás	24 Feb 99
3:33.34	Bernard LAGAT (KEN)	Fayetteville, AR	11 Feb 05
3:33.96	Haron KEITANY (KEN)	Gent	8 Feb 09

SEASON TOP LIST

RESULT	NAME	VENUE	DATE
3:35.0	Mohamed MOUSTAOUJ (MAR)	Stockholm (Globe Arena)	6 Feb 14
3:35.2	Ayanleh SOULEIMAN (DJI)	Stockholm (Globe Arena)	6 Feb 14
3:35.3	Bethwell BIRGEN (KEN)	Stockholm (Globe Arena)	6 Feb 14
3:35.85	Silas KIPLAGAT (KEN)	Moskva (CSKA)	2 Feb 14
3:36.4	Aman WOTE (ETH)	Stockholm (Globe Arena)	6 Feb 14
3:36.41	Collins CHEBOI (KEN)	Moskva (CSKA)	2 Feb 14
3:36.8	Caleb Mwangangi NDIKU (KEN)	Stockholm (Globe Arena)	6 Feb 14
3:37.02	Nixon Kiplimo CHEPSEBA (KEN)	Karlsruhe (Europahalle)	1 Feb 14
3:37.3	Fouad ELKAAM (MAR)	Stockholm (Globe Arena)	6 Feb 14
3:37.35	Homiyu TESFAYE (GER)	Birmingham (NIA), GBR	15 Feb 14

SUMMARY



1500 Metres Men - Round 1

First 2 in each heat (Q) and the next 3 fastest (q) advance to the Final

BIB 333 DISQUALIFIED BY THE REFEREE

RECORDS	RESULT	NAME	COUNTRY	AGE	VENUE	DATE
World Indoor Record WIR	3:31.18	Hicham EL GUERROUJ	MAR	23	Stuttgart	2 Feb 1997
Championship Record CR	3:33.77	Haile GEBRESELASSIE	ETH	26	Maebashi	7 Mar 1999
World Leading WL	3:35.0	Mohamed MOUSTAOUJ	MAR	29	Stockholm (Globe Arena)	6 Feb 2014
Area Indoor Record AIR		National Indoor Record NIR		Personal Best PB		Season Best SB

7 March 2014

RANK	PLACE	HEAT	BIB	NAME	COUNTRY	DATE of BIRTH	RESULT
1	1	3	184	Aman WOTE	ETH	18 Apr 84	3:36.75 Q
2	2	3	273	Abdalaati IGUIDER	MAR	25 Mar 87	3:37.83 Q SB
3	3	3	400	Will LEER	USA	15 Apr 85	3:38.02 q
4	4	3	263	Bethwell BIRGEN	KEN	06 Aug 88	3:38.56 q
5	5	2	162	Ayanleh SOULEIMAN	DJI	03 Dec 92	3:38.94 Q
6	6	2	298	Nicholas WILLIS	NZL	25 Apr 83	3:39.14 Q
7	7	3	376	Ilham Tanui ÖZBILEN	TUR	05 Mar 90	3:39.31 q
8	8	3	236	David MCCARTHY	IRL	03 Aug 88	3:39.46
9	9	2	265	Silas KIPLAGAT	KEN	20 Aug 89	3:39.70
10	10	2	205	Chris O'HARE	GBR	23 Nov 90	3:40.06
11	11	3	169	Adel MECHAAL	ESP	05 Dec 90	3:41.27
12	12	2	106	Andreas VOJTA	AUT	09 Jun 89	3:42.10
13	13	2	128	Nathan BRANNEN	CAN	08 Sep 82	3:42.51
14	14	2	359	Mitja KREVS	SLO	26 Jul 89	3:43.22 NIR
15	15	1	220	Homiyu TESFAYE	GER	23 Jun 93	3:47.07 Q
16	16	1	154	Jakub HOLUŠA	CZE	20 Feb 88	3:47.20 Q
17	17	1	181	Mekonnen GEBREMEDHIN	ETH	11 Oct 88	3:47.22
18	18	1	401	Lopez LOMONG	USA	01 Jan 85	3:48.06
19	19	1	194	Lee EMANUEL	GBR	24 Jan 85	3:48.09
20	20	2	305	Wesam ALMASSRI	PLE	23 Nov 90	3:53.84 PB
21	21	1	360	Omar Mohamed ABDI	SOM	01 Jan 91	3:56.52 PB
22	22	3	222	Aitor GOMEZ	GIB	02 May 92	4:07.34 NIR
		1	333	Ioan ZAIZAN	ROU	21 Jul 83	DQ 163.2

Note:

IAAF Rule 163.2 - Jostling / Obstruction

ALL-TIME TOP LIST				SEASON TOP LIST			
RESULT	NAME	VENUE	DATE	RESULT	NAME	VENUE	DATE
3:31.18	Hicham EL GUERROUJ (MAR)	Stuttgart	2 Feb 97	3:35.0	Mohamed MOUSTAOUJ (MAR)	Stockholm (Globe Arena)	6 Feb 14
3:31.76	Haile GEBRESELASSIE (ETH)	Stuttgart	1 Feb 98	3:35.2	Ayanleh SOULEIMAN (DJI)	Stockholm (Globe Arena)	6 Feb 14
3:32.11	Laban ROTICH (KEN)	Stuttgart	1 Feb 98	3:35.3	Bethwell BIRGEN (KEN)	Stockholm (Globe Arena)	6 Feb 14
3:33.08	Daniel Kipchirchir KOMEN (KEN)	Karlsruhe	13 Feb 05	3:35.85	Silas KIPLAGAT (KEN)	Moskva (CSKA)	2 Feb 14
3:33.10	Deresse MEKONNEN (ETH)	Birmingham, GBR	20 Feb 10	3:36.4	Aman WOTE (ETH)	Stockholm (Globe Arena)	6 Feb 14
3:33.17	Vénuste NIYONGABO (BDI)	Liévin	22 Feb 98	3:36.41	Collins CHEBOI (KEN)	Moskva (CSKA)	2 Feb 14
3:33.23	Auqustine Kiprono CHOGE (KEN)	Birmingham, GBR	19 Feb 11	3:36.8	Caleb Mwanqanqi NDIKU (KEN)	Stockholm (Globe Arena)	6 Feb 14
3:33.32	Andrés Manuel DÍAZ (ESP)	Pireás	24 Feb 99	3:37.02	Nixon Kiplimo CHEPSEBA (KEN)	Karlsruhe (Europahalle)	1 Feb 14
3:33.34	Bernard LAGAT (KEN)	Fayetteville, AR	11 Feb 05	3:37.3	Fouad ELKAAM (MAR)	Stockholm (Globe Arena)	6 Feb 14
3:33.96	Haron KEITANY (KEN)	Gent	8 Feb 09	3:37.35	Homiyu TESFAYE (GER)	Birmingham (NIA), GBR	15 Feb 14



RESULTS



3000 Metres Men - Final

RECORDS	RESULT	NAME	COUNTRY	AGE	VENUE	DATE
World Indoor Record WIR	7:24.90	Daniel KOMEN	KEN	22	Budapest	6 Feb 1998
Championship Record CR	7:34.71	Haile GEBRESELASSIE	ETH	24	Paris-Bercy	9 Mar 1997
World Leading WL	7:34.13	Hagos GEBRHIWET	ETH	20	Boston (Roxbury), MA	8 Feb 2014
Area Indoor Record AIR		National Indoor Record NIR		Personal Best PB		Season Best SB

Final

9 March 2014 16:14 START TIME

PLACE	BIB	NAME	COUNTRY	DATE of BIRTH	ORDER	RESULT
1	267	Caleb Mwangangi NDIKU	KEN	09 Oct 92	12	7:54.94
2	399	Bernard LAGAT	USA	12 Dec 74	2	7:55.22
3	182	Dejen GEBREMESKEL	ETH	24 Nov 89	10	7:55.39
4	405	Galen RUPP	USA	08 May 86	11	7:55.84
5	183	Hagos GEBRHIWET	ETH	11 May 94	1	7:56.34
6	107	Hayle IBRAHIMOV	AZE	18 Jan 90	8	7:56.37
7	336	Elroy GELANT	RSA	25 Aug 86	6	7:57.31
8	130	Cameron LEVINS	CAN	28 Mar 89	5	7:57.37
9	264	Augustine Kiprono CHOGE	KEN	21 Jan 87	4	7:57.46
10	104	Collis BIRMINGHAM	AUS	27 Dec 84	7	7:57.55
11	210	Andrew VERNON	GBR	07 Jan 86	9	7:58.25
12	296	Zane ROBERTSON	NZL	14 Nov 89	3	8:01.81

INTERMEDIATE TIMES	1000m	2000m
264	Augustine Kiprono CHOGE	2:48.83
296	Zane ROBERTSON	5:32.36

ALL-TIME TOP LIST

RESULT	NAME	VENUE	DATE
7:24.90	Daniel KOMEN (KEN)	Budapest	6 Feb 98
7:26.15	Haile GEBRESELASSIE (ETH)	Karlsruhe	25 Jan 98
7:27.80	Yenew ALAMIREW (ETH)	Stuttgart	5 Feb 11
7:28.00	Augustine Kiprono CHOGE (KEN)	Stuttgart	5 Feb 11
7:29.37	Eliud KIPCHOGE (KEN)	Stuttgart	5 Feb 11
7:29.94	Edwin Cheruiyot SOI (KEN)	Karlsruhe	12 Feb 12
7:30.16	Galen RUPP (USA)	Stockholm	21 Feb 13
7:30.51	Kenenisa BEKELE (ETH)	Stockholm	20 Feb 07
7:31.09	Tariku BEKELE (ETH)	Stuttgart	2 Feb 08
7:31.66	Caleb Mwangangi NDIKU (KEN)	Stockholm	21 Feb 13

SEASON TOP LIST

RESULT	NAME	VENUE	DATE
7:34.13	Hagos GEBRHIWET (ETH)	Boston (Roxbury), MA	8 Feb 14
7:34.68	Galen RUPP (USA)	Boston (BU), MA	25 Jan 14
7:34.70	Dejen GEBREMESKEL (ETH)	Boston (Roxbury), MA	8 Feb 14
7:34.87	Ryan HILL (USA)	Boston (Roxbury), MA	8 Feb 14
7:36.27	Caleb Mwangangi NDIKU (KEN)	Karlsruhe (Europahalle)	1 Feb 14
7:37.10	Yenew ALAMIREW (ETH)	Birmingham (NIA), GBR	15 Feb 14
7:37.11	Augustine Kiprono CHOGE (KEN)	Birmingham (NIA), GBR	15 Feb 14
7:37.17	Bethwell BIRGEN (KEN)	Boston (BU), MA	25 Jan 14
7:37.22	Paul Kipsiele KOECH (KEN)	Birmingham (NIA), GBR	15 Feb 14
7:37.40	Garrett HEATH (USA)	Boston (Roxbury), MA	8 Feb 14

RESULT PROGRESSION

3000 Metres Men - Final



RECORDS	RESULT	NAME	COUNTRY	AGE	VENUE	DATE
World Indoor Record WIR	7:24.90	Daniel KOMEN	KEN	22	Budapest	6 Feb 1998
Championship Record CR	7:34.71	Haile GEBRESELAASSIE	ETH	24	Paris-Bercy	9 Mar 1997
World Leading WL	7:34.13	Hagos GEBRHIWET	ETH	20	Boston (Roxbury), MA	8 Feb 2014
Area Indoor Record AIR		National Indoor Record NIR		Personal Best PB		Season Best SB

9 March 2014

RANK	BIB	NAME	COUNTRY	DATE of BIRTH	PHASE	HEAT	PLACE	RESULT
1	267	Caleb Mwangangi NDIKU	KEN	09 Oct 92	Final	1	1	7:54.94
					Round 1	2	1	7:42.75 Q
2	399	Bernard LAGAT	USA	12 Dec 74	Final	1	2	7:55.22
					Round 1	2	3	7:42.98 Q
3	182	Dejen GEBREMESKEL	ETH	24 Nov 89	Final	1	3	7:55.39
					Round 1	1	8	7:45.09 Q
4	405	Galen RUPP	USA	08 May 86	Final	1	4	7:55.84
					Round 1	1	9	7:45.23 Q
5	183	Hagos GEBRHIWET	ETH	11 May 94	Final	1	5	7:56.34
					Round 1	2	2	7:42.95 Q
6	107	Hayle IBRAHIMOV	AZE	18 Jan 90	Final	1	6	7:56.37
					Round 1	2	4	7:43.15 Q
7	336	Elroy GELANT	RSA	25 Aug 86	Final	1	7	7:57.31
					Round 1	1	11	7:45.85 q
8	130	Cameron LEVINS	CAN	28 Mar 89	Final	1	8	7:57.37
					Round 1	2	5	7:44.04 q
9	264	Augustine Kiprono CHOGE	KEN	21 Jan 87	Final	1	9	7:57.46
					Round 1	1	7	7:44.85 Q
10	104	Collis BIRMINGHAM	AUS	27 Dec 84	Final	1	10	7:57.55
					Round 1	1	12	7:46.15 q PB
11	210	Andrew VERNON	GBR	07 Jan 86	Final	1	11	7:58.25
					Round 1	1	10	7:45.49 Q PB
12	296	Zane ROBERTSON	NZL	14 Nov 89	Final	1	12	8:01.81
					Round 1	2	6	7:44.16 q NIR

ALL-TIME TOP LIST				SEASON TOP LIST			
RESULT	NAME	VENUE	DATE	RESULT	NAME	VENUE	DATE
7:24.90	Daniel KOMEN (KEN)	Budapest	6 Feb 98	7:34.13	Hagos GEBRHIWET (ETH)	Boston (Roxbury), MA	8 Feb 14
7:26.15	Haile GEBRESELAASSIE (ETH)	Karlsruhe	25 Jan 98	7:34.68	Galen RUPP (USA)	Boston (BU), MA	25 Jan 14
7:27.80	Yenew ALAMIREW (ETH)	Stuttgart	5 Feb 11	7:34.70	Dejen GEBREMESKEL (ETH)	Boston (Roxbury), MA	8 Feb 14
7:28.00	Augustine Kiprono CHOGE (KEN)	Stuttgart	5 Feb 11	7:34.87	Ryan HILL (USA)	Boston (Roxbury), MA	8 Feb 14
7:29.37	Eliud KIPCHOGE (KEN)	Stuttgart	5 Feb 11	7:36.27	Caleb Mwangangi NDIKU (KEN)	Karlsruhe (Europahalle)	1 Feb 14
7:29.94	Edwin Cheruiyot SOI (KEN)	Karlsruhe	12 Feb 12	7:37.10	Yenew ALAMIREW (ETH)	Birmingham (NIA), GBR	15 Feb 14
7:30.16	Galen RUPP (USA)	Stockholm	21 Feb 13	7:37.11	Augustine Kiprono CHOGE (KEN)	Birmingham (NIA), GBR	15 Feb 14
7:30.51	Kenenisa BEKELE (ETH)	Stockholm	20 Feb 07	7:37.17	Bethwell BIRGEN (KEN)	Boston (BU), MA	25 Jan 14
7:31.09	Tariku BEKELE (ETH)	Stuttgart	2 Feb 08	7:37.22	Paul Kipsiele KOECH (KEN)	Birmingham (NIA), GBR	15 Feb 14
7:31.66	Caleb Mwangangi NDIKU (KEN)	Stockholm	21 Feb 13	7:37.40	Garrett HEATH (USA)	Boston (Roxbury), MA	8 Feb 14

RESULTS



3000 Metres Men - Round 1

First 4 in each heat (Q) and the next 4 fastest (q) advance to the Final

BIB 187 DISQUALIFIED BY THE REFEREE

RECORDS	RESULT	NAME	COUNTRY	AGE	VENUE	DATE
World Indoor Record WIR	7:24.90	Daniel KOMEN	KEN	22	Budapest	6 Feb 1998
Championship Record CR	7:34.71	Haile GEBRESELASSIE	ETH	24	Paris-Bercy	9 Mar 1997
World Leading WL	7:34.13	Hagos GEBRHIWET	ETH	20	Boston (Roxbury), MA	8 Feb 2014
Area Indoor Record AIR		National Indoor Record NIR		Personal Best PB		Season Best SB

Heat 1

2

7 March 2014 20:24 START TIME

PLACE	BIB	NAME	COUNTRY	DATE OF BIRTH	ORDER	RESULT
1	264	Augustine Kiprono CHOGE	KEN	21 Jan 87	10	7:44.85 Q
2	182	Dejen GEBREMESKEL	ETH	24 Nov 89	5	7:45.09 Q
3	405	Galen RUPP	USA	08 May 86	7	7:45.23 Q
4	210	Andrew VERNON	GBR	07 Jan 86	3	7:45.49 Q PB
5	336	Elroy GELANT	RSA	25 Aug 86	2	7:45.85 q
6	104	Collis BIRMINGHAM	AUS	27 Dec 84	9	7:46.15 q PB
7	272	Othmane EL GOUMRI	MAR	28 May 92	1	7:48.83
8	375	Ali KAYA	TUR	20 Apr 94	4	7:51.27
9	315	Lukasz PARSZCZYNSKI	POL	04 May 85	6	7:52.91
10	161	Youssef HISS BACHIR	DJI	87	8	7:53.96
INTERMEDIATE TIMES		1000m	375 Ali KAYA			2:42.22
		2000m	375 Ali KAYA			5:19.37

Heat 2

2

7 March 2014 20:38 START TIME

PLACE	BIB	NAME	COUNTRY	DATE OF BIRTH	ORDER	RESULT
1	267	Caleb Mwangangi NDIKU	KEN	09 Oct 92	3	7:42.75 Q
2	183	Hagos GEBRHIWET	ETH	11 May 94	2	7:42.95 Q
3	399	Bernard LAGAT	USA	12 Dec 74	1	7:42.98 Q
4	107	Hayle IBRAHIMOV	AZE	18 Jan 90	7	7:43.15 Q
5	130	Cameron LEVINS	CAN	28 Mar 89	10	7:44.04 q
6	296	Zane ROBERTSON	NZL	14 Nov 89	8	7:44.16 q NIR
7	167	Antonio ABADÍA	ESP	02 Jul 90	4	7:46.36 PB
8	274	Abdelhadi LABÄLI	MAR	26 Apr 93	5	7:54.32
9	203	Jonathan MELLOR	GBR	27 Dec 86	6	8:03.17
	187	Yoann KOWAL	FRA	28 May 87	9	DQ 163.3(b)
INTERMEDIATE TIMES		1000m	296 Zane ROBERTSON			2:37.90
		2000m	296 Zane ROBERTSON			5:15.41

Note:

IAAF Rule 163.3(b) - Infringement of the inside border

ALL-TIME TOP LIST

RESULT	NAME	VENUE	DATE
7:24.90	Daniel KOMEN (KEN)	Budapest	6 Feb 98
7:26.15	Haile GEBRESELASSIE (ETH)	Karlsruhe	25 Jan 98
7:27.80	Yenew ALAMIREW (ETH)	Stuttgart	5 Feb 11
7:28.00	Auqustine Kiprono CHOGE (KEN)	Stuttgart	5 Feb 11
7:29.37	Eliud KIPCHOGE (KEN)	Stuttgart	5 Feb 11
7:29.94	Edwin Cheruiyot SOI (KEN)	Karlsruhe	12 Feb 12
7:30.16	Galen RUPP (USA)	Stockholm	21 Feb 13
7:30.51	Kenenisa BEKELE (ETH)	Stockholm	20 Feb 07
7:31.09	Tariku BEKELE (ETH)	Stuttgart	2 Feb 08
7:31.66	Caleb Mwangangi NDIKU (KEN)	Stockholm	21 Feb 13

SEASON TOP LIST

RESULT	NAME	VENUE	DATE
7:34.13	Hagos GEBRHIWET (ETH)	Boston (Roxbury), MA	8 Feb 14
7:34.68	Galen RUPP (USA)	Boston (BU), MA	25 Jan 14
7:34.70	Dejen GEBREMESKEL (ETH)	Boston (Roxbury), MA	8 Feb 14
7:34.87	Ryan HILL (USA)	Boston (Roxbury), MA	8 Feb 14
7:36.27	Caleb Mwangangi NDIKU (KEN)	Karlsruhe (Europahalle)	1 Feb 14
7:37.10	Yenew ALAMIREW (ETH)	Birmingham (NIA), GBR	15 Feb 14
7:37.11	Auqustine Kiprono CHOGE (KEN)	Birmingham (NIA), GBR	15 Feb 14
7:37.17	Bethwell BIRGEN (KEN)	Boston (BU), MA	25 Jan 14
7:37.22	Paul Kipsiele KOECH (KEN)	Birmingham (NIA), GBR	15 Feb 14
7:37.40	Garrett HEATH (USA)	Boston (Roxbury), MA	8 Feb 14

SUMMARY



3000 Metres Men - Round 1

First 4 in each heat (Q) and the next 4 fastest (q) advance to the Final

BIB 187 DISQUALIFIED BY THE REFEREE

RECORDS	RESULT	NAME	COUNTRY	AGE	VENUE	DATE
World Indoor Record WIR	7:24.90	Daniel KOMEN	KEN	22	Budapest	6 Feb 1998
Championship Record CR	7:34.71	Haile GEBRESELASSIE	ETH	24	Paris-Bercy	9 Mar 1997
World Leading WL	7:34.13	Hagos GEBRHIWET	ETH	20	Boston (Roxbury), MA	8 Feb 2014
Area Indoor Record AIR		National Indoor Record NIR		Personal Best PB		Season Best SB

7 March 2014

RANK	PLACE	HEAT	BIB	NAME	COUNTRY	DATE of BIRTH	RESULT
1	1	2	267	Caleb Mwangangi NDIKU	KEN	09 Oct 92	7:42.75 Q
2	2	2	183	Hagos GEBRHIWET	ETH	11 May 94	7:42.95 Q
3	3	2	399	Bernard LAGAT	USA	12 Dec 74	7:42.98 Q
4	4	2	107	Hayle IBRAHIMOV	AZE	18 Jan 90	7:43.15 Q
5	5	2	130	Cameron LEVINS	CAN	28 Mar 89	7:44.04 q
6	6	2	296	Zane ROBERTSON	NZL	14 Nov 89	7:44.16 q NIR
7	1	1	264	Augustine Kiprono CHOGE	KEN	21 Jan 87	7:44.85 Q
8	2	1	182	Dejen GEBREMESKEL	ETH	24 Nov 89	7:45.09 Q
9	3	1	405	Galen RUPP	USA	08 May 86	7:45.23 Q
10	4	1	210	Andrew VERNON	GBR	07 Jan 86	7:45.49 Q PB
11	5	1	336	Elroy GELANT	RSA	25 Aug 86	7:45.85 q
12	6	1	104	Collis BIRMINGHAM	AUS	27 Dec 84	7:46.15 q PB
13	7	2	167	Antonio ABADÍA	ESP	02 Jul 90	7:46.36 PB
14	7	1	272	Othmane EL GOUMRI	MAR	28 May 92	7:48.83
15	8	1	375	Ali KAYA	TUR	20 Apr 94	7:51.27
16	9	1	315	Lukasz PARSCZYNSKI	POL	04 May 85	7:52.91
17	10	1	161	Youssef HISS BACHIR	DJI	87	7:53.96
18	8	2	274	Abdelhadi LABALI	MAR	26 Apr 93	7:54.32
19	9	2	203	Jonathan MELLOR	GBR	27 Dec 86	8:03.17
		2	187	Yoann KOWAL	FRA	28 May 87	DQ 163.3(b)

Note:

IAAF Rule 163.3(b) - Infringement of the inside border

ALL-TIME TOP LIST				SEASON TOP LIST			
RESULT	NAME	VENUE	DATE	RESULT	NAME	VENUE	DATE
7:24.90	Daniel KOMEN (KEN)	Budapest	6 Feb 98	7:34.13	Haqos GEBRHIWET (ETH)	Boston (Roxbury), MA	8 Feb 14
7:26.15	Haile GEBRESELASSIE (ETH)	Karlsruhe	25 Jan 98	7:34.68	Galen RUPP (USA)	Boston (BU), MA	25 Jan 14
7:27.80	Yenew ALAMIREW (ETH)	Stuttgart	5 Feb 11	7:34.70	Dejen GEBREMESKEL (ETH)	Boston (Roxbury), MA	8 Feb 14
7:28.00	Augustine Kiprono CHOGE (KEN)	Stuttgart	5 Feb 11	7:34.87	Ryan HILL (USA)	Boston (Roxbury), MA	8 Feb 14
7:29.37	Eliud KIPCHOGE (KEN)	Stuttgart	5 Feb 11	7:36.27	Caleb Mwangangi NDIKU (KEN)	Karlsruhe (Europahalle)	1 Feb 14
7:29.94	Edwin Cheruiyot SOI (KEN)	Karlsruhe	12 Feb 12	7:37.10	Yenew ALAMIREW (ETH)	Birmingham (NIA), GBR	15 Feb 14
7:30.16	Galen RUPP (USA)	Stockholm	21 Feb 13	7:37.11	Augustine Kiprono CHOGE (KEN)	Birmingham (NIA), GBR	15 Feb 14
7:30.51	Kenenisa BEKELE (ETH)	Stockholm	20 Feb 07	7:37.17	Bethwell BIRGEN (KEN)	Boston (BU), MA	25 Jan 14
7:31.09	Tariku BEKELE (ETH)	Stuttgart	2 Feb 08	7:37.22	Paul Kipsiele KOECH (KEN)	Birmingham (NIA), GBR	15 Feb 14
7:31.66	Caleb Mwangangi NDIKU (KEN)	Stockholm	21 Feb 13	7:37.40	Garrett HEATH (USA)	Boston (Roxbury), MA	8 Feb 14



RESULTS



60 Metres Hurdles Men - Final

RECORDS	RESULT	NAME	COUNTRY	AGE	VENUE	DATE
World Indoor Record WIR	7.30	Colin JACKSON	GBR	27	Sindelfingen	6 Mar 1994
Championship Record CR	7.34	Dayron ROBLES	CUB	24	Doha	14 Mar 2010
World Leading WL	7.45	Pascal MARTINOT-LAGARDE	FRA	23	Mondeville	1 Feb 2014
Area Indoor Record AIR		National Indoor Record NIR		Personal Best PB	Season Best SB	

Final

9 March 2014 18:21 START TIME

PLACE	BIB	NAME	COUNTRY	DATE OF BIRTH	LANE	RESULT	REACTION	Fn
1	403	Omo OSAGHAE	USA	18 May 88	6	7.45 WL	0.174	
2	188	Pascal MARTINOT-LAGARDE	FRA	22 Sep 91	5	7.46	0.161	
3	186	Garfield DARIEN	FRA	22 Dec 87	4	7.47 PB	0.143	
4	208	Andrew POZZI	GBR	15 May 92	3	7.53 PB	0.145	
5	221	Gregor TRABER	GER	02 Dec 92	8	7.56 PB	0.155	
6	212	Erik BALNUWEIT	GER	21 Sep 88	1	7.56	0.144	
7	209	William SHARMAN	GBR	12 Sep 84	7	7.60	0.144	
	254	Andrew RILEY	JAM	06 Sep 88	2	DNS		

ALL-TIME TOP LIST				SEASON TOP LIST			
RESULT	NAME	VENUE	DATE	RESULT	NAME	VENUE	DATE
7.30	Colin JACKSON (GBR)	Sindelfingen	6 Mar 94	7.45	Pascal MARTINOT-LAGARDE (FRA)	Mondeville	1 Feb 14
7.33	Dayron ROBLES (CUB)	Düsseldorf	8 Feb 08	7.45	Omo OSAGHAE (USA)	Sopot	9 Mar 14
7.36	Greg FOSTER (USA)	Los Angeles, CA	16 Jan 87	7.46	Jeff PORTER (USA)	Mondeville	1 Feb 14
7.36	Allen JOHNSON (USA)	Budapest (SA)	6 Mar 04	7.47	Garfield DARIEN (FRA)	Sopot	9 Mar 14
7.36	Terrence TRAMMELL (USA)	Doha	14 Mar 10	7.51	Dayron ROBLES (CUB)	Praha (O2 Arena)	25 Feb 14
7.37	Roger KINGDOM (USA)	Pireás	8 Mar 89	7.53	William SHARMAN (GBR)	Sopot	9 Mar 14
7.37	Anier GARCÍA (CUB)	Pireás	9 Feb 00	7.53	Andrew POZZI (GBR)	Sopot	9 Mar 14
7.37	Tony DEES (USA)	Chemnitz	18 Feb 00	7.54	Jarret EATON (USA)	Karlsruhe (Europahalle)	1 Feb 14
7.37	David OLIVER (USA)	Stuttgart	5 Feb 11	7.54	Erik BALNUWEIT (GER)	Sopot	9 Mar 14
7.38	Mark CREAR (USA)	Sindelfingen	8 Mar 98	7.55	Sergey SHUBENKOV (RUS)	Moskva (CSKA)	2 Feb 14
7.38	Reggie TORIAN (USA)	Atlanta, GA	27 Feb 99				



RESULT PROGRESSION



60 Metres Hurdles Men - Final

RECORDS	RESULT	NAME	COUNTRY	AGE	VENUE	DATE
World Indoor Record WIR	7.30	Colin JACKSON	GBR	27	Sindelfingen	6 Mar 1994
Championship Record CR	7.34	Dayron ROBLES	CUB	24	Doha	14 Mar 2010
World Leading WL	7.45	Pascal MARTINOT-LAGARDE	FRA	23	Mondeville	1 Feb 2014
Area Indoor Record AIR		National Indoor Record NIR		Personal Best PB		Season Best SB

9 March 2014

RANK	BIB	NAME	COUNTRY	DATE of BIRTH	PHASE	HEAT	LANE	PLACE	RESULT
1	403	Omo OSAGHAE	USA	18 May 88	Final	1	6	1	7.45 WL
					Semi-Final	1	5	1	7.49 Q PB
					Round 1	3	7	5	7.61 Q
2	188	Pascal MARTINOT-LAGARDE	FRA	22 Sep 91	Final	1	5	2	7.46
					Semi-Final	1	6	2	7.50 Q
					Round 1	1	4	1	7.56 Q
3	186	Garfield DARIEN	FRA	22 Dec 87	Final	1	4	3	7.47 PB
					Semi-Final	2	6	3	7.52 Q PB
					Round 1	4	5	1	7.56 Q
4	208	Andrew POZZI	GBR	15 May 92	Final	1	3	4	7.53 PB
					Semi-Final	2	4	6	7.56 Q PB
					Round 1	4	1	1	7.56 Q PB
6	212	Erik BALNUWEIT	GER	21 Sep 88	Final	1	1	6	7.56
					Semi-Final	1	4	5	7.54 Q PB
					Round 1	1	3	9	7.64 Q
5	221	Gregor TRABER	GER	02 Dec 92	Final	1	8	5	7.56 PB
					Semi-Final	2	1	7	7.58 Q PB
					Round 1	4	6	14	7.73
7	209	William SHARMAN	GBR	12 Sep 84	Final	1	7	7	7.60
					Semi-Final	1	3	4	7.53 Q PB
					Round 1	3	5	4	7.59 Q PB
254	Andrew RILEY	JAM	06 Sep 88	Final	1	2		DNS	
				Semi-Final	2	8	8	7.59 Q SB	
				Round 1	2	3	11	7.66 Q	

ALL-TIME TOP LIST				SEASON TOP LIST			
RESULT	NAME	VENUE	DATE	RESULT	NAME	VENUE	DATE
7.30	Colin JACKSON (GBR)	Sindelfingen	6 Mar 94	7.45	Pascal MARTINOT-LAGARDE (FRA)	Mondeville	1 Feb 14
7.33	Dayron ROBLES (CUB)	Düsseldorf	8 Feb 08	7.45	Omo OSAGHAE (USA)	Sopot	9 Mar 14
7.36	Greg FOSTER (USA)	Los Angeles, CA	16 Jan 87	7.46	Jeff PORTER (USA)	Mondeville	1 Feb 14
7.36	Allen JOHNSON (USA)	Budapest (SA)	6 Mar 04	7.47	Garfield DARIEN (FRA)	Sopot	9 Mar 14
7.36	Terrence TRAMMELL (USA)	Doha	14 Mar 10	7.51	Dayron ROBLES (CUB)	Praha (02 Arena)	25 Feb 14
7.37	Roger KINGDOM (USA)	Pireás	8 Mar 89	7.53	William SHARMAN (GBR)	Sopot	9 Mar 14
7.37	Anier GARCÍA (CUB)	Pireás	9 Feb 00	7.53	Andrew POZZI (GBR)	Sopot	9 Mar 14
7.37	Tony DEES (USA)	Chemnitz	18 Feb 00	7.54	Jarret EATON (USA)	Karlsruhe (Europahalle)	1 Feb 14
7.37	David OLIVER (USA)	Stuttgart	5 Feb 11	7.54	Erik BALNUWEIT (GER)	Sopot	9 Mar 14
7.38	Mark CREAR (USA)	Sindelfingen	8 Mar 98	7.55	Sergey SHUBENKOV (RUS)	Moskva (CSKA)	2 Feb 14
7.38	Reggie TORIAN (USA)	Atlanta, GA	27 Feb 99				



RESULTS



60 Metres Hurdles Men - Semi-Final

First 4 in each heat (Q) advance to the Final

RECORDS	RESULT	NAME	COUNTRY	AGE	VENUE	DATE
World Indoor Record WIR	7.30	Colin JACKSON	GBR	27	Sindelfingen	6 Mar 1994
Championship Record CR	7.34	Dayron ROBLES	CUB	24	Doha	14 Mar 2010
World Leading WL	7.45	Pascal MARTINOT-LAGARDE	FRA	23	Mondeville	1 Feb 2014
Area Indoor Record AIR		National Indoor Record NIR		Personal Best PB		Season Best SB

Heat 1

2

9 March 2014 15:43 START TIME

PLACE	BIB	NAME	COUNTRY	DATE OF BIRTH	LANE	RESULT	REACTION	Fn
1	403	Omo OSAGHAE	USA	18 May 88	5	7.49 Q PB	0.172	
2	188	Pascal MARTINOT-LAGARDE	FRA	22 Sep 91	6	7.50 Q	0.168	
3	209	William SHARMAN	GBR	12 Sep 84	3	7.53 Q PB	0.156	
4	212	Erik BALNUWEIT	GER	21 Sep 88	4	7.54 Q PB	0.136	
5	223	Konstadinos DOUVALIDIS	GRE	10 Mar 87	1	7.62	0.148	
6	231	Balázs BAJI	HUN	09 Jun 89	8	7.63 SB	0.150	
7	349	Konstantin SHABANOV	RUS	17 Nov 89	2	7.67	0.173	
8	141	Wenjun XIE	CHN	11 Jul 90	7	7.71	0.131	

Heat 2

2

9 March 2014 15:50 START TIME

PLACE	BIB	NAME	COUNTRY	DATE OF BIRTH	LANE	RESULT	REACTION	Fn
1	186	Garfield DARIEN	FRA	22 Dec 87	6	7.52 Q PB	0.142	
2	208	Andrew POZZI	GBR	15 May 92	4	7.56 Q PB	0.143	
3	221	Gregor TRABER	GER	02 Dec 92	1	7.58 Q PB	0.208	
4	254	Andrew RILEY	JAM	06 Sep 88	8	7.59 Q SB	0.158	
5	386	Dominic BERGER	USA	19 May 86	3	7.64	0.174	
6	306	Dominik BOCHENEK	POL	14 May 87	7	7.66	0.131	
7	350	Sergey SHUBENKOV	RUS	04 Oct 90	5	7.66	0.147	
8	152	Jhoanis PORTILLA	CUB	24 Jul 90	2	8.03	0.142	

ALL-TIME TOP LIST

RESULT	NAME	VENUE	DATE
7.30	Colin JACKSON (GBR)	Sindelfingen	6 Mar 94
7.33	Dayron ROBLES (CUB)	Düsseldorf	8 Feb 08
7.36	Greg FOSTER (USA)	Los Angeles, CA	16 Jan 87
7.36	Allen JOHNSON (USA)	Budapest (SA)	6 Mar 04
7.36	Terrence TRAMMELL (USA)	Doha	14 Mar 10
7.37	Roger KINGDOM (USA)	Pireás	8 Mar 89
7.37	Anier GARCÍA (CUB)	Pireás	9 Feb 00
7.37	Tony DEES (USA)	Chemnitz	18 Feb 00
7.37	David OLIVER (USA)	Stuttgart	5 Feb 11
7.38	Mark CREAM (USA)	Sindelfingen	8 Mar 98
7.38	Reggie TORIAN (USA)	Atlanta, GA	27 Feb 99

SEASON TOP LIST

RESULT	NAME	VENUE	DATE
7.45	Pascal MARTINOT-LAGARDE (FRA)	Mondeville	1 Feb 14
7.46	Jeff PORTER (USA)	Mondeville	1 Feb 14
7.49	Omo OSAGHAE (USA)	Sopot	9 Mar 14
7.51	Dayron ROBLES (CUB)	Praha (O2 Arena)	25 Feb 14
7.52	Garfield DARIEN (FRA)	Sopot	9 Mar 14
7.53	William SHARMAN (GBR)	Sopot	9 Mar 14
7.54	Jarret EATON (USA)	Karlsruhe (Europahalle)	1 Feb 14
7.54	Erik BALNUWEIT (GER)	Sopot	9 Mar 14
7.55	Sergey SHUBENKOV (RUS)	Moskva (CSKA)	2 Feb 14
7.56	Konstantin SHABANOV (RUS)	Moskva (CSKA)	2 Feb 14
7.56	Terrence TRAMMELL (USA)	Albuquerque	23 Feb 14
7.56	Dominic BERGER (USA)	Albuquerque	23 Feb 14
7.56	Andrew POZZI (GBR)	Sopot	8 Mar 14



SUMMARY



60 Metres Hurdles Men - Semi-Final

First 4 in each heat (Q) advance to the Final

RECORDS	RESULT	NAME	COUNTRY	AGE	VENUE	DATE
World Indoor Record WIR	7.30	Colin JACKSON	GBR	27	Sindelfingen	6 Mar 1994
Championship Record CR	7.34	Dayron ROBLES	CUB	24	Doha	14 Mar 2010
World Leading WL	7.45	Pascal MARTINOT-LAGARDE	FRA	23	Mondeville	1 Feb 2014
Area Indoor Record AIR		National Indoor Record NIR		Personal Best PB		Season Best SB

9 March 2014

RANK	PLACE	HEAT	LANE	BIB	NAME	COUNTRY	DATE of BIRTH	RESULT
1	1	1	5	403	Omo OSAGHAE	USA	18 May 88	7.49 Q PB
2	2	1	6	188	Pascal MARTINOT-LAGARDE	FRA	22 Sep 91	7.50 Q
3	1	2	6	186	Garfield DARIEN	FRA	22 Dec 87	7.52 Q PB
4	3	1	3	209	William SHARMAN	GBR	12 Sep 84	7.53 Q PB
5	4	1	4	212	Erik BALNUWEIT	GER	21 Sep 88	7.54 Q PB
6	2	2	4	208	Andrew POZZI	GBR	15 May 92	7.56 Q PB
7	3	2	1	221	Gregor TRABER	GER	02 Dec 92	7.58 Q PB
8	4	2	8	254	Andrew RILEY	JAM	06 Sep 88	7.59 Q SB
9	5	1	1	223	Konstadínos DOUVALÍDIS	GRE	10 Mar 87	7.62
10	6	1	8	231	Balázs BAJI	HUN	09 Jun 89	7.63 SB
11	5	2	3	386	Dominic BERGER	USA	19 May 86	7.64
12	6	2	7	306	Dominik BOCHENEK	POL	14 May 87	7.66
12	7	2	5	350	Sergey SHUBENKOV	RUS	04 Oct 90	7.66
14	7	1	2	349	Konstantin SHABANOV	RUS	17 Nov 89	7.67
15	8	1	7	141	Wenjun XIE	CHN	11 Jul 90	7.71
16	8	2	2	152	Jhoanis PORTILLA	CUB	24 Jul 90	8.03

ALL-TIME TOP LIST				SEASON TOP LIST			
RESULT	NAME	VENUE	DATE	RESULT	NAME	VENUE	DATE
7.30	Colin JACKSON (GBR)	Sindelfingen	6 Mar 94	7.45	Pascal MARTINOT-LAGARDE (FRA)	Mondeville	1 Feb 14
7.33	Dayron ROBLES (CUB)	Düsseldorf	8 Feb 08	7.46	Jeff PORTER (USA)	Mondeville	1 Feb 14
7.36	Greg FOSTER (USA)	Los Angeles, CA	16 Jan 87	7.49	Omo OSAGHAE (USA)	Sopot	9 Mar 14
7.36	Allen JOHNSON (USA)	Budapest (SA)	6 Mar 04	7.51	Dayron ROBLES (CUB)	Praha (O2 Arena)	25 Feb 14
7.36	Terrence TRAMMELL (USA)	Doha	14 Mar 10	7.52	Garfield DARIEN (FRA)	Sopot	9 Mar 14
7.37	Roger KINGDOM (USA)	Pireás	8 Mar 89	7.53	William SHARMAN (GBR)	Sopot	9 Mar 14
7.37	Anier GARCÍA (CUB)	Pireás	9 Feb 00	7.54	Jarret EATON (USA)	Karlsruhe (Europahalle)	1 Feb 14
7.37	Tony DEES (USA)	Chemnitz	18 Feb 00	7.54	Erik BALNUWEIT (GER)	Sopot	9 Mar 14
7.37	David OLIVER (USA)	Stuttgart	5 Feb 11	7.55	Sergey SHUBENKOV (RUS)	Moskva (CSKA)	2 Feb 14
7.38	Mark CREAR (USA)	Sindelfingen	8 Mar 98	7.56	Konstantin SHABANOV (RUS)	Moskva (CSKA)	2 Feb 14
7.38	Reggie TORIAN (USA)	Atlanta, GA	27 Feb 99	7.56	Terrence TRAMMELL (USA)	Albuquerque	23 Feb 14
				7.56	Dominic BERGER (USA)	Albuquerque	23 Feb 14
				7.56	Andrew POZZI (GBR)	Sopot	8 Mar 14



RESULTS



60 Metres Hurdles Men - Round 1

First 3 in each heat (Q) and the next 4 fastest (q) advance to the Semi-Finals

BIB 227 DISQUALIFIED BY THE REFEREE

RECORDS	RESULT	NAME	COUNTRY	AGE	VENUE	DATE
World Indoor Record WIR	7.30	Colin JACKSON	GBR	27	Sindelfingen	6 Mar 1994
Championship Record CR	7.34	Dayron ROBLES	CUB	24	Doha	14 Mar 2010
World Leading WL	7.45	Pascal MARTINOT-LAGARDE	FRA	23	Mondeville	1 Feb 2014
Area Indoor Record AIR		National Indoor Record NIR		Personal Best PB		Season Best SB

Heat 1

8 March 2014 10:13 START TIME

PLACE	BIB	NAME	COUNTRY	DATE OF BIRTH	LANE	RESULT	REACTION	Fn
1	188	Pascal MARTINOT-LAGARDE	FRA	22 Sep 91	4	7.56 Q	0.183	
2	212	Erik BALNUWEIT	GER	21 Sep 88	3	7.64 Q	0.142	
3	141	Wenjun XIE	CHN	11 Jul 90	8	7.74 Q	0.161	
4	269	Abdulaziz AL MANDEEL	KUW	22 May 89	7	7.74 NIR	0.163	
5	242	Paolo DAL MOLIN	ITA	31 Jul 87	6	7.76	0.188	
6	237	Amir SHAKER	IRQ	08 Oct 89	2	7.96 NIR	0.187	
	323	Rasul DABÓ	POR	14 Feb 89	5	DNF	0.148	

Photo Finish reading to 1/1000th of a second:

BIB 269 - 7.735

Heat 2

8 March 2014 10:21 START TIME

PLACE	BIB	NAME	COUNTRY	DATE OF BIRTH	LANE	RESULT	REACTION	Fn
1	386	Dominic BERGER	USA	19 May 86	2	7.61 Q	0.148	
2	350	Sergey SHUBENKOV	RUS	04 Oct 90	5	7.62 Q	0.158	
3	254	Andrew RILEY	JAM	06 Sep 88	3	7.66 Q	0.136	
4	150	Yordan L. O'FARRILL	CUB	09 Feb 93	6	7.75 SB	0.154	
5	170	Jackson QUIÑÓNEZ	ESP	12 Jun 80	4	7.78	0.169	
6	290	Koen SMET	NED	09 Aug 92	8	7.80	0.143	
7	157	Martin MAZÁČ	CZE	06 May 90	1	7.90	0.231	
8	166	Eslam ABDELATIF	EGY	17 Feb 90	7	8.69 PB	0.188	

Heat 3

8 March 2014 10:28 START TIME

PLACE	BIB	NAME	COUNTRY	DATE OF BIRTH	LANE	RESULT	REACTION	Fn
1	209	William SHARMAN	GBR	12 Sep 84	5	7.59 Q PB	0.152	
2	403	Omo OSAGHAE	USA	18 May 88	7	7.61 Q	0.181	
3	306	Dominik BOCHENEK	POL	14 May 87	8	7.68 Q	0.140	
4	349	Konstantin SHABANOV	RUS	17 Nov 89	4	7.71 q	0.156	
5	152	Jhoanis PORTILLA	CUB	24 Jul 90	6	7.74 q PB	0.134	
6	120	Aliaksandr LINNIK	BLR	28 Jan 91	3	7.79	0.148	
7	325	Héctor COTTO	PUR	08 Aug 84	2	7.94	0.206	
8	121	Nelson Camilo ACEBEY	BOL	16 Jul 90	1	8.48 PB	0.180	

Photo Finish reading to 1/1000th of a second:

BIB 152 - 7.731



RESULTS
60 Metres Hurdles Men - Round 1

Heat 4

4

8 March 2014 10:37 START TIME

PLACE	BIB	NAME	COUNTRY	DATE of BIRTH	LANE	RESULT	REACTION	Fn
1	208	Andrew POZZI	GBR	15 May 92	1	7.56 Q PB	0.147	
2	186	Garfield DARIEN	FRA	22 Dec 87	5	7.56 Q	0.181	
3	231	Balázs BAJI	HUN	09 Jun 89	7	7.63 Q SB	0.148	
4	223	Konstadínos DOUVALÍDIS	GRE	10 Mar 87	4	7.65	0.147	
5	221	Gregor TRABER	GER	02 Dec 92	6	7.73	0.180	
6	365	Philip NOSSMY	SWE	06 Dec 82	3	7.92	0.160	
7	271	Kim Fai IONG	MAC	12 Jan 89	2	8.34 NIR	0.212	
	227	Michael HERREROS	GUM	09 Nov 91	8	DQ 168.7(a)	0.237	

Note:

IAAF Rule 168.7(a) - Trailing leg

ALL-TIME TOP LIST

RESULT	NAME	VENUE	DATE
7.30	Colin JACKSON (GBR)	Sindelfingen	6 Mar 94
7.33	Dayron ROBLES (CUB)	Düsseldorf	8 Feb 08
7.36	Greg FOSTER (USA)	Los Angeles, CA	16 Jan 87
7.36	Allen JOHNSON (USA)	Budapest (SA)	6 Mar 04
7.36	Terrence TRAMMELL (USA)	Doha	14 Mar 10
7.37	Roger KINGDOM (USA)	Pireás	8 Mar 89
7.37	Anier GARCÍA (CUB)	Pireás	9 Feb 00
7.37	Tony DEES (USA)	Chemnitz	18 Feb 00
7.37	David OLIVER (USA)	Stuttgart	5 Feb 11
7.38	Mark CREAR (USA)	Sindelfingen	8 Mar 98
7.38	Reggie TORIAN (USA)	Atlanta, GA	27 Feb 99

SEASON TOP LIST

RESULT	NAME	VENUE	DATE
7.45	Pascal MARTINOT-LAGARDE (FRA)	Mondeville	1 Feb 14
7.46	Jeff PORTER (USA)	Mondeville	1 Feb 14
7.51	Dayron ROBLES (CUB)	Praha (O2 Arena)	25 Feb 14
7.53	Garfield DARIEN (FRA)	Moskva (CSKA)	2 Feb 14
7.54	Jarret EATON (USA)	Karlsruhe (Europahalle)	1 Feb 14
7.55	Serqey SHUBENKOV (RUS)	Moskva (CSKA)	2 Feb 14
7.56	Konstantin SHABANOV (RUS)	Moskva (CSKA)	2 Feb 14
7.56	Terrence TRAMMELL (USA)	Albuquerque	23 Feb 14
7.56	Omo OSAGHAE (USA)	Albuquerque	23 Feb 14
7.56	Dominic BERGER (USA)	Albuquerque	23 Feb 14
7.56	Andrew POZZI (GBR)	Sopot	8 Mar 14



SUMMARY



60 Metres Hurdles Men - Round 1

First 3 in each heat (Q) and the next 4 fastest (q) advance to the Semi-Finals

BIB 227 DISQUALIFIED BY THE REFEREE

RECORDS	RESULT	NAME	COUNTRY	AGE	VENUE	DATE
World Indoor Record WIR	7.30	Colin JACKSON	GBR	27	Sindelfingen	6 Mar 1994
Championship Record CR	7.34	Dayron ROBLES	CUB	24	Doha	14 Mar 2010
World Leading WL	7.45	Pascal MARTINOT-LAGARDE	FRA	23	Mondeville	1 Feb 2014
Area Indoor Record AIR		National Indoor Record NIR		Personal Best PB		Season Best SB

8 March 2014

RANK	PLACE	HEAT	LANE	BIB	NAME	COUNTRY	DATE of BIRTH	RESULT
1	1	4	1	208	Andrew POZZI	GBR	15 May 92	7.56 Q PB
1	1	1	4	188	Pascal MARTINOT-LAGARDE	FRA	22 Sep 91	7.56 Q
1	2	4	5	186	Garfield DARIEN	FRA	22 Dec 87	7.56 Q
4	1	3	5	209	William SHARMAN	GBR	12 Sep 84	7.59 Q PB
5	1	2	2	386	Dominic BERGER	USA	19 May 86	7.61 Q
5	2	3	7	403	Omo OSAGHAE	USA	18 May 88	7.61 Q
7	2	2	5	350	Sergey SHUBENKOV	RUS	04 Oct 90	7.62 Q
8	3	4	7	231	Balázs BAJI	HUN	09 Jun 89	7.63 Q SB
9	2	1	3	212	Erik BALNUWEIT	GER	21 Sep 88	7.64 Q
10	4	4	4	223	Konstadínos DOUVALÍDIS	GRE	10 Mar 87	7.65
11	3	2	3	254	Andrew RILEY	JAM	06 Sep 88	7.66 Q
12	3	3	8	306	Dominik BOCHENEK	POL	14 May 87	7.68 Q
13	4	3	4	349	Konstantin SHABANOV	RUS	17 Nov 89	7.71 q
14	5	4	6	221	Gregor TRABER	GER	02 Dec 92	7.73
15	3	1	8	141	Wenjun XIE	CHN	11 Jul 90	7.74 Q
15	5	3	6	152	Jhoanis PORTILLA	CUB	24 Jul 90	7.74 q PB
15	4	1	7	269	Abdulaziz AL MANDEEL	KUW	22 May 89	7.74 NIR
18	4	2	6	150	Yordan L. O'FARRILL	CUB	09 Feb 93	7.75 SB
19	5	1	6	242	Paolo DAL MOLIN	ITA	31 Jul 87	7.76
20	5	2	4	170	Jackson QUIÑÓNEZ	ESP	12 Jun 80	7.78
21	6	3	3	120	Aliaksandr LINNIK	BLR	28 Jan 91	7.79
22	6	2	8	290	Koen SMET	NED	09 Aug 92	7.80
23	7	2	1	157	Martin MAZÁČ	CZE	06 May 90	7.90
24	6	4	3	365	Philip NOSSMY	SWE	06 Dec 82	7.92
25	7	3	2	325	Héctor COTTO	PUR	08 Aug 84	7.94
26	6	1	2	237	Amir SHAKER	IRQ	08 Oct 89	7.96 NIR
27	7	4	2	271	Kim Fai IONG	MAC	12 Jan 89	8.34 NIR
28	8	3	1	121	Nelson Camilo ACEBEY	BOL	16 Jul 90	8.48 PB
29	8	2	7	166	Eslam ABDELATIF	EGY	17 Feb 90	8.69 PB
		1	5	323	Rasul DABÓ	POR	14 Feb 89	DNF
		4	8	227	Michael HERREROS	GUM	09 Nov 91	DQ 168.7(a)



SUMMARY
60 Metres Hurdles Men - Round 1

8 March 2014

RANK	PLACE	HEAT	LANE	BIB	NAME	COUNTRY	DATE of BIRTH	RESULT
------	-------	------	------	-----	------	---------	---------------	--------

Photo Finish reading to 1/1000th of a second:

BIB 269 - 7.735

BIB 152 - 7.731

Note:

IAAF Rule 168.7(a) - Trailing leg

ALL-TIME TOP LIST				SEASON TOP LIST			
RESULT	NAME	VENUE	DATE	RESULT	NAME	VENUE	DATE
7.30	Colin JACKSON (GBR)	Sindelfingen	6 Mar 94	7.45	Pascal MARTINOT-LAGARDE (FRA)	Mondeville	1 Feb 14
7.33	Dayron ROBLES (CUB)	Düsseldorf	8 Feb 08	7.46	Jeff PORTER (USA)	Mondeville	1 Feb 14
7.36	Greg FOSTER (USA)	Los Angeles, CA	16 Jan 87	7.51	Dayron ROBLES (CUB)	Praha (O2 Arena)	25 Feb 14
7.36	Allen JOHNSON (USA)	Budapest (SA)	6 Mar 04	7.53	Garfield DARIEN (FRA)	Moskva (CSKA)	2 Feb 14
7.36	Terrence TRAMMELL (USA)	Doha	14 Mar 10	7.54	Jarret EATON (USA)	Karlsruhe (Europahalle)	1 Feb 14
7.37	Roger KINGDOM (USA)	Pireás	8 Mar 89	7.55	Sergey SHUBENKOV (RUS)	Moskva (CSKA)	2 Feb 14
7.37	Anier GARCÍA (CUB)	Pireás	9 Feb 00	7.56	Konstantin SHABANOV (RUS)	Moskva (CSKA)	2 Feb 14
7.37	Tony DEES (USA)	Chemnitz	18 Feb 00	7.56	Terrence TRAMMELL (USA)	Albuquerque	23 Feb 14
7.37	David OLIVER (USA)	Stuttgart	5 Feb 11	7.56	Omo OSAGHAE (USA)	Albuquerque	23 Feb 14
7.38	Mark CREAR (USA)	Sindelfingen	8 Mar 98	7.56	Dominic BERGER (USA)	Albuquerque	23 Feb 14
7.38	Reggie TORIAN (USA)	Atlanta, GA	27 Feb 99	7.56	Andrew POZZI (GBR)	Sopot	8 Mar 14



RESULTS

High Jump Men - Final



RECORDS	RESULT	NAME	COUNTRY	AGE	VENUE	DATE
World Indoor Record WIR	2.43	Javier SOTOMAYOR	CUB	22	Budapest (SC)	4 Mar 1989
Championship Record CR	2.43	Javier SOTOMAYOR	CUB	22	Budapest (SC)	4 Mar 1989
World Leading WL	2.42	Ivan UKHOV	RUS	28	Praha (O2 Arena)	25 Feb 2014
Area Indoor Record AIR	National Indoor Record NIR		Personal Best PB		Season Best SB	

Final

9 March 2014 16:34 START TIME

18:01 END TIME

PLACE	BIB	NAME	COUNTRY	DATE of BIRTH	ORDER	RESULT	2.20	2.25	2.29	2.32	2.34	2.36	2.38	2.40
1	328	Mutaz Essa BARSHIM	QAT	24 Jun 91	3	2.38 AIR	0	0	0	0	0	0	0	XXX
2	353	Ivan UKHOV	RUS	29 Mar 86	8	2.38	0	-	0	-	0	-	XXO	XXX
3	381	Andriy PROTSENKO	UKR	20 May 88	5	2.36 PB	0	0	0	XXO	X-	0	XXX	
4	398	Erik KYNARD	USA	03 Feb 91	6	2.34 SB	0	0	0	XO	0	X-	XX	
5	352	Daniil TSYPLAKOV	RUS	29 Jul 92	1	2.32	0	0	0	XO	X-	XX		
6	243	Marco FASSINOTTI	ITA	29 Apr 89	4	2.29	0	0	0	XXX				
7	144	Guowei ZHANG	CHN	04 Jun 91	7	2.29 SB	XO	XXO	XO	XXX				
8	131	Michael MASON	CAN	30 Sep 86	2	2.25	0	0	XXX					

ALL-TIME TOP LIST

RESULT	NAME	VENUE	DATE
2.43	Javier SOTOMAYOR (CUB)	Budapest (SC)	4 Mar 89
2.42	Carlo THRÄNHARDT (FRG)	Berlin	26 Feb 88
2.42	Ivan UKHOV (RUS)	Praha (O2 Arena)	25 Feb 14
2.41	Patrik SJÖBERG (SWE)	Pireás	1 Feb 87
2.40	Hollis CONWAY (USA)	Sevilla	10 Mar 91
2.40	Stefan HOLM (SWE)	Madrid	6 Mar 05
2.40	Aleksey DMITRIK (RUS)	Arnstadt	8 Feb 14
2.39	Dietmar MÖGENBURG (FRG)	Köln	24 Feb 85
2.39	Ralf SONN (GER)	Berlin	1 Mar 91
2.38	Gennadiy AVDEYENKO (URS)	Indianapolis, IN	7 Mar 87
2.38	Igor PAKLIN (URS)	Indianapolis, IN	7 Mar 87
2.38	Steve SMITH (GBR)	Wuppertal	4 Feb 94
2.38	Wolf-Hendrik BEYER (GER)	Weinheim	18 Mar 94
2.38	Sorin MATEI (ROU)	Wuppertal	3 Feb 95
2.38	Matt HEMINGWAY (USA)	Atlanta, GA	4 Mar 00
2.38	Yaroslav RYBAKOV (RUS)	Stockholm	15 Feb 05
2.38	Linus THÖRNBLAD (SWE)	Göteborg	25 Feb 07
2.38	Mutaz Essa BARSHIM (QAT)	Sopot	9 Mar 14

SEASON TOP LIST

RESULT	NAME	VENUE	DATE
2.42	Ivan UKHOV (RUS)	Praha (O2 Arena)	25 Feb 14
2.40	Aleksey DMITRIK (RUS)	Arnstadt	8 Feb 14
2.38	Mutaz Essa BARSHIM (QAT)	Sopot	9 Mar 14
2.36	Andriy PROTSENKO (UKR)	Sopot	9 Mar 14
2.34	Erik KYNARD (USA)	Birmingham (NIA), GBR	15 Feb 14
2.34	Daniil TSYPLAKOV (RUS)	Moskva (CSKA)	18 Feb 14
2.34	Marco FASSINOTTI (ITA)	Ancona	23 Feb 14
2.33	Donald THOMAS (BAH)	Arnstadt	8 Feb 14
2.33	Lev MISSIROV (RUS)	Arnstadt	8 Feb 14
2.32	Andrey SILNOV (RUS)	Rostov	21 Dec 13
2.32	Mihai DONISAN (ROU)	Bucuresti	15 Feb 14
2.32	Sergey MUDROV (RUS)	Moskva (CSKA)	18 Feb 14



RESULTS



High Jump Men - Qualification

With qualifying standard of 2.31 (Q) or at least the 8 best performers (q) advance to the Final

RECORDS	RESULT	NAME	COUNTRY	AGE	VENUE	DATE
World Indoor Record WIR	2.43	Javier SOTOMAYOR	CUB	22	Budapest (SC)	4 Mar 1989
Championship Record CR	2.43	Javier SOTOMAYOR	CUB	22	Budapest (SC)	4 Mar 1989
World Leading WL	2.42	Ivan UKHOV	RUS	28	Praha (O2 Arena)	25 Feb 2014
Area Indoor Record AIR		National Indoor Record NIR		Personal Best PB		Season Best SB

8 March 2014 12:11 START TIME

13:20 END TIME

PLACE	BIB	NAME	COUNTRY	DATE of BIRTH	ORDER	RESULT	2.16	2.21	2.25	2.28	2.31						
1	381	Andriy PROTSENKO	UKR	20 May 88	3	2.28 q	0	0	0	0							
1	352	Daniil TSYPLAKOV	RUS	29 Jul 92	7	2.28 q	0	0	0	0							
3	328	Mutaz Essa BARSHIM	QAT	24 Jun 91	15	2.28 q	X0	0	0	0							
3	131	Michael MASON	CAN	30 Sep 86	11	2.28 q	0	0	X0	0							
5	144	Guowei ZHANG	CHN	04 Jun 91	16	2.28 q SB	0	0	0	X0							
6	398	Erik KYNARD	USA	03 Feb 91	2	2.28 q	0	X0	0	X0							
7	243	Marco FASSINOTTI	ITA	29 Apr 89	17	2.25 q	0	0	0	XXX							
7	353	Ivan UKHOV	RUS	29 Mar 86	6	2.25 q	0	-	0	-							
9	331	Mihai DONISAN	ROU	24 Jul 88	10	2.25	0	X0	0	XXX							
10	140	Yu WANG	CHN	18 Aug 91	9	2.25 SB	0	0	X0	XXX							
11	195	Robert GRABARZ	GBR	03 Oct 87	8	2.25	X0	X0	X0	XXX							
12	207	Tom PARSONS	GBR	05 May 84	5	2.25	0	0	XX0	XXX							
13	362	Ali Mohd Younes IDRIS	SUD	15 Sep 89	14	2.21	0	0	XXX								
13	395	Dusty JONAS	USA	19 Apr 86	1	2.21	0	0	XXX								
15	115	Ryan INGRAHAM	BAH	02 Nov 93	4	2.21	0	XX0	XXX								
	303	Arturo CHÁVEZ	PER	12 Jan 90	13	NM	XXX										
	116	Donald THOMAS	BAH	01 Jul 84	12	NM	XXX										

Note:

BIB 144 - Yellow Card - 125.5





RESULTS
High Jump Men - Qualification

ALL-TIME TOP LIST				SEASON TOP LIST			
RESULT	NAME	VENUE	DATE	RESULT	NAME	VENUE	DATE
2.43	Javier SOTOMAYOR (CUB)	Budapest (SC)	4 Mar 89	2.42	Ivan UKHOV (RUS)	Praha (O2 Arena)	25 Feb 14
2.42	Carlo THRÄNHARDT (FRG)	Berlin	26 Feb 88	2.40	Aleksey DMITRIK (RUS)	Arnstadt	8 Feb 14
2.42	Ivan UKHOV (RUS)	Praha (O2 Arena)	25 Feb 14	2.36	Mutaz Essa BARSHIM (QAT)	Hangzhou	16 Feb 14
2.41	Patrik SJÖBERG (SWE)	Pireás	1 Feb 87	2.34	Erik KYNARD (USA)	Birmingham (NIA), GBR	15 Feb 14
2.40	Hollis CONWAY (USA)	Sevilla	10 Mar 91	2.34	Daniil TSYPLAKOV (RUS)	Moskva (CSKA)	18 Feb 14
2.40	Stefan HOLM (SWE)	Madrid	6 Mar 05	2.34	Marco FASSINOTTI (ITA)	Ancona	23 Feb 14
2.40	Aleksey DMITRIK (RUS)	Arnstadt	8 Feb 14	2.33	Andriy PROTSENKO (UKR)	Moskva	28 Jan 14
2.39	Dietmar MÖGENBURG (FRG)	Köln	24 Feb 85	2.33	Donald THOMAS (BAH)	Arnstadt	8 Feb 14
2.39	Ralf SONN (GER)	Berlin	1 Mar 91	2.33	Lev MISSIROV (RUS)	Arnstadt	8 Feb 14
2.38	Gennadiy AVDEYENKO (URS)	Indianapolis, IN	7 Mar 87	2.32	Andrey SILNOV (RUS)	Rostov	21 Dec 13
2.38	Igor PAKLIN (URS)	Indianapolis, IN	7 Mar 87	2.32	Mihai DONISAN (ROU)	Bucuresti	15 Feb 14
2.38	Steve SMITH (GBR)	Wuppertal	4 Feb 94	2.32	Sergey MUDROV (RUS)	Moskva (CSKA)	18 Feb 14
2.38	Wolf-Hendrik BEYER (GER)	Weinheim	18 Mar 94				
2.38	Sorin MATEI (ROU)	Wuppertal	3 Feb 95				
2.38	Matt HEMINGWAY (USA)	Atlanta, GA	4 Mar 00				
2.38	Yaroslav RYBAKOV (RUS)	Stockholm	15 Feb 05				
2.38	Linus THÖRNBLAD (SWE)	Göteborg	25 Feb 07				





RESULTS

Pole Vault Men - Final



RECORDS	RESULT	NAME	COUNTRY	AGE	VENUE	DATE	
World Indoor Record	WIR	6.16 Renaud LAVILLENIE	FRA	28	Donetsk	15 Feb 2014	
Championship Record	CR	6.01 Steven HOOKER	AUS	28	Doha	13 Mar 2010	
World Leading	WL	6.16 Renaud LAVILLENIE	FRA	28	Donetsk	15 Feb 2014	
Area Indoor Record	AIR	National Indoor Record	NIR	Personal Best	PB	Season Best	SB

Final

8 March 2014 18:00 START TIME

20:50 END TIME

PLACE	BIB	NAME	COUNTRY	DATE of BIRTH	ORDER	RESULT	5.40	5.55	5.65	5.75	5.80	5.85				
1	224	Konstadinos FILIPPÍDIS	GRE	26 Nov 86	2	5.80 SB	0	0	0	0	0	XXX				
2	216	Malte MOHR	GER	24 Jul 86	10	5.80	-	0	0	0	XO	XXX				
3	155	Jan KUDLICKA	CZE	29 Apr 88	12	5.80 PB	0	-	0	XXO	XXO	XXX				
4	123	Thiago Braz DA SILVA	BRA	16 Dec 93	11	5.75	-	XXO	0	XO	XXX					
5	142	Changrui XUE	CHN	31 May 91	7	5.75	XXO	XXO	XO	XO	XXX					
6	320	Robert SOBERA	POL	19 Jan 91	4	5.65	0	XO	0	X-	XX					
7	124	Augusto DE OLIVEIRA	BRA	16 Jul 90	3	5.65 SB	0	XO	XXO	XXX						
8	193	Luke CUTTS	GBR	13 Feb 88	6	5.65	XXO	XO	XXO	XXX						
9	143	Yancheng YANG	CHN	05 Jan 88	8	5.55	0	0	XX-	X						
10	185	Jérôme CLAVIER	FRA	03 May 83	5	5.55	0	XO	XXX							
11	189	Kévin MÉNALDO	FRA	12 Jul 92	1	5.55	0	XXO	XXX							
12	322	Pawel WOJCIECHOWSKI	POL	06 Jun 89	9	5.40	0	XXX								

ALL-TIME TOP LIST

RESULT	NAME	VENUE	DATE
6.16	Renaud LAVILLENIE (FRA)	Donetsk	15 Feb 14
6.15	Serqey BUBKA (UKR)	Donetsk	21 Feb 93
6.06	Steven HOOKER (AUS)	Boston (Roxbury), MA	7 Feb 09
6.02	Radion GATAULLIN (URS)	Gomel	4 Feb 89
6.02	Jeff HARTWIG (USA)	Sindelfingen	10 Mar 02
6.00	Maksim TARASOV (RUS)	Budapest (SC)	5 Feb 99
6.00	Jean GALFIONE (FRA)	Maebashi	6 Mar 99
6.00	Danny ECKER (GER)	Dortmund	11 Feb 01
5.96	Lawrence JOHNSON (USA)	Atlanta, GA	3 Mar 01
5.95	Tim LOBINGER (GER)	Chemnitz	18 Feb 00

SEASON TOP LIST

RESULT	NAME	VENUE	DATE
6.16	Renaud LAVILLENIE (FRA)	Donetsk	15 Feb 14
5.90	Malte MOHR (GER)	Berlin (02 World)	1 Mar 14
5.83	Luke CUTTS (GBR)	Rouen	25 Jan 14
5.80	Jan KUDLICKA (CZE)	Sopot	8 Mar 14
5.80	Konstadinos FILIPPÍDIS (GRE)	Sopot	8 Mar 14
5.77	Piotr LISEK (POL)	Bad Oeynhausen	1 Mar 14
5.76	Pawel WOJCIECHOWSKI (POL)	Orléans	18 Jan 14
5.76	Changrui XUE (CHN)	Nice	8 Feb 14
5.76	Jérôme CLAVIER (FRA)	Nice	8 Feb 14
5.76	Thiago Braz DA SILVA (BRA)	Donetsk	15 Feb 14



RESULTS



Long Jump Men - Final

RECORDS	RESULT	NAME	COUNTRY	AGE	VENUE	DATE
World Indoor Record WIR	8.79	Carl LEWIS	USA	23	New York, NY	27 Jan 1984
Championship Record CR	8.62	Iván PEDROSO	CUB	27	Maebashi	7 Mar 1999
World Leading WL	8.30	Aleksandr MENKOV	RUS	24	Moskva (CSKA)	2 Feb 2014
Area Indoor Record AIR		National Indoor Record NIR		Personal Best PB		Season Best SB

Final

8 March 2014 19:53 START TIME

21:05 END TIME

PLACE	BIB	NAME	COUNTRY	DATE of BIRTH	ORDER	RESULT	1	2	3	ORDER	4	5	6
1	122	Mauro Vinicius DA SILVA	BRA	26 Dec 86	8	8.28 NIR	8.06	7.94	X	4	8.04	X	8.28
2	138	Jinzhe LI	CHN	01 Sep 89	1	8.23 SB	8.19	8.07	8.23	8	7.52	X	X
3	367	Michel TORNÉUS	SWE	26 May 86	6	8.21 SB	X	8.13	X	6	8.21	X	8.10
4	225	Louís TSÁTOUMAS	GRE	12 Feb 82	3	8.13	7.98	8.13	X	7	X	8.10	X
5	341	Aleksandr MENKOV	RUS	07 Dec 90	2	8.08	8.01	8.07	X	5	8.08	-	-
6	321	Adrian STRZALKOWSKI	POL	20 Mar 90	7	7.96	7.80	7.80	X	2	7.96	7.93	X
7	277	Luis RIVERA	MEX	21 Jun 87	5	7.93	7.79	7.93	7.90	3	7.92	7.93	7.86
8	217	Christian REIF	GER	24 Oct 84	4	7.75	7.60	7.67	X	1	X	7.75	X

ALL-TIME TOP LIST

RESULT	NAME	VENUE	DATE
8.79	Carl LEWIS (USA)	New York, NY	27 Jan 84
8.71	Sebastian BAYER (GER)	Torino	8 Mar 09
8.62	Iván PEDROSO (CUB)	Maebashi	7 Mar 99
8.59	Miguel PATE (USA)	New York, NY	1 Mar 02
8.56	Yago LAMELA (ESP)	Maebashi	7 Mar 99
8.49	Robert EMMIYAN (URS)	Liévin	21 Feb 87
8.45	Larry MYRICKS (USA)	Liévin	27 Jan 90
8.44	Mike POWELL (USA)	Budapest (SC)	5 Feb 93
8.43	Stanislav TARASENKO (RUS)	Moskva	26 Jan 94
8.43	Erick WALDER (USA)	Indianapolis, IN	11 Mar 94

SEASON TOP LIST

RESULT	NAME	VENUE	DATE
8.30	Aleksandr MENKOV (RUS)	Moskva (CSKA)	2 Feb 14
8.28	Mauro Vinicius DA SILVA (BRA)	Sopot	8 Mar 14
8.23	Louís TSÁTOUMAS (GRE)	Pireás (P&F Stadium)	8 Feb 14
8.23	Jinzhe LI (CHN)	Sopot	8 Mar 14
8.22	Tyron STEWART (USA)	Albuquerque	22 Feb 14
8.22	Corey CRAWFORD (USA)	New York (Armory), NY	28 Feb 14
8.21	Michel TORNÉUS (SWE)	Sopot	8 Mar 14
8.18	Nqonidzashe MAKUSHA (ZIM)	Stockholm (Globe Arena)	6 Feb 14
8.18	Adrian STRZALKOWSKI (POL)	Sopot	7 Mar 14
8.13	Christian REIF (GER)	Sopot	7 Mar 14

RESULTS



Long Jump Men - Qualification

With qualifying standard of 8.05 (Q) or at least the 8 best performers (q) advance to the Final

RECORDS	RESULT	NAME	COUNTRY	AGE	VENUE	DATE
World Indoor Record WIR	8.79	Carl LEWIS	USA	23	New York, NY	27 Jan 1984
Championship Record CR	8.62	Iván PEDROSO	CUB	27	Maebashi	7 Mar 1999
World Leading WL	8.30	Aleksandr MENKOV	RUS	24	Moskva (CSKA)	2 Feb 2014
Area Indoor Record AIR		National Indoor Record NIR		Personal Best PB		Season Best SB

7 March 2014 19:20 START TIME

20:18 END TIME

PLACE	BIB	NAME	COUNTRY	DATE of BIRTH	ORDER	RESULT	1	2	3
1	321	Adrian STRZALKOWSKI	POL	20 Mar 90	12	8.18 Q NIR	8.18		
2	217	Christian REIF	GER	24 Oct 84	1	8.13 Q SB	7.80	7.90	8.13
3	225	Louís TSÁTOUMAS	GRE	12 Feb 82	5	8.10 Q	7.98	X	8.10
4	138	Jinzhe LI	CHN	01 Sep 89	7	8.08 Q	8.02	-	8.08
5	367	Michel TORNÉUS	SWE	26 May 86	8	8.08 Q	6.24	X	8.08
6	341	Aleksandr MENKOV	RUS	07 Dec 90	15	8.04 q	8.04	-	-
7	122	Mauro Vinicius DA SILVA	BRA	26 Dec 86	13	8.02 q SB	7.64	7.58	8.02
8	277	Luis RIVERA	MEX	21 Jun 87	17	8.01 q NIR	7.58	8.01	-
9	408	Tyron STEWART	USA	08 Jul 89	6	8.00	8.00	-	7.79
10	285	Ignisious GAISAH	NED	20 Jul 83	16	7.99 SB	7.90	7.99	7.84
11	301	Irving SALADINO	PAN	23 Jan 83	14	7.94	7.73	7.94	7.88
12	338	Zarck VISSER	RSA	15 Sep 89	9	7.93 SB	X	7.93	7.64
13	417	Ngonidzashe MAKUSHA	ZIM	11 Mar 87	2	7.85	7.63	7.85	7.69
14	105	Fabrice LAPIERRE	AUS	17 Oct 83	10	7.76	7.76	X	7.70
15	246	Damar FORBES	JAM	11 Sep 90	4	7.69	7.69	7.63	7.58
16	393	Jeff HENDERSON	USA	19 Feb 89	3	7.43	6.96	7.43	X
17	101	Arsen SARGSYAN	ARM	13 Dec 84	11	7.39	7.28	7.39	X

ALL-TIME TOP LIST

RESULT	NAME	VENUE	DATE
8.79	Carl LEWIS (USA)	New York, NY	27 Jan 84
8.71	Sebastian BAYER (GER)	Torino	8 Mar 09
8.62	Iván PEDROSO (CUB)	Maebashi	7 Mar 99
8.59	Miquel PATE (USA)	New York, NY	1 Mar 02
8.56	Yaqo LAMELA (ESP)	Maebashi	7 Mar 99
8.49	Robert EMMIYAN (URS)	Liévin	21 Feb 87
8.45	Larry MYRICKS (USA)	Liévin	27 Jan 90
8.44	Mike POWELL (USA)	Budapest (SC)	5 Feb 93
8.43	Stanislav TARASENKO (RUS)	Moskva	26 Jan 94
8.43	Erick WALDER (USA)	Indianapolis, IN	11 Mar 94

SEASON TOP LIST

RESULT	NAME	VENUE	DATE
8.30	Aleksandr MENKOV (RUS)	Moskva (CSKA)	2 Feb 14
8.23	Louís TSÁTOUMAS (GRE)	Pireás (P&F Stadium)	8 Feb 14
8.22	Tyron STEWART (USA)	Albuquerque	22 Feb 14
8.22	Corey CRAWFORD (USA)	New York (Armory), NY	28 Feb 14
8.18	Ngonidzashe MAKUSHA (ZIM)	Stockholm (Globe Arena)	6 Feb 14
8.18	Adrian STRZALKOWSKI (POL)	Sopot	7 Mar 14
8.14	Michel TORNÉUS (SWE)	Stockholm (Globe Arena)	6 Feb 14
8.13	Christian REIF (GER)	Sopot	7 Mar 14
8.12	Jinzhe LI (CHN)	Birmingham (NIA), GBR	15 Feb 14
8.11	Irving SALADINO (PAN)	Stockholm (Globe Arena)	6 Feb 14



RESULTS



Triple Jump Men - Final

RECORDS	RESULT	NAME	COUNTRY	AGE	VENUE	DATE	
World Indoor Record	WIR	17.92	Teddy TAMGHO	FRA	22	Paris-Bercy 6 Mar 2011	
World Indoor Record	WIR	17.92	Teddy TAMGHO	FRA	22	Paris-Bercy 6 Mar 2011	
Championship Record	CR	17.90	Teddy TAMGHO	FRA	21	Doha 14 Mar 2010	
World Leading	WL	17.37	Lyukman ADAMS	RUS	26	Sopot 9 Mar 2014	
Area Indoor Record	AIR	National Indoor Record	NIR	Personal Best	PB	Season Best	SB

Final

9 March 2014 17:12 START TIME

18:15 END TIME

PLACE	BIB	NAME	COUNTRY	DATE OF BIRTH	ORDER	RESULT	1	2	3	ORDER	4	5	6
1	339	Lyukman ADAMS	RUS	24 Sep 88	3	17.37 WL	X	17.21	X	7	X	17.17	17.37
2	153	Ernesto REVÉ	CUB	26 Feb 92	8	17.33	15.78	17.33	X	8	-	r	
3	151	Pedro Pablo PICHARDO	CUB	30 Jun 93	6	17.24	16.73	X	16.73	3	16.81	17.18	17.24
4	332	Marian OPREA	ROU	06 Jun 82	4	17.21	17.02	16.34	X	6	X	16.46	17.21
5	307	Karol HOFFMANN	POL	01 Jun 89	2	16.89 SB	X	X	16.89	5	16.47	16.42	X
6	389	Chris CARTER	USA	11 Mar 89	7	16.74	16.54	X	16.74	4	16.71	16.72	16.55
7	136	Shuo CAO	CHN	08 Oct 91	5	16.55 SB	15.90	15.68	16.13	1	16.15	15.88	16.55
8	380	Viktor KUZNIETSOV	UKR	17 Jul 86	1	16.51	15.78	16.51	16.39	2	16.22	X	16.34

ALL-TIME TOP LIST

RESULT	NAME	VENUE	DATE
17.92	Teddy TAMGHO (FRA)	Paris-Bercy	6 Mar 11
17.83	Aliecer URRUTIA (CUB)	Sindelfingen	1 Mar 97
17.83	Christian OLSSON (SWE)	Budapest (SA)	7 Mar 04
17.77	Leonid VOLOSHIN (RUS)	Grenoble	6 Feb 94
17.76	Mike CONLEY (USA)	New York, NY	27 Feb 87
17.75	Phillips IDOWU (GBR)	Valencia, ESP	9 Mar 08
17.74	Marian OPREA (ROU)	Bucuresti	18 Feb 06
17.73	Walter DAVIS (USA)	Moskva	12 Mar 06
17.73	Fabrizio DONATO (ITA)	Paris-Bercy	6 Mar 11
17.72	Brian WELLMAN (BER)	Barcelona	12 Mar 95

SEASON TOP LIST

RESULT	NAME	VENUE	DATE
17.37	Lyukman ADAMS (RUS)	Sopot	9 Mar 14
17.33	Ernesto REVÉ (CUB)	Sopot	9 Mar 14
17.32	Pedro Pablo PICHARDO (CUB)	Praha (O2 Arena)	25 Feb 14
17.30	Marian OPREA (ROU)	Bucuresti	15 Feb 14
17.15	Chris CARTER (USA)	Albuquerque	23 Feb 14
17.04	Will CLAYE (USA)	New York (Armory), NY	25 Jan 14
16.99	Chris BENARD (USA)	Albuquerque	23 Feb 14
16.89	Karol HOFFMANN (POL)	Sopot	9 Mar 14
16.87	Julian REID (GBR)	Sheffield	8 Feb 14
16.84	Troy DORIS (USA)	Albuquerque	23 Feb 14

RESULTS



Triple Jump Men - Qualification

With qualifying standard of 16.90 (Q) or at least the 8 best performers (q) advance to the Final

RECORDS	RESULT	NAME	COUNTRY	AGE	VENUE	DATE
World Indoor Record	WIR	17.92	Teddy TAMGHO	FRA	22	Paris-Bercy 6 Mar 2011
World Indoor Record	WIR	17.92	Teddy TAMGHO	FRA	22	Paris-Bercy 6 Mar 2011
Championship Record	CR	17.90	Teddy TAMGHO	FRA	21	Doha 14 Mar 2010
World Leading	WL	17.32	Pedro Pablo PICHARDO	CUB	21	Praha (O2 Arena) 25 Feb 2014
Area Indoor Record	AIR	National Indoor Record	NIR	Personal Best	PB	Season Best

8 March 2014 10:05 START TIME

10:47 END TIME

PLACE	BIB	NAME	COUNTRY	DATE of BIRTH	ORDER	RESULT	1	2	3
1	332	Marian OPREA	ROU	06 Jun 82	9	17.02 Q	16.68	17.02	
2	151	Pedro Pablo PICHARDO	CUB	30 Jun 93	10	16.82 q	16.76	16.82	-
3	339	Lyukman ADAMS	RUS	24 Sep 88	11	16.68 q	16.31	16.47	16.68
4	153	Ernesto REVÉ	CUB	26 Feb 92	6	16.55 q	16.55	16.13	-
5	389	Chris CARTER	USA	11 Mar 89	7	16.54 q	16.51	16.50	16.54
6	136	Shuo CAO	CHN	08 Oct 91	12	16.47 q SB	16.11	X	16.47
7	307	Karol HOFFMANN	POL	01 Jun 89	8	16.37 q	16.09	16.31	16.37
8	380	Viktor KUZNIETSOV	UKR	17 Jul 86	4	16.29 q	15.88	16.19	16.29
9	262	Roman VALIYEV	KAZ	27 Mar 84	1	16.22 SB	16.22	16.12	X
10	229	Samyr LAINE	HAI	17 Jul 84	2	16.13	16.13	15.85	16.07
11	276	Vladimir LETNICOV	MDA	07 Oct 81	3	15.83	15.83	X	X
	137	Bin DONG	CHN	22 Nov 88	5	DNS			

ALL-TIME TOP LIST

RESULT	NAME	VENUE	DATE
17.92	Teddy TAMGHO (FRA)	Paris-Bercy	6 Mar 11
17.83	Aliecer URRUTIA (CUB)	Sindelfingen	1 Mar 97
17.83	Christian OLSSON (SWE)	Budapest (SA)	7 Mar 04
17.77	Leonid VOLOSHIN (RUS)	Grenoble	6 Feb 94
17.76	Mike CONLEY (USA)	New York, NY	27 Feb 87
17.75	Phillips IDOWU (GBR)	Valencia, ESP	9 Mar 08
17.74	Marian OPREA (ROU)	Bucuresti	18 Feb 06
17.73	Walter DAVIS (USA)	Moskva	12 Mar 06
17.73	Fabrizio DONATO (ITA)	Paris-Bercy	6 Mar 11
17.72	Brian WELLMAN (BER)	Barcelona	12 Mar 95

SEASON TOP LIST

RESULT	NAME	VENUE	DATE
17.32	Pedro Pablo PICHARDO (CUB)	Praha (O2 Arena)	25 Feb 14
17.30	Marian OPREA (ROU)	Bucuresti	15 Feb 14
17.15	Chris CARTER (USA)	Albuquerque	23 Feb 14
17.05	Ernesto REVÉ (CUB)	Praha (O2 Arena)	25 Feb 14
17.04	Will CLAYE (USA)	New York (Armory), NY	25 Jan 14
17.00	Lyukman ADAMS (RUS)	Mogilev	21 Feb 14
16.99	Chris BENARD (USA)	Albuquerque	23 Feb 14
16.87	Julian REID (GBR)	Sheffield	8 Feb 14
16.84	Troy DORIS (USA)	Albuquerque	23 Feb 14
16.80	Gaëtan SAKU BAFUANGA BAYA (FRA)	Eaubonne	9 Feb 14



RESULTS

Shot Put Men - Final



RECORDS	RESULT	NAME	COUNTRY	AGE	VENUE	DATE
World Indoor Record WIR	22.66	Randy BARNES	USA	23	Los Angeles, CA	20 Jan 1989
Championship Record CR	22.24	Ulf TIMMERMANN	GDR	25	Indianapolis, IN	7 Mar 1987
World Leading WL	22.23	Ryan WHITING	USA	28	Albuquerque	23 Feb 2014
Area Indoor Record AIR		National Indoor Record NIR		Personal Best PB		Season Best SB

Final

7 March 2014 20:06 START TIME

20:54 END TIME

PLACE	BIB	NAME	COUNTRY	DATE of BIRTH	ORDER	RESULT	1	2	3	ORDER	4	5	6
1	415	Ryan WHITING	USA	24 Nov 86	1	22.05	20.89	21.47	X	7	22.05	21.95	21.11
2	219	David STORL	GER	27 Jul 90	8	21.79 SB	21.35	21.79	X	8	X	X	21.19
3	297	Tomas WALSH	NZL	01 Mar 92	4	21.26 AIR	X	X	20.12	2	20.46	20.88	21.26
4	312	Tomasz MAJEWSKI	POL	30 Aug 81	3	21.04 SB	20.76	20.92	20.83	5	21.04	20.80	20.77
5	126	Georgi IVANOV	BUL	13 Mar 85	6	21.02 NIR	X	20.08	21.02	6	X	X	X
6	100	Germán LAURO	ARG	02 Apr 84	7	20.50	19.76	20.50	20.06	4	20.36	X	X
7	334	Orazio CREMONA	RSA	01 Jul 89	5	20.49 SB	X	X	20.06	1	X	X	20.49
8	340	Alexandr LESNOI	RUS	28 Jul 88	2	20.16	19.50	X	20.16	3	20.13	X	19.99

ALL-TIME TOP LIST

RESULT	NAME	VENUE	DATE
22.66	Randy BARNES (USA)	Los Angeles, CA	20 Jan 89
22.55	Ulf TIMMERMANN (GDR)	Senftenberg	11 Feb 89
22.40	Adam NELSON (USA)	Fayetteville, AR	15 Feb 08
22.26	Werner GÜNTHÖR (SUI)	Magglingen	8 Feb 87
22.23	Ryan WHITING (USA)	Albuquerque	23 Feb 14
22.18	Christian CANTWELL (USA)	Warrensburg, MO	22 Feb 08
22.11	Reese HOFFA (USA)	Moskva	10 Mar 06
22.09	Mika HALVARI (FIN)	Tampere	7 Feb 00
22.02	George WOODS (USA)	Inglewood, CA	8 Feb 74
21.88	David STORL (GER)	Istanbul	9 Mar 12

SEASON TOP LIST

RESULT	NAME	VENUE	DATE
22.23	Ryan WHITING (USA)	Albuquerque	23 Feb 14
21.79	David STORL (GER)	Sopot	7 Mar 14
21.50	Kurt ROBERTS (USA)	Albuquerque	23 Feb 14
21.46	Joe KOVACS (USA)	Albuquerque	23 Feb 14
21.26	Tomas WALSH (NZL)	Sopot	7 Mar 14
21.23	Ryan CROUSER (USA)	Albuquerque	8 Feb 14
21.04	Germán LAURO (ARG)	Praha (O2 Arena)	25 Feb 14
21.04	Tomasz MAJEWSKI (POL)	Sopot	7 Mar 14
21.02	Georgi IVANOV (BUL)	Sopot	7 Mar 14
20.82	Ladislav PRÁŠIL (CZE)	Jablonec nad Nisou	22 Jan 14



RESULTS



Shot Put Men - Qualification

With qualifying standard of 20.70 (Q) or at least the 8 best performers (q) advance to the Final

RECORDS	RESULT	NAME	COUNTRY	AGE	VENUE	DATE
World Indoor Record WIR	22.66	Randy BARNES	USA	23	Los Angeles, CA	20 Jan 1989
Championship Record CR	22.24	Ulf TIMMERMANN	GDR	25	Indianapolis, IN	7 Mar 1987
World Leading WL	22.23	Ryan WHITING	USA	28	Albuquerque	23 Feb 2014
Area Indoor Record AIR		National Indoor Record NIR		Personal Best PB		Season Best SB

7 March 2014 10:16 START TIME

11:17 END TIME

PLACE	BIB	NAME	COUNTRY	DATE of BIRTH	ORDER	RESULT	1	2	3
1	219	David STORL	GER	27 Jul 90	8	21.24 Q	20.61	X	21.24
2	415	Ryan WHITING	USA	24 Nov 86	3	20.75 Q	20.75		
3	100	Germán LAURO	ARG	02 Apr 84	2	20.73 Q	20.65	20.73	
4	312	Tomasz MAJEWSKI	POL	30 Aug 81	17	20.60 q	19.99	20.60	X
5	126	Georgi IVANOV	BUL	13 Mar 85	4	20.45 q	20.45	19.83	19.53
6	297	Tomas WALSH	NZL	01 Mar 92	10	20.41 q NIR	20.18	20.08	20.41
7	334	Orazio CREMONA	RSA	01 Jul 89	9	20.28 q SB	20.28	X	19.63
8	340	Alexandr LESNOI	RUS	28 Jul 88	20	20.26 q	19.67	19.70	20.26
9	177	Borja VIVAS	ESP	26 May 84	6	20.19	19.65	20.19	19.73
10	404	Kurt ROBERTS	USA	20 Feb 88	18	20.17	X	X	20.17
11	324	Marco FORTES	POR	26 Sep 82	15	20.12	20.12	20.06	19.95
12	159	Tomáš STANEK	CZE	13 Jun 91	16	20.06	19.87	20.06	19.27
13	361	Asmir KOLAŠINAC	SRB	15 Oct 84	19	20.04	20.04	X	X
14	253	O'Dayne RICHARDS	JAM	14 Dec 88	13	19.77	X	18.72	19.77
15	118	Kemal MEŠIĆ	BIH	04 Aug 85	11	19.50	X	19.49	19.50
16	351	Maksim SIDOROV	RUS	13 May 86	7	18.98	18.98	X	X
17	419	Stephen MOZIA	NGR	16 Aug 93	5	18.91	X	18.91	X
18	135	Franck ELEMBA	CGO	21 Jul 90	14	17.74 NIR	X	X	17.74
19	335	Jaco ENGELBRECHT	RSA	08 Mar 87	1	17.59 SB	X	16.82	17.59
232		Om Prakash SINGH	IND	11 Jan 87	12	DNS			

ALL-TIME TOP LIST

RESULT	NAME	VENUE	DATE
22.66	Randy BARNES (USA)	Los Angeles, CA	20 Jan 89
22.55	Ulf TIMMERMANN (GDR)	Senftenberg	11 Feb 89
22.40	Adam NELSON (USA)	Fayetteville, AR	15 Feb 08
22.26	Werner GÜNTHÖR (SUI)	Magglingen	8 Feb 87
22.23	Ryan WHITING (USA)	Albuquerque	23 Feb 14
22.18	Christian CANTWELL (USA)	Warrensburg, MO	22 Feb 08
22.11	Reese HOFFA (USA)	Moskva	10 Mar 06
22.09	Mika HALVARI (FIN)	Tampere	7 Feb 00
22.02	George WOODS (USA)	Inglewood, CA	8 Feb 74
21.88	David STORL (GER)	Istanbul	9 Mar 12

SEASON TOP LIST

RESULT	NAME	VENUE	DATE
22.23	Ryan WHITING (USA)	Albuquerque	23 Feb 14
21.50	Kurt ROBERTS (USA)	Albuquerque	23 Feb 14
21.46	Joe KOVACS (USA)	Albuquerque	23 Feb 14
21.33	David STORL (GER)	Karlsruhe (Europahalle)	1 Feb 14
21.23	Ryan CROUSER (USA)	Albuquerque	8 Feb 14
21.04	Germán LAURO (ARG)	Praha (O2 Arena)	25 Feb 14
20.82	Ladislav PRÁŠIL (CZE)	Jablonec nad Nisou	22 Jan 14
20.82	Georgi IVANOV (BUL)	Dobrich	12 Feb 14
20.79	Stephen MOZIA (NGR)	Hanover, NH	1 Mar 14
20.78	Maksim SIDOROV (RUS)	Moskva (CSKA)	18 Feb 14
20.78	Jordan CLARKE (USA)	Albuquerque	23 Feb 14



RESULTS



4 x 400 Metres Relay Men - Final

RECORDS	RESULT	TEAM	COUNTRY	VENUE	DATE
World Indoor Record WIR	3:02.13	United States	USA	Sopot	9 Mar 2014
Championship Record CR	3:02.13	United States	USA	Sopot	9 Mar 2014
World Leading WL	3:02.13	United States	USA	Sopot	9 Mar 2014
Area Indoor Record AIR		National Indoor Record NIR		Personal Best PB	Season Best SB

Final

9 March 2014 18:39 START TIME

PLACE	TEAM	BIB	LANE	REACTION	RESULT	Fn
1	UNITED STATES 390 Kyle CLEMONS 413 David VERBURG 388 Kind BUTLER III 411 Calvin SMITH	USA	6	0.178	3:02.13	WIR
2	GREAT BRITAIN & N.I. 196 Conrad WILLIAMS 201 Jamie BOWIE 200 Luke LENNON-FORD 199 Nigel LEVINE	GBR	5	0.170	3:03.49	SB
3	JAMAICA 252 Errol NOLAN 249 Allodin FOTHERGILL 247 Akheem GAUNTLETT 248 Edino STEELE	JAM	3		3:03.69	NIR
4	POLAND 316 Kacper KOZLOWSKI 314 Rafal OMELKO 317 Michal PIETRZAK 308 Jakub KRZEWINA	POL	1	0.168	3:04.39	SB
5	RUSSIA 344 Konstantin PETRIASHOV 346 Denis KUDRYAVTSEV 347 Aleksandr KHYUTTE 343 Vladimir KRASNOV	RUS	4	0.215	3:07.12	
6	UKRAINE 377 Vitaliy BUTRYM 382 Yevgen GUTSOL 383 Dmytro BIKULOV 384 Danylo DANYLENKO	UKR	2	0.212	3:08.79	

INTERMEDIATE TIMES	400m	800m	1200m
	GREAT BRITAIN & N.I.	45.98	
	UNITED STATES	1:31.60	
	UNITED STATES	2:17.01	

ALL-TIME TOP LIST				SEASON TOP LIST			
RESULT	TEAM	VENUE	DATE	RESULT	TEAM	VENUE	DATE
3:01.96	UNITED STATES (USA)	Fayetteville, AR	11 Feb 06	3:02.13	UNITED STATES (USA)	Sopot	9 Mar 14
3:03.01	POLAND (POL)	Maebashi	7 Mar 99	3:03.49	GREAT BRITAIN & N.I. (GBR)	Sopot	9 Mar 14
3:03.05	GERMANY (GER)	Sevilla	10 Mar 91	3:03.69	JAMAICA (JAM)	Sopot	9 Mar 14
3:03.20	GREAT BRITAIN & N.I. (GBR)	Maebashi	7 Mar 99	3:04.39	POLAND (POL)	Sopot	9 Mar 14
3:03.69	JAMAICA (JAM)	Sopot	9 Mar 14	3:06.63	RUSSIA (RUS)	Sopot	8 Mar 14
3:04.82	RUSSIA (RUS)	Lisboa	11 Mar 01	3:07.30	BAHAMAS (BAH)	Glasgow (Emirates Arena)	25 Jan 14
3:05.51	ITALY (ITA)	Sevilla	10 Mar 91	3:07.54	UKRAINE (UKR)	Sopot	8 Mar 14
3:05.90	JAPAN (JPN)	Maebashi	6 Mar 99	3:07.95	NIGERIA (NGR)	Sopot	8 Mar 14
3:06.10	CZECH REPUBLIC (CZE)	Gent	27 Feb 00	3:10.17	SPAIN (ESP)	Sopot	8 Mar 14
3:06.17	FRANCE (FRA)	Paris-Bercy	6 Mar 11	3:12.63	JAPAN (JPN)	Sopot	8 Mar 14



RESULT PROGRESSION



4 x 400 Metres Relay Men - Final

RECORDS	RESULT	TEAM	COUNTRY	VENUE	DATE
World Indoor Record WIR	3:02.13	United States	USA	Sopot	9 Mar 2014
Championship Record CR	3:02.13	United States	USA	Sopot	9 Mar 2014
World Leading WL	3:02.13	United States	USA	Sopot	9 Mar 2014
Area Indoor Record AIR		National Indoor Record NIR		Personal Best PB	Season Best SB

9 March 2014

RANK	BIB	TEAM	PHASE	HEAT	LANE	PLACE	RESULT	
1	USA	UNITED STATES	Final	1	6	1	3:02.13	WIR
			Round 1	1	6	1	3:04.36 Q	
2	GBR	GREAT BRITAIN & N.I.	Final	1	5	2	3:03.49	SB
			Round 1	2	6	2	3:06.09 Q	SB
3	JAM	JAMAICA	Final	1	3	3	3:03.69	NIR
			Round 1	1	4	3	3:06.12 Q	SB
4	POL	POLAND	Final	1	1	4	3:04.39	SB
			Round 1	1	5	4	3:06.50 q	SB
5	RUS	RUSSIA	Final	1	4	5	3:07.12	
			Round 1	2	4	5	3:06.63 Q	SB
6	UKR	UKRAINE	Final	1	2	6	3:08.79	
			Round 1	1	2	6	3:07.54 q	NIR

ALL-TIME TOP LIST				SEASON TOP LIST			
RESULT	TEAM	VENUE	DATE	RESULT	TEAM	VENUE	DATE
3:01.96	UNITED STATES (USA)	Fayetteville, AR	11 Feb 06	3:02.13	UNITED STATES (USA)	Sopot	9 Mar 14
3:03.01	POLAND (POL)	Maebashi	7 Mar 99	3:03.49	GREAT BRITAIN & N.I. (GBR)	Sopot	9 Mar 14
3:03.05	GERMANY (GER)	Sevilla	10 Mar 91	3:03.69	JAMAICA (JAM)	Sopot	9 Mar 14
3:03.20	GREAT BRITAIN & N.I. (GBR)	Maebashi	7 Mar 99	3:04.39	POLAND (POL)	Sopot	9 Mar 14
3:03.69	JAMAICA (JAM)	Sopot	9 Mar 14	3:06.63	RUSSIA (RUS)	Sopot	8 Mar 14
3:04.82	RUSSIA (RUS)	Lisboa	11 Mar 01	3:07.30	BAHAMAS (BAH)	Glasgow (Emirates Arena)	25 Jan 14
3:05.51	ITALY (ITA)	Sevilla	10 Mar 91	3:07.54	UKRAINE (UKR)	Sopot	8 Mar 14
3:05.90	JAPAN (JPN)	Maebashi	6 Mar 99	3:07.95	NIGERIA (NGR)	Sopot	8 Mar 14
3:06.10	CZECH REPUBLIC (CZE)	Gent	27 Feb 00	3:10.17	SPAIN (ESP)	Sopot	8 Mar 14
3:06.17	FRANCE (FRA)	Paris-Bercy	6 Mar 11	3:12.63	JAPAN (JPN)	Sopot	8 Mar 14



RESULTS



4 x 400 Metres Relay Men - Round 1

First 2 in each heat (Q) and the next 2 fastest (q) advance to the Final

RECORDS	RESULT	TEAM	COUNTRY	VENUE	DATE
World Indoor Record WIR	3:02.83	United States	USA	Maebashi	7 Mar 1999
Championship Record CR	3:02.83	United States	USA	Maebashi	7 Mar 1999
World Leading WL	3:03.30	Texas A&M University	USA	College Station, TX	1 Mar 2014
Area Indoor Record AIR		National Indoor Record NIR		Personal Best PB	Season Best SB

Heat 1

2

8 March 2014 11:47 START TIME

PLACE	TEAM	BIB	LANE	REACTION	RESULT	Fn
1	UNITED STATES 412 Clayton PARROS 414 Ricky BABINEAUX 388 Kind BUTLER III 411 Calvin SMITH	USA	6	0.229	3:04.36	Q
2	JAMAICA 252 Errol NOLAN 249 Allodin FOTHERGILL 251 Dane HYATT 250 Jermaine BROWN	JAM	4	0.165	3:06.12	Q SB
3	POLAND 316 Kacper KOZLOWSKI 319 Patryk DOBEK 318 Lukasz KRAWCZUK 308 Jakub KRZEWINA	POL	5	0.161	3:06.50	q SB
4	UKRAINE 377 Vitaliy BUTRYM 382 Yevgen GUTSOL 383 Dmytro BIKULOV 384 Danylo DANYLENKO	UKR	2	0.183	3:07.54	q NIR
5	SPAIN 172 Mark UJAKPOR 174 Samuel GARCÍA 175 Daniel ANDÚJAR 168 Kevin LÓPEZ	ESP	3	0.183	3:10.17	SB

INTERMEDIATE TIMES	400m	POLAND	46.57
	800m	JAMAICA	1:33.23
	1200m	UNITED STATES	2:18.75





RESULTS
4 x 400 Metres Relay Men - Round 1

Heat 2 **2**

8 March 2014 11:59 START TIME

PLACE	TEAM	BIB	LANE	REACTION	RESULT	Q	SB	Fn
1	GREAT BRITAIN & N.I. 196 Conrad WILLIAMS 197 Michael BINGHAM 201 Jamie BOWIE 200 Luke LENNON-FORD	GBR	6	0.222	3:06.09	Q	SB	
2	RUSSIA 345 Lev MOSIN 346 Denis KUDRYAVTSEV 347 Aleksandr KHYUTTE 343 Vladimir KRASNOV	RUS	4	0.171	3:06.63	Q	SB	
3	NIGERIA 293 Tobi OGUNMOLA 291 Noah AKWU 294 Salihu ISAH 292 Cristian MORTON	NGR	2	0.274	3:07.95		AIR	
4	BAHAMAS 110 Ramon MILLER 108 Michael MATHIEU 109 Andretti BAIN 111 LaToy WILLIAMS	BAH	5	0.386	3:09.79			
5	JAPAN 257 Kengo YAMAZAKI 259 Kaisei YUI 258 Nobuya KATO 256 Yuzo KANEMARU	JPN	3	0.174	3:12.63		SB	

INTERMEDIATE TIMES	400m	800m	1200m
	GREAT BRITAIN & N.I.	46.53	
	GREAT BRITAIN & N.I.	1:33.43	
	GREAT BRITAIN & N.I.	2:19.92	

ALL-TIME TOP LIST				SEASON TOP LIST			
RESULT	TEAM	VENUE	DATE	RESULT	TEAM	VENUE	DATE
3:01.96	UNITED STATES (USA)	Fayetteville, AR	11 Feb 06	3:03.50	UNITED STATES (USA)	College Station, TX	1 Mar 14
3:03.01	POLAND (POL)	Maebashi	7 Mar 99	3:06.09	GREAT BRITAIN & N.I. (GBR)	Sopot	8 Mar 14
3:03.05	GERMANY (GER)	Sevilla	10 Mar 91	3:06.12	JAMAICA (JAM)	Sopot	8 Mar 14
3:03.20	GREAT BRITAIN & N.I. (GBR)	Maebashi	7 Mar 99	3:06.50	POLAND (POL)	Sopot	8 Mar 14
3:04.21	JAMAICA (JAM)	Birmingham, GBR	16 Mar 03	3:06.63	RUSSIA (RUS)	Sopot	8 Mar 14
3:04.82	RUSSIA (RUS)	Lisboa	11 Mar 01	3:07.30	BAHAMAS (BAH)	Glasgow (Emirates Arena)	25 Jan 14
3:05.51	ITALY (ITA)	Sevilla	10 Mar 91	3:07.54	UKRAINE (UKR)	Sopot	8 Mar 14
3:05.90	JAPAN (JPN)	Maebashi	6 Mar 99	3:07.95	NIGERIA (NGR)	Sopot	8 Mar 14
3:06.10	CZECH REPUBLIC (CZE)	Gent	27 Feb 00	3:10.17	SPAIN (ESP)	Sopot	8 Mar 14
3:06.17	FRANCE (FRA)	Paris-Bercy	6 Mar 11	3:12.63	JAPAN (JPN)	Sopot	8 Mar 14





SUMMARY



4 x 400 Metres Relay Men - Round 1

First 2 in each heat (Q) and the next 2 fastest (q) advance to the Final

RECORDS	RESULT	TEAM	COUNTRY	VENUE	DATE
World Indoor Record WIR	3:02.83	United States	USA	Maebashi	7 Mar 1999
Championship Record CR	3:02.83	United States	USA	Maebashi	7 Mar 1999
World Leading WL	3:03.30	Texas A&M University	USA	College Station, TX	1 Mar 2014
Area Indoor Record AIR		National Indoor Record NIR		Personal Best PB	Season Best SB

8 March 2014

RANK	PLACE	HEAT	LANE	BIB	TEAM	REACTION	RESULT
1	1	1	6	USA	UNITED STATES	0.229	3:04.36 Q
2	1	2	6	GBR	GREAT BRITAIN & N.I.	0.222	3:06.09 Q SB
3	2	1	4	JAM	JAMAICA	0.165	3:06.12 Q SB
4	3	1	5	POL	POLAND	0.161	3:06.50 q SB
5	2	2	4	RUS	RUSSIA	0.171	3:06.63 Q SB
6	4	1	2	UKR	UKRAINE	0.183	3:07.54 q NIR
7	3	2	2	NGR	NIGERIA	0.274	3:07.95 AIR
8	4	2	5	BAH	BAHAMAS	0.386	3:09.79
9	5	1	3	ESP	SPAIN	0.183	3:10.17 SB
10	5	2	3	JPN	JAPAN	0.174	3:12.63 SB

ALL-TIME TOP LIST

RESULT	TEAM	VENUE	DATE
3:01.96	UNITED STATES (USA)	Fayetteville, AR	11 Feb 06
3:03.01	POLAND (POL)	Maebashi	7 Mar 99
3:03.05	GERMANY (GER)	Sevilla	10 Mar 91
3:03.20	GREAT BRITAIN & N.I. (GBR)	Maebashi	7 Mar 99
3:04.21	JAMAICA (JAM)	Birmingham, GBR	16 Mar 03
3:04.82	RUSSIA (RUS)	Lisboa	11 Mar 01
3:05.51	ITALY (ITA)	Sevilla	10 Mar 91
3:05.90	JAPAN (JPN)	Maebashi	6 Mar 99
3:06.10	CZECH REPUBLIC (CZE)	Gent	27 Feb 00
3:06.17	FRANCE (FRA)	Paris-Bercy	6 Mar 11

SEASON TOP LIST

RESULT	TEAM	VENUE	DATE
3:03.50	UNITED STATES (USA)	College Station, TX	1 Mar 14
3:06.09	GREAT BRITAIN & N.I. (GBR)	Sopot	8 Mar 14
3:06.12	JAMAICA (JAM)	Sopot	8 Mar 14
3:06.50	POLAND (POL)	Sopot	8 Mar 14
3:06.63	RUSSIA (RUS)	Sopot	8 Mar 14
3:07.30	BAHAMAS (BAH)	Glasgow (Emirates Arena)	25 Jan 14
3:07.54	UKRAINE (UKR)	Sopot	8 Mar 14
3:07.95	NIGERIA (NGR)	Sopot	8 Mar 14
3:10.17	SPAIN (ESP)	Sopot	8 Mar 14
3:12.63	JAPAN (JPN)	Sopot	8 Mar 14



RESULTS



60 Metres Men - Heptathlon

RECORDS	RESULT	NAME	COUNTRY	AGE	VENUE	DATE	
World Indoor Record	WIR	6645 Ashton EATON	USA	24	Istanbul	10 Mar 2012	
World Hep. Indoor Best	WHIB	6.61 Chris HUFFINS	USA	27	Paris (Bercy)	8 Mar 1997	
Championship Record	CR	6645 Ashton EATON	USA	24	Istanbul	10 Mar 2012	
Championship Hep. Best	CHB	6.61 Chris HUFFINS	USA	27	Paris (Bercy)	8 Mar 1997	
World Leading	WL	6242 Eelco SINTNICOLAAS	NED	27	Apeldoorn	16 Feb 2014	
Area Indoor Record	AIR	National Indoor Record	NIR	Personal Best	PB	Season Best	SB

7 March 2014 12:08 START TIME


PLACE	BIB	NAME	COUNTRY	DATE of BIRTH	LANE	RESULT	REACTION	Fn	POINTS	TOTAL
1	391	Ashton EATON	USA	21 Jan 88	8	6.66	PB	0.147	1007	1007
2	133	Damian WARNER	CAN	04 Nov 89	3	6.75	PB	0.130	973	973
3	378	Oleksiy KASYANOV	UKR	26 Aug 85	1	6.88	SB	0.142	925	925
4	289	Eelco SINTNICOLAAS	NED	07 Apr 87	7	7.01	SB	0.189	879	879
5	215	Kai KAZMIREK	GER	28 Jan 91	5	7.02	PB	0.140	875	875
6	119	Andrei KRAUCHANKA	BLR	04 Jan 86	2	7.12	SB	0.143	840	840
7	117	Thomas VAN DER PLAETSEN	BEL	24 Dec 90	6	7.13	PB	0.149	837	837
8	213	Pascal BEHRENBRUCH	GER	19 Jan 85	4	7.23	SB	0.123	802	802



HEPTATHLON SUMMARY AFTER 1 EVENT

RECORDS	RESULT	NAME	COUNTRY	AGE	VENUE	DATE
World Indoor Record WIR	6645	Ashton EATON	USA	24	Istanbul	10 Mar 2012
Championship Record CR	6645	Ashton EATON	USA	24	Istanbul	10 Mar 2012
World Leading WL	6242	Eelco SINTNICOLAAS	NED	27	Apeldoorn	16 Feb 2014

7-8 March 2014



PLACE	BIB	NAME	COUNTRY	POINTS	POINTS BEHIND LEADER	60 Metres	Long Jump	Shot Put	High Jump	60 Metres Hurdles	Pole Vault	1000 Metres
1	391	Ashton EATON	USA	1007		6.66						
						1007 (1)						
2	133	Damian WARNER	CAN	973	-34	6.75						
						973 (2)						
3	378	Oleksiy KASYANOV	UKR	925	-82	6.88						
						925 (3)						
4	289	Eelco SINTNICOLAAS	NED	879	-128	7.01						
						879 (4)						
5	215	Kai KAZMIREK	GER	875	-132	7.02						
						875 (5)						
6	119	Andrei KRAUCHANKA	BLR	840	-167	7.12						
						840 (6)						
7	117	Thomas VAN DER PLAETSEN	BEL	837	-170	7.13						
						837 (7)						
8	213	Pascal BEHRENBRUCH	GER	802	-205	7.23						
						802 (8)						



RESULTS



High Jump Men - Heptathlon

RECORDS	RESULT	NAME	COUNTRY	AGE	VENUE	DATE	
World Indoor Record	WIR	6645 Ashton EATON	USA	24	Istanbul	10 Mar 2012	
World Hep. Indoor Best	WHIB	2.30 Aleksandr SHUSTOV	RUS	28	Belgorod	27 Feb 2012	
World Hep. Indoor Best	WHIB	2.30 Derek DROUIN	CAN	23	Geneva, OH	22 Feb 2013	
Championship Record	CR	6645 Ashton EATON	USA	24	Istanbul	10 Mar 2012	
Championship Hep. Best	CHB	2.21 Andrei KRAUCHANKA	BLR	28	Sopot	7 Mar 2014	
World Leading	WL	6242 Eelco SINTNICOLAAS	NED	27	Apeldoorn	16 Feb 2014	
Area Indoor Record	AIR	National Indoor Record	NIR	Personal Best	PB	Season Best	SB

7 March 2014 19:53 START TIME

21:03 END TIME

PLACE	BIB	NAME	COUNTRY	DATE of BIRTH	ORDER	RESULT		1.85	1.88	1.91	1.94	1.97	2.00	2.03	2.06	2.09	2.12	2.15	POINTS	TOTAL
								2.18	2.21	2.24										
1	119	Andrei KRAUCHANKA	BLR	04 Jan 86	5	2.21	CHB	-	-	-	-	0	-	0	0	0	0	0	1002	3583
								XO	0	XXX										
2	117	Thomas VAN DER PLAETSEN	BEL	24 Dec 90	4	2.12	SB	-	-	-	-	0	-	0	XXO	XO	0	XXX	915	3477
3	391	Ashton EATON	USA	21 Jan 88	2	2.06	SB	-	-	0	0	0	0	XXO	0	XXX			859	3653
4	378	Oleksiy KASYANOV	UKR	26 Aug 85	3	2.03		-	-	0	-	0	0	XO	XXX				831	3516
5	215	Kai KAZMIREK	GER	28 Jan 91	7	2.03		-	-	0	-	0	0	XXO	XXX				831	3358
6	289	Eelco SINTNICOLAAS	NED	07 Apr 87	6	2.03	SB	0	-	0	-	XO	XO	XXO	XXX				831	3309
7	133	Damian WARNER	CAN	04 Nov 89	1	2.00	SB	0	-	0	0	0	0	XXX					803	3384
8	213	Pascal BEHRENBRUCH	GER	19 Jan 85	8	1.94	SB	0	0	XXO	0	XXX							749	3199



RESULTS



Long Jump Men - Heptathlon

RECORDS	RESULT	NAME	COUNTRY	AGE	VENUE	DATE	
World Indoor Record	WIR	6645 Ashton EATON	USA	24	Istanbul	10 Mar 2012	
World Hep. Indoor Best	WHIB	8.16 Ashton EATON	USA	24	Istanbul	9 Mar 2012	
Championship Record	CR	6645 Ashton EATON	USA	24	Istanbul	10 Mar 2012	
Championship Hep. Best	CHB	8.16 Ashton EATON	USA	24	Istanbul	9 Mar 2012	
World Leading	WL	6242 Eelco SINTNICOLAAS	NED	27	Apeldoorn	16 Feb 2014	
Area Indoor Record	AIR	National Indoor Record	NIR	Personal Best	PB	Season Best	SB

7 March 2014 13:04 START TIME

13:41 END TIME


PLACE	BIB	NAME	COUNTRY	DATE of BIRTH	ORDER	RESULT	1	2	3	POINTS	TOTAL
1	391	Ashton EATON	USA	21 Jan 88	2	7.78 SB	5.90	7.78	7.77	1005	2012
2	117	Thomas VAN DER PLAETSEN	BEL	24 Dec 90	5	7.67	6.08	7.44	7.67	977	1814
3	378	Oleksiy KASYANOV	UKR	26 Aug 85	4	7.54	7.38	7.54	7.53	945	1870
4	119	Andrei KRAUCHANKA	BLR	04 Jan 86	7	7.46	7.31	7.37	7.46	925	1765
5	215	Kai KAZMIREK	GER	28 Jan 91	3	7.44	7.44	7.31	7.38	920	1795
6	133	Damian WARNER	CAN	04 Nov 89	1	7.31 SB	6.67	7.27	7.31	888	1861
7	289	Eelco SINTNICOLAAS	NED	07 Apr 87	6	7.14	7.11	7.14	6.88	847	1726
8	213	Pascal BEHRENBRUCH	GER	19 Jan 85	8	7.06 SB	6.45	6.83	7.06	828	1630



HEPTATHLON SUMMARY AFTER 2 EVENTS

RECORDS	RESULT	NAME	COUNTRY	AGE	VENUE	DATE
World Indoor Record WIR	6645	Ashton EATON	USA	24	Istanbul	10 Mar 2012
Championship Record CR	6645	Ashton EATON	USA	24	Istanbul	10 Mar 2012
World Leading WL	6242	Eelco SINTNICOLAAS	NED	27	Apeldoorn	16 Feb 2014

7-8 March 2014



PLACE	BIB	NAME	COUNTRY	POINTS	POINTS BEHIND LEADER	60 Metres	Long Jump	Shot Put	High Jump	60 Metres Hurdles	Pole Vault	1000 Metres
1	391	Ashton EATON	USA	2012		6.66	7.78					
						1007 (1)	1005 (1)					
							2012 (1)					
2	378	Oleksiy KASYANOV	UKR	1870	-142	6.88	7.54					
						925 (3)	945 (3)					
							1870 (2)					
3	133	Damian WARNER	CAN	1861	-151	6.75	7.31					
						973 (2)	888 (6)					
							1861 (3)					
4	117	Thomas VAN DER PLAETSEN	BEL	1814	-198	7.13	7.67					
						837 (7)	977 (2)					
							1814 (4)					
5	215	Kai KAZMIREK	GER	1795	-217	7.02	7.44					
						875 (5)	920 (5)					
							1795 (5)					
6	119	Andrei KRAUCHANKA	BLR	1765	-247	7.12	7.46					
						840 (6)	925 (4)					
							1765 (6)					
7	289	Eelco SINTNICOLAAS	NED	1726	-286	7.01	7.14					
						879 (4)	847 (7)					
							1726 (7)					
8	213	Pascal BEHRENBRUCH	GER	1630	-382	7.23	7.06					
						802 (8)	828 (8)					
							1630 (8)					

RESULTS



Shot Put Men - Heptathlon

RECORDS	RESULT	NAME	COUNTRY	AGE	VENUE	DATE	
World Indoor Record	WIR	6645 Ashton EATON	USA	24	Istanbul	10 Mar 2012	
World Hep. Indoor Best	WHIB	17.17 Aleksey DROZDOV	RUS	27	Doha	12 Mar 2010	
Championship Record	CR	6645 Ashton EATON	USA	24	Istanbul	10 Mar 2012	
Championship Hep. Best	CHB	17.17 Aleksey DROZDOV	RUS	27	Doha	12 Mar 2010	
World Leading	WL	6242 Eelco SINTNICOLAAS	NED	27	Apeldoorn	16 Feb 2014	
Area Indoor Record	AIR	National Indoor Record	NIR	Personal Best	PB	Season Best	SB

7 March 2014 18:33 START TIME

18:57 END TIME


PLACE	BIB	NAME	COUNTRY	DATE of BIRTH	ORDER	RESULT	1	2	3	POINTS	TOTAL
1	213	Pascal BEHRENBRUCH	GER	19 Jan 85	3	15.50 SB	15.28	15.24	15.50	820	2450
2	119	Andrei KRAUCHANKA	BLR	04 Jan 86	1	15.42 PB	14.51	14.66	15.42	816	2581
3	378	Oleksiy KASYANOV	UKR	26 Aug 85	7	15.41 SB	15.41	14.71	X	815	2685
4	391	Ashton EATON	USA	21 Jan 88	2	14.88	14.61	14.82	14.88	782	2794
5	289	Eelco SINTNICOLAAS	NED	07 Apr 87	5	14.39	13.88	14.08	14.39	752	2478
6	117	Thomas VAN DER PLAETSEN	BEL	24 Dec 90	6	14.32 PB	13.95	13.12	14.32	748	2562
7	215	Kai KAZMIREK	GER	28 Jan 91	4	14.06 PB	12.74	14.00	14.06	732	2527
8	133	Damian WARNER	CAN	04 Nov 89	8	13.86 SB	13.86	13.72	X	720	2581



HEPTATHLON SUMMARY AFTER 3 EVENTS

RECORDS	RESULT	NAME	COUNTRY	AGE	VENUE	DATE
World Indoor Record WIR	6645	Ashton EATON	USA	24	Istanbul	10 Mar 2012
Championship Record CR	6645	Ashton EATON	USA	24	Istanbul	10 Mar 2012
World Leading WL	6242	Eelco SINTNICOLAAS	NED	27	Apeldoorn	16 Feb 2014

7-8 March 2014



PLACE	BIB	NAME	COUNTRY	POINTS	POINTS BEHIND LEADER	60 Metres	Long Jump	Shot Put	High Jump	60 Metres Hurdles	Pole Vault	1000 Metres
1	391	Ashton EATON	USA	2794		6.66	7.78	14.88				
						1007 (1)	1005 (1)	782 (4)				
							2012 (1)	2794 (1)				
2	378	Oleksiy KASYANOV	UKR	2685	-109	6.88	7.54	15.41				
						925 (3)	945 (3)	815 (3)				
							1870 (2)	2685 (2)				
3	119	Andrei KRAUCHANKA	BLR	2581	-213	7.12	7.46	15.42				
						840 (6)	925 (4)	816 (2)				
							1765 (6)	2581 (3)				
4	133	Damian WARNER	CAN	2581	-213	6.75	7.31	13.86				
						973 (2)	888 (6)	720 (8)				
							1861 (3)	2581 (4)				
5	117	Thomas VAN DER PLAETSEN	BEL	2562	-232	7.13	7.67	14.32				
						837 (7)	977 (2)	748 (6)				
							1814 (4)	2562 (5)				
6	215	Kai KAZMIREK	GER	2527	-267	7.02	7.44	14.06				
						875 (5)	920 (5)	732 (7)				
							1795 (5)	2527 (6)				
7	289	Eelco SINTNICOLAAS	NED	2478	-316	7.01	7.14	14.39				
						879 (4)	847 (7)	752 (5)				
							1726 (7)	2478 (7)				
8	213	Pascal BEHRENBRUCH	GER	2450	-344	7.23	7.06	15.50				
						802 (8)	828 (8)	820 (1)				
							1630 (8)	2450 (8)				



RESULTS



High Jump Men - Heptathlon

RECORDS	RESULT	NAME	COUNTRY	AGE	VENUE	DATE	
World Indoor Record	WIR	6645 Ashton EATON	USA	24	Istanbul	10 Mar 2012	
World Hep. Indoor Best	WHIB	2.30 Aleksandr SHUSTOV	RUS	28	Belgorod	27 Feb 2012	
World Hep. Indoor Best	WHIB	2.30 Derek DROUIN	CAN	23	Geneva, OH	22 Feb 2013	
Championship Record	CR	6645 Ashton EATON	USA	24	Istanbul	10 Mar 2012	
Championship Hep. Best	CHB	2.21 Andrei KRAUCHANKA	BLR	28	Sopot	7 Mar 2014	
World Leading	WL	6242 Eelco SINTNICOLAAS	NED	27	Apeldoorn	16 Feb 2014	
Area Indoor Record	AIR	National Indoor Record	NIR	Personal Best	PB	Season Best	SB

7 March 2014 19:53 START TIME

21:03 END TIME


PLACE	BIB	NAME	COUNTRY	DATE of BIRTH	ORDER	RESULT		1.85	1.88	1.91	1.94	1.97	2.00	2.03	2.06	2.09	2.12	2.15	POINTS	TOTAL
								2.18	2.21	2.24										
1	119	Andrei KRAUCHANKA	BLR	04 Jan 86	5	2.21	CHB	-	-	-	-	0	-	0	0	0	0	0	1002	3583
								XO	0	XXX										
2	117	Thomas VAN DER PLAETSEN	BEL	24 Dec 90	4	2.12	SB	-	-	-	-	0	-	0	XXO	XO	0	XXX	915	3477
3	391	Ashton EATON	USA	21 Jan 88	2	2.06	SB	-	-	0	0	0	0	XXO	0	XXX			859	3653
4	378	Oleksiy KASYANOV	UKR	26 Aug 85	3	2.03		-	-	0	-	0	0	XO	XXX				831	3516
5	215	Kai KAZMIREK	GER	28 Jan 91	7	2.03		-	-	0	-	0	0	XXO	XXX				831	3358
6	289	Eelco SINTNICOLAAS	NED	07 Apr 87	6	2.03	SB	0	-	0	-	XO	XO	XXO	XXX				831	3309
7	133	Damian WARNER	CAN	04 Nov 89	1	2.00	SB	0	-	0	0	0	0	XXX					803	3384
8	213	Pascal BEHRENBRUCH	GER	19 Jan 85	8	1.94	SB	0	0	XXO	0	XXX							749	3199



HEPTATHLON SUMMARY AFTER 4 EVENTS

RECORDS	RESULT	NAME	COUNTRY	AGE	VENUE	DATE
World Indoor Record WIR	6645	Ashton EATON	USA	24	Istanbul	10 Mar 2012
Championship Record CR	6645	Ashton EATON	USA	24	Istanbul	10 Mar 2012
World Leading WL	6242	Eelco SINTNICOLAAS	NED	27	Apeldoorn	16 Feb 2014

7-8 March 2014



PLACE	BIB	NAME	COUNTRY	POINTS	POINTS BEHIND LEADER	60 Metres	Long Jump	Shot Put	High Jump	60 Metres Hurdles	Pole Vault	1000 Metres
1	391	Ashton EATON	USA	3653		6.66 1007 (1)	7.78 1005 (1) 2012 (1)	14.88 782 (4) 2794 (1)	2.06 859 (3) 3653 (1)			
2	119	Andrei KRAUCHANKA	BLR	3583	-70	7.12 840 (6)	7.46 925 (4) 1765 (6)	15.42 816 (2) 2581 (3)	2.21 1002 (1) 3583 (2)			
3	378	Oleksiy KASYANOV	UKR	3516	-137	6.88 925 (3)	7.54 945 (3) 1870 (2)	15.41 815 (3) 2685 (2)	2.03 831 (4) 3516 (3)			
4	117	Thomas VAN DER PLAETSEN	BEL	3477	-176	7.13 837 (7)	7.67 977 (2) 1814 (4)	14.32 748 (6) 2562 (5)	2.12 915 (2) 3477 (4)			
5	133	Damian WARNER	CAN	3384	-269	6.75 973 (2)	7.31 888 (6) 1861 (3)	13.86 720 (8) 2581 (4)	2.00 803 (7) 3384 (5)			
6	215	Kai KAZMIREK	GER	3358	-295	7.02 875 (5)	7.44 920 (5) 1795 (5)	14.06 732 (7) 2527 (6)	2.03 831 (5) 3358 (6)			
7	289	Eelco SINTNICOLAAS	NED	3309	-344	7.01 879 (4)	7.14 847 (7) 1726 (7)	14.39 752 (5) 2478 (7)	2.03 831 (6) 3309 (7)			
8	213	Pascal BEHRENBRUCH	GER	3199	-454	7.23 802 (8)	7.06 828 (8) 1630 (8)	15.50 820 (1) 2450 (8)	1.94 749 (8) 3199 (8)			



RESULTS



60 Metres Hurdles Men - Heptathlon

RECORDS	RESULT	NAME	COUNTRY	AGE	VENUE	DATE	
World Indoor Record	WIR	6645 Ashton EATON	USA	24	Istanbul	10 Mar 2012	
World Hep. Indoor Best	WHIB	7.60 Ashton EATON	USA	23	Tallinn (SH)	6 Feb 2011	
Championship Record	CR	6645 Ashton EATON	USA	24	Istanbul	10 Mar 2012	
Championship Hep. Best	CHB	7.64 Ashton EATON	USA	26	Sopot	8 Mar 2014	
World Leading	WL	6242 Eelco SINTNICOLAAS	NED	27	Apeldoorn	16 Feb 2014	
Area Indoor Record	AIR	National Indoor Record	NIR	Personal Best	PB	Season Best	SB

8 March 2014 09:57 START TIME

PLACE	BIB	NAME	COUNTRY	DATE of BIRTH	LANE	RESULT	REACTION	Fn	POINTS	TOTAL
1	391	Ashton EATON	USA	21 Jan 88	3	7.64	CHB	0.168	1074	4727
2	133	Damian WARNER	CAN	04 Nov 89	6	7.70		0.111	1059	4443
3	378	Oleksiy KASYANOV	UKR	26 Aug 85	1	7.85	PB	0.144	1020	4536
4	289	Eelco SINTNICOLAAS	NED	07 Apr 87	5	8.05	SB	0.175	969	4278
5	215	Kai KAZMIREK	GER	28 Jan 91	8	8.07		0.139	964	4322
6	119	Andrei KRAUCHANKA	BLR	04 Jan 86	7	8.10	SB	0.199	957	4540
7	117	Thomas VAN DER PLAETSEN	BEL	24 Dec 90	2	8.16		0.166	942	4419
8	213	Pascal BEHRENBRUCH	GER	19 Jan 85	4	8.19		0.150	935	4134



RESULTS



Long Jump Men - Heptathlon

RECORDS	RESULT	NAME	COUNTRY	AGE	VENUE	DATE	
World Indoor Record	WIR	6645 Ashton EATON	USA	24	Istanbul	10 Mar 2012	
World Hep. Indoor Best	WHIB	8.16 Ashton EATON	USA	24	Istanbul	9 Mar 2012	
Championship Record	CR	6645 Ashton EATON	USA	24	Istanbul	10 Mar 2012	
Championship Hep. Best	CHB	8.16 Ashton EATON	USA	24	Istanbul	9 Mar 2012	
World Leading	WL	6242 Eelco SINTNICOLAAS	NED	27	Apeldoorn	16 Feb 2014	
Area Indoor Record	AIR	National Indoor Record	NIR	Personal Best	PB	Season Best	SB

7 March 2014 13:04 START TIME

13:41 END TIME

PLACE	BIB	NAME	COUNTRY	DATE of BIRTH	ORDER	RESULT	1	2	3	POINTS	TOTAL
1	391	Ashton EATON	USA	21 Jan 88	2	7.78 SB	5.90	7.78	7.77	1005	2012
2	117	Thomas VAN DER PLAETSEN	BEL	24 Dec 90	5	7.67	6.08	7.44	7.67	977	1814
3	378	Oleksiy KASYANOV	UKR	26 Aug 85	4	7.54	7.38	7.54	7.53	945	1870
4	119	Andrei KRAUCHANKA	BLR	04 Jan 86	7	7.46	7.31	7.37	7.46	925	1765
5	215	Kai KAZMIREK	GER	28 Jan 91	3	7.44	7.44	7.31	7.38	920	1795
6	133	Damian WARNER	CAN	04 Nov 89	1	7.31 SB	6.67	7.27	7.31	888	1861
7	289	Eelco SINTNICOLAAS	NED	07 Apr 87	6	7.14	7.11	7.14	6.88	847	1726
8	213	Pascal BEHRENBRUCH	GER	19 Jan 85	8	7.06 SB	6.45	6.83	7.06	828	1630



HEPTATHLON SUMMARY AFTER 5 EVENTS

RECORDS	RESULT	NAME	COUNTRY	AGE	VENUE	DATE
World Indoor Record WIR	6645	Ashton EATON	USA	24	Istanbul	10 Mar 2012
Championship Record CR	6645	Ashton EATON	USA	24	Istanbul	10 Mar 2012
World Leading WL	6242	Eelco SINTNICOLAAS	NED	27	Apeldoorn	16 Feb 2014

7-8 March 2014



PLACE	BIB	NAME	COUNTRY	POINTS	POINTS BEHIND LEADER	60 Metres	Long Jump	Shot Put	High Jump	60 Metres Hurdles	Pole Vault	1000 Metres
1	391	Ashton EATON	USA	4727		6.66	7.78	14.88	2.06	7.64		
						1007 (1)	1005 (1)	782 (4)	859 (3)	1074 (1)		
							2012 (1)	2794 (1)	3653 (1)	4727 (1)		
2	119	Andrei KRAUCHANKA	BLR	4540	-187	7.12	7.46	15.42	2.21	8.10		
						840 (6)	925 (4)	816 (2)	1002 (1)	957 (6)		
							1765 (6)	2581 (3)	3583 (2)	4540 (2)		
3	378	Oleksiy KASYANOV	UKR	4536	-191	6.88	7.54	15.41	2.03	7.85		
						925 (3)	945 (3)	815 (3)	831 (4)	1020 (3)		
							1870 (2)	2685 (2)	3516 (3)	4536 (3)		
4	133	Damian WARNER	CAN	4443	-284	6.75	7.31	13.86	2.00	7.70		
						973 (2)	888 (6)	720 (8)	803 (7)	1059 (2)		
							1861 (3)	2581 (4)	3384 (5)	4443 (4)		
5	117	Thomas VAN DER PLAETSEN	BEL	4419	-308	7.13	7.67	14.32	2.12	8.16		
						837 (7)	977 (2)	748 (6)	915 (2)	942 (7)		
							1814 (4)	2562 (5)	3477 (4)	4419 (5)		
6	215	Kai KAZMIREK	GER	4322	-405	7.02	7.44	14.06	2.03	8.07		
						875 (5)	920 (5)	732 (7)	831 (5)	964 (5)		
							1795 (5)	2527 (6)	3358 (6)	4322 (6)		
7	289	Eelco SINTNICOLAAS	NED	4278	-449	7.01	7.14	14.39	2.03	8.05		
						879 (4)	847 (7)	752 (5)	831 (6)	969 (4)		
							1726 (7)	2478 (7)	3309 (7)	4278 (7)		
8	213	Pascal BEHRENBRUCH	GER	4134	-593	7.23	7.06	15.50	1.94	8.19		
						802 (8)	828 (8)	820 (1)	749 (8)	935 (8)		
							1630 (8)	2450 (8)	3199 (8)	4134 (8)		



RESULTS

Pole Vault Men - Heptathlon



RECORDS	RESULT	NAME	COUNTRY	AGE	VENUE	DATE	
World Indoor Record	WIR	6645 Ashton EATON	USA	24	Istanbul	10 Mar 2012	
World Hep. Indoor Best	WHIB	5.60 Aleksandr AVERBUKH	RUS	24	Valencia, ESP	1 Mar 1998	
World Hep. Indoor Best	WHIB	5.60 Renaud LAVILLENIE	FRA	22	Aubière	21 Dec 2008	
Championship Record	CR	6645 Ashton EATON	USA	24	Istanbul	10 Mar 2012	
Championship Hep. Best	CHB	5.50 Erki NOOL	EST	29	Maebashi	7 Mar 1999	
World Leading	WL	6242 Eelco SINTNICOLAAS	NED	27	Apeldoorn	16 Feb 2014	
Area Indoor Record	AIR	National Indoor Record	NIR	Personal Best	PB	Season Best	SB

8 March 2014 11:01 START TIME

13:01 END TIME

PLACE	BIB	NAME	COUNTRY	DATE of BIRTH	ORDER	RESULT		4.20	4.30	4.40	4.50	4.60	4.70	4.80	4.90	5.00	5.10	5.20	POINTS	TOTAL
								5.30	5.40	5.50	5.60									
1	289	Eelco SINTNICOLAAS	NED	07 Apr 87	2	5.40	SB	-	-	-	-	-	-	-	-	-	-	0	1035	5313
								-	XX0	X-	XX									
2	117	Thomas VAN DER PLAETSEN	BEL	24 Dec 90	7	5.20		-	-	-	-	-	-	-	-	X0	-	X0	972	5391
								XXX												
3	391	Ashton EATON	USA	21 Jan 88	3	5.20		-	-	-	-	-	-	-	0	0	-	XX0	972	5699
								XXX												
3	215	Kai KAZMIREK	GER	28 Jan 91	6	5.20	PB	-	-	-	-	0	-	0	-	0	0	XX0	972	5294
								XXX												
5	119	Andrei KRAUCHANKA	BLR	04 Jan 86	8	5.00		-	-	-	-	-	X0	-	0	0	XXX		910	5450
6	213	Pascal BEHRENBRUCH	GER	19 Jan 85	1	4.80	SB	-	XX0	-	0	0	XX0	XX0	XXX				849	4983
7	133	Damian WARNER	CAN	04 Nov 89	4	4.60	SB	-	-	-	X0	0	XXX						790	5233
8	378	Oleksiy KASYANOV	UKR	26 Aug 85	5	4.50	SB	-	-	-	0	XXX							760	5296



HEPTATHLON SUMMARY AFTER 6 EVENTS

RECORDS	RESULT	NAME	COUNTRY	AGE	VENUE	DATE
World Indoor Record WIR	6645	Ashton EATON	USA	24	Istanbul	10 Mar 2012
Championship Record CR	6645	Ashton EATON	USA	24	Istanbul	10 Mar 2012
World Leading WL	6242	Eelco SINTNICOLAAS	NED	27	Apeldoorn	16 Feb 2014

7-8 March 2014



PLACE	BIB	NAME	COUNTRY	POINTS	POINTS BEHIND LEADER	60 Metres	Long Jump	Shot Put	High Jump	60 Metres Hurdles	Pole Vault	1000 Metres
1	391	Ashton EATON	USA	5699		6.66 1007 (1)	7.78 1005 (1) 2012 (1)	14.88 782 (4) 2794 (1)	2.06 859 (3) 3653 (1)	7.64 1074 (1) 4727 (1)	5.20 972 (3) 5699 (1)	
2	119	Andrei KRAUCHANKA	BLR	5450	-249	7.12 840 (6)	7.46 925 (4) 1765 (6)	15.42 816 (2) 2581 (3)	2.21 1002 (1) 3583 (2)	8.10 957 (6) 4540 (2)	5.00 910 (5) 5450 (2)	
3	117	Thomas VAN DER PLAETSEN	BEL	5391	-308	7.13 837 (7)	7.67 977 (2) 1814 (4)	14.32 748 (6) 2562 (5)	2.12 915 (2) 3477 (4)	8.16 942 (7) 4419 (5)	5.20 972 (2) 5391 (3)	
4	289	Eelco SINTNICOLAAS	NED	5313	-386	7.01 879 (4)	7.14 847 (7) 1726 (7)	14.39 752 (5) 2478 (7)	2.03 831 (6) 3309 (7)	8.05 969 (4) 4278 (7)	5.40 1035 (1) 5313 (4)	
5	378	Oleksiy KASYANOV	UKR	5296	-403	6.88 925 (3)	7.54 945 (3) 1870 (2)	15.41 815 (3) 2685 (2)	2.03 831 (4) 3516 (3)	7.85 1020 (3) 4536 (3)	4.50 760 (8) 5296 (5)	
6	215	Kai KAZMIREK	GER	5294	-405	7.02 875 (5)	7.44 920 (5) 1795 (5)	14.06 732 (7) 2527 (6)	2.03 831 (5) 3358 (6)	8.07 964 (5) 4322 (6)	5.20 972 (3) 5294 (6)	
7	133	Damian WARNER	CAN	5233	-466	6.75 973 (2)	7.31 888 (6) 1861 (3)	13.86 720 (8) 2581 (4)	2.00 803 (7) 3384 (5)	7.70 1059 (2) 4443 (4)	4.60 790 (7) 5233 (7)	
8	213	Pascal BEHRENBRUCH	GER	4983	-716	7.23 802 (8)	7.06 828 (8) 1630 (8)	15.50 820 (1) 2450 (8)	1.94 749 (8) 3199 (8)	8.19 935 (8) 4134 (8)	4.80 849 (6) 4983 (8)	



RESULTS



1000 Metres Men - Heptathlon

RECORDS	RESULT	NAME	COUNTRY	AGE	VENUE	DATE	
World Indoor Record	WIR	6645 Ashton EATON	USA	24	Istanbul	10 Mar 2012	
World Hep. Indoor Best	WHIB	2:23.63 Curtis BEACH	USA	22	Nampa, ID	10 Mar 2012	
Championship Record	CR	6645 Ashton EATON	USA	24	Istanbul	10 Mar 2012	
Championship Hep. Best	CHB	2:32.77 Ashton EATON	USA	24	Istanbul	10 Mar 2012	
World Leading	WL	6632 Ashton EATON	USA	26	Sopot	8 Mar 2014	
Area Indoor Record	AIR	National Indoor Record	NIR	Personal Best	PB	Season Best	SB

8 March 2014 19:18 START TIME

PLACE	BIB	NAME	COUNTRY	DATE of BIRTH	ORDER	RESULT		POINTS	TOTAL
1	391	Ashton EATON	USA	21 Jan 88	4	2:34.72	SB	933	6632
2	133	Damian WARNER	CAN	04 Nov 89	7	2:37.98	PB	896	6129
3	289	Eelco SINTNICOLAAS	NED	07 Apr 87	2	2:38.98	SB	885	6198
4	378	Oleksiy KASYANOV	UKR	26 Aug 85	8	2:39.44	NIR	880	6176
5	215	Kai KAZMIREK	GER	28 Jan 91	3	2:39.51	PB	879	6173
6	117	Thomas VAN DER PLAETSEN	BEL	24 Dec 90	1	2:40.50	PB	868	6259
7	119	Andrei KRAUCHANKA	BLR	04 Jan 86	6	2:41.88	SB	853	6303
	213	Pascal BEHRENBRUCH	GER	19 Jan 85	5	DNF		0	4983

INTERMEDIATE TIMES	200m	391 Ashton EATON	30.35
	400m	289 Eelco SINTNICOLAAS	1:02.30
	600m	391 Ashton EATON	1:32.65
	800m	391 Ashton EATON	2:06.20



HEPTATHLON FINAL RESULTS

RECORDS	RESULT	NAME	COUNTRY	AGE	VENUE	DATE
World Indoor Record WIR	6645	Ashton EATON	USA	24	Istanbul	10 Mar 2012
Championship Record CR	6645	Ashton EATON	USA	24	Istanbul	10 Mar 2012
World Leading WL	6632	Ashton EATON	USA	26	Sopot	8 Mar 2014
Area Indoor Record AIR	National Indoor Record NIR				Personal Best PB	Season Best SB

7-8 March 2014

PLACE	BIB	NAME	COUNTRY	POINTS	POINTS BEHIND LEADER	EVENTS						
						60 Metres	Long Jump	Shot Put	High Jump	60 Metres Hurdles	Pole Vault	1000 Metres
1	391	Ashton EATON	USA	6632		6.66	7.78	14.88	2.06	7.64	5.20	2:34.72
				WL		1007 (1)	1005 (1)	782 (4)	859 (3)	1074 (1)	972 (3)	933 (1)
						2012 (1)	2794 (1)	3653 (1)	4727 (1)	5699 (1)	6632 (1)	
2	119	Andrei KRAUCHANKA	BLR	6303	-329	7.12	7.46	15.42	2.21	8.10	5.00	2:41.88
				NIR		840 (6)	925 (4)	816 (2)	1002 (1)	957 (6)	910 (5)	853 (7)
						1765 (6)	2581 (3)	3583 (2)	4540 (2)	5450 (2)	6303 (2)	
3	117	Thomas VAN DER PLAETSEN	BEL	6259	-373	7.13	7.67	14.32	2.12	8.16	5.20	2:40.50
				NIR		837 (7)	977 (2)	748 (6)	915 (2)	942 (7)	972 (2)	868 (6)
						1814 (4)	2562 (5)	3477 (4)	4419 (5)	5391 (3)	6259 (3)	
4	289	Eelco SINTNICOLAAS	NED	6198	-434	7.01	7.14	14.39	2.03	8.05	5.40	2:38.98
						879 (4)	847 (7)	752 (5)	831 (6)	969 (4)	1035 (1)	885 (3)
						1726 (7)	2478 (7)	3309 (7)	4278 (7)	5313 (4)	6198 (4)	
5	378	Oleksiy KASYANOV	UKR	6176	-456	6.88	7.54	15.41	2.03	7.85	4.50	2:39.44
				SB		925 (3)	945 (3)	815 (3)	831 (4)	1020 (3)	760 (8)	880 (4)
						1870 (2)	2685 (2)	3516 (3)	4536 (3)	5296 (5)	6176 (5)	
6	215	Kai KAZMIREK	GER	6173	-459	7.02	7.44	14.06	2.03	8.07	5.20	2:39.51
				PB		875 (5)	920 (5)	732 (7)	831 (5)	964 (5)	972 (3)	879 (5)
						1795 (5)	2527 (6)	3358 (6)	4322 (6)	5294 (6)	6173 (6)	
7	133	Damian WARNER	CAN	6129	-503	6.75	7.31	13.86	2.00	7.70	4.60	2:37.98
				PB		973 (2)	888 (6)	720 (8)	803 (7)	1059 (2)	790 (7)	896 (2)
						1861 (3)	2581 (4)	3384 (5)	4443 (4)	5233 (7)	6129 (7)	
8	213	Pascal BEHRENBRUCH	GER	4983	-1649	7.23	7.06	15.50	1.94	8.19	4.80	DNF
				SB		802 (8)	828 (8)	820 (1)	749 (8)	935 (8)	849 (6)	0
						1630 (8)	2450 (8)	3199 (8)	4134 (8)	4983 (8)	4983 (8)	



RESULTS



60 Metres Women - Final

RECORDS	RESULT	NAME	COUNTRY	AGE	VENUE	DATE	
World Indoor Record	WIR	6.92	Irina PRIVALOVA	RUS	25	Madrid 11 Feb 1993	
World Indoor Record	WIR	6.92	Irina PRIVALOVA	RUS	27	Madrid 9 Feb 1995	
Championship Record	CR	6.95	Gail DEVERS	USA	27	Toronto (SD) 12 Mar 1993	
World Leading	WL	6.98	Shelly-Ann FRASER-PRYCE	JAM	28	Sopot 9 Mar 2014	
Area Indoor Record	AIR	National Indoor Record	NIR	Personal Best	PB	Season Best	SB

Final

9 March 2014 18:08 START TIME

PLACE	BIB	NAME	COUNTRY	DATE of BIRTH	LANE	RESULT	REACTION	Fn
1	713	Shelly-Ann FRASER-PRYCE	JAM	27 Dec 86	5	6.98 WL	0.159	
2	633	Murielle AHOURE	CIV	23 Aug 87	3	7.01 SB	0.158	
3	848	Tianna BARTOLETTA	USA	30 Aug 85	7	7.06 SB	0.165	
4	673	Asha PHILIP	GBR	25 Oct 90	4	7.11	0.134	
5	712	Veronica CAMPBELL-BROWN	JAM	15 May 82	2	7.13 SB	0.138	
6	829	Michelle-Lee AHYE	TTO	10 Apr 92	1	7.16	0.166	
7	749	Gloria ASUMNU	NGR	22 May 85	8	7.18	0.161	
8	685	Verena SAILER	GER	16 Oct 85	6	7.18	0.171	

ALL-TIME TOP LIST				SEASON TOP LIST			
RESULT	NAME	VENUE	DATE	RESULT	NAME	VENUE	DATE
6.92	Irina PRIVALOVA (RUS)	Madrid	11 Feb 93	6.98	Shelly-Ann FRASER-PRYCE (JAM)	Sopot	9 Mar 14
6.95	Gail DEVERS (USA)	Toronto (SD)	12 Mar 93	7.01	Murielle AHOURE (CIV)	Sopot	9 Mar 14
6.95	Marion JONES (USA)	Maebashi	7 Mar 98	7.06	Tianna BARTOLETTA (USA)	Sopot	9 Mar 14
6.96	Merlene OTTEY (JAM)	Madrid	14 Feb 92	7.09	Asha PHILIP (GBR)	Sheffield	8 Feb 14
6.96	Ekateríni THÁNOU (GRE)	Maebashi	7 Mar 99	7.09	LaKeisha LAWSON (USA)	Albuquerque	23 Feb 14
6.97	LaVerne JONES-FERRETTE (ISV)	Stuttgart	6 Feb 10	7.10	Barbara PIERRE (USA)	Albuquerque	23 Feb 14
6.98	Shelly-Ann FRASER-PRYCE (JAM)	Sopot	9 Mar 14	7.10	Michelle-Lee AHYE (TTO)	Sopot	9 Mar 14
6.99	Murielle AHOURE (CIV)	Birmingham, GBR	16 Feb 13	7.11	LaKya BROOKINS (USA)	Albuquerque	23 Feb 14
7.00	Nelli COOMAN (NED)	Madrid	23 Feb 86	7.11	Gloria ASUMNU (NGR)	Sopot	9 Mar 14
7.00	Veronica CAMPBELL-BROWN (JAM)	Doha	14 Mar 10	7.12	Verena SAILER (GER)	Sopot	9 Mar 14

RESULT PROGRESSION

60 Metres Women - Final



RECORDS	RESULT	NAME	COUNTRY	AGE	VENUE	DATE
World Indoor Record WIR	6.92	Irina PRIVALOVA	RUS	25	Madrid	11 Feb 1993
World Indoor Record WIR	6.92	Irina PRIVALOVA	RUS	27	Madrid	9 Feb 1995
Championship Record CR	6.95	Gail DEVERS	USA	27	Toronto (SD)	12 Mar 1993
World Leading WL	6.98	Shelly-Ann FRASER-PRYCE	JAM	28	Sopot	9 Mar 2014
Area Indoor Record AIR	National Indoor Record NIR	Personal Best PB	Season Best SB			

9 March 2014

RANK	BIB	NAME	COUNTRY	DATE of BIRTH	PHASE	HEAT	LANE	PLACE	RESULT
1	713	Shelly-Ann FRASER-PRYCE	JAM	27 Dec 86	Final	1	5	1	6.98 WL
					Semi-Final	3	4	2	7.08 Q SB
					Round 1	2	3	2	7.12 Q
2	633	Murielle AHOURE	CIV	23 Aug 87	Final	1	3	2	7.01 SB
					Semi-Final	1	3	1	7.06 Q
					Round 1	6	4	1	7.09 Q
3	848	Tianna BARTOLETTA	USA	30 Aug 85	Final	1	7	3	7.06 SB
					Semi-Final	2	5	7	7.14 Q
					Round 1	4	3	3	7.13 Q
4	673	Asha PHILIP	GBR	25 Oct 90	Final	1	4	4	7.11
					Semi-Final	3	3	3	7.09 Q PB
					Round 1	1	4	6	7.18 Q
5	712	Veronica CAMPBELL-BROWN	JAM	15 May 82	Final	1	2	5	7.13 SB
					Semi-Final	2	8	8	7.17 q SB
					Round 1	4	4	13	7.22 Q SB
6	829	Michelle-Lee AHYE	TTO	10 Apr 92	Final	1	1	6	7.16
					Semi-Final	3	6	4	7.10 q NIR
					Round 1	3	8	5	7.14 Q
7	749	Gloria ASUMNU	NGR	22 May 85	Final	1	8	7	7.18
					Semi-Final	1	4	5	7.11 Q SB
					Round 1	5	2	7	7.19 Q SB
8	685	Verena SAILER	GER	16 Oct 85	Final	1	6	8	7.18
					Semi-Final	2	6	6	7.12 Q PB
					Round 1	3	3	3	7.13 Q

ALL-TIME TOP LIST				SEASON TOP LIST			
RESULT	NAME	VENUE	DATE	RESULT	NAME	VENUE	DATE
6.92	Irina PRIVALOVA (RUS)	Madrid	11 Feb 93	6.98	Shelly-Ann FRASER-PRYCE (JAM)	Sopot	9 Mar 14
6.95	Gail DEVERS (USA)	Toronto (SD)	12 Mar 93	7.01	Murielle AHOURE (CIV)	Sopot	9 Mar 14
6.95	Marion JONES (USA)	Maebashi	7 Mar 98	7.06	Tianna BARTOLETTA (USA)	Sopot	9 Mar 14
6.96	Merlene OTTEY (JAM)	Madrid	14 Feb 92	7.09	Asha PHILIP (GBR)	Sheffield	8 Feb 14
6.96	Ekaterini THANOOU (GRE)	Maebashi	7 Mar 99	7.09	LaKeisha LAWSON (USA)	Albuquerque	23 Feb 14
6.97	LaVerne JONES-FERRETTE (ISV)	Stuttgart	6 Feb 10	7.10	Barbara PIERRE (USA)	Albuquerque	23 Feb 14
6.98	Shelly-Ann FRASER-PRYCE (JAM)	Sopot	9 Mar 14	7.10	Michelle-Lee AHYE (TTO)	Sopot	9 Mar 14
6.99	Murielle AHOURE (CIV)	Birmingham, GBR	16 Feb 13	7.11	LaKya BROOKINS (USA)	Albuquerque	23 Feb 14
7.00	Nelli COOMAN (NED)	Madrid	23 Feb 86	7.11	Gloria ASUMNU (NGR)	Sopot	9 Mar 14
7.00	Veronica CAMPBELL-BROWN (JAM)	Doha	14 Mar 10	7.12	Verena SAILER (GER)	Sopot	9 Mar 14



RESULTS



60 Metres Women - Semi-Final

First 2 in each heat (Q) and the next 2 fastest (q) advance to the Final

RECORDS	RESULT	NAME	COUNTRY	AGE	VENUE	DATE	
World Indoor Record	WIR	6.92 Irina PRIVALOVA	RUS	25	Madrid	11 Feb 1993	
World Indoor Record	WIR	6.92 Irina PRIVALOVA	RUS	27	Madrid	9 Feb 1995	
Championship Record	CR	6.95 Gail DEVERS	USA	27	Toronto (SD)	12 Mar 1993	
World Leading	WL	7.03 Murielle AHOURE	CIV	27	Houston, TX	1 Feb 2014	
Area Indoor Record	AIR	National Indoor Record	NIR	Personal Best	PB	Season Best	SB

Heat 1

3

9 March 2014 15:12 START TIME

PLACE	BIB	NAME	COUNTRY	DATE OF BIRTH	LANE	RESULT	REACTION	Fn
1	633	Murielle AHOURE	CIV	23 Aug 87	3	7.06 Q	0.167	
2	749	Gloria ASUMNU	NGR	22 May 85	4	7.11 Q	SB	0.169
3	863	LaKeisha LAWSON	USA	03 Jun 87	6	7.18		0.178
4	660	Ruddy ZANG MILAMA	GAB	06 Jun 87	8	7.19		0.179
5	607	Sheniqua FERGUSON	BAH	24 Nov 89	1	7.25	SB	0.181
6	672	Sophie PAPPS	GBR	06 Oct 94	5	7.30		0.146
7	792	Carina HORN	RSA	09 Mar 89	7	7.34		0.150
8	746	Jamile SAMUEL	NED	24 Apr 92	2	7.39		0.168

Heat 2

3

9 March 2014 15:19 START TIME

PLACE	BIB	NAME	COUNTRY	DATE OF BIRTH	LANE	RESULT	REACTION	Fn
1	685	Verena SAILER	GER	16 Oct 85	6	7.12 Q	PB	0.163
2	848	Tianna BARTOLETTA	USA	30 Aug 85	5	7.14 Q		0.205
3	712	Veronica CAMPBELL-BROWN	JAM	15 May 82	8	7.17 q	SB	0.182
4	747	Dafne SCHIPPERS	NED	15 Jun 92	4	7.18		0.158
5	756	Ezinne OKPARAEDO	NOR	03 Mar 88	3	7.19		0.159
6	632	Yongli WEI	CHN	11 Oct 91	1	7.30	SB	0.167
7	843	Natalia POHREBNIAK	UKR	19 Feb 88	7	7.34		0.147
8	768	Marta JESCHKE	POL	02 Jun 86	2	7.41		0.193

Photo Finish reading to 1/1000th of a second:

BIB 712 - 7.162

Heat 3

3

9 March 2014 15:26 START TIME

PLACE	BIB	NAME	COUNTRY	DATE OF BIRTH	LANE	RESULT	REACTION	Fn
1	713	Shelly-Ann FRASER-PRYCE	JAM	27 Dec 86	4	7.08 Q	SB	0.190
2	673	Asha PHILIP	GBR	25 Oct 90	3	7.09 Q	PB	0.123
3	829	Michelle-Lee AHYE	TTO	10 Apr 92	6	7.10 q	NIR	0.141
4	711	Tahesia HARRIGAN-SCOTT	IVB	15 Feb 82	5	7.17	SB	0.143
5	620	Franciela KRASUCKI	BRA	26 Apr 88	8	7.31		0.180
6	770	Anna KIELBASINSKA	POL	26 Jun 90	1	7.31	PB	0.165
7	681	Yasmin KWADWO	GER	09 Nov 90	7	7.32		0.118
8	656	Hanna-Maari LATVALA	FIN	30 Oct 87	2	7.34		0.161

Photo Finish reading to 1/1000th of a second:

BIB 711 - 7.163



RESULTS
60 Metres Women - Semi-Final

ALL-TIME TOP LIST				SEASON TOP LIST			
RESULT	NAME	VENUE	DATE	RESULT	NAME	VENUE	DATE
6.92	Irina PRIVALOVA (RUS)	Madrid	11 Feb 93	7.03	Murielle AHOURÉ (CIV)	Houston, TX	1 Feb 14
6.95	Gail DEVERS (USA)	Toronto (SD)	12 Mar 93	7.08	Tianna BARTOLETTA (USA)	Albuquerque	23 Feb 14
6.95	Marion JONES (USA)	Maebashi	7 Mar 98	7.08	Shelly-Ann FRASER-PRYCE (JAM)	Sopot	9 Mar 14
6.96	Merlene OTTEY (JAM)	Madrid	14 Feb 92	7.09	Asha PHILIP (GBR)	Sheffield	8 Feb 14
6.96	Ekateríni THÁNOU (GRE)	Maebashi	7 Mar 99	7.09	LaKeisha LAWSON (USA)	Albuquerque	23 Feb 14
6.97	LaVerne JONES-FERRETTE (ISV)	Stuttgart	6 Feb 10	7.10	Barbara PIERRE (USA)	Albuquerque	23 Feb 14
6.99	Murielle AHOURÉ (CIV)	Birmingham, GBR	16 Feb 13	7.10	Michelle-Lee AHYE (TTO)	Sopot	9 Mar 14
7.00	Nelli COOMAN (NED)	Madrid	23 Feb 86	7.11	LaKya BROOKINS (USA)	Albuquerque	23 Feb 14
7.00	Veronica CAMPBELL-BROWN (JAM)	Doha	14 Mar 10	7.11	Gloria ASUMNU (NGR)	Sopot	9 Mar 14
7.01	Savatheda FYNES (BAH)	Maebashi	7 Mar 99	7.12	Verena SAILER (GER)	Sopot	9 Mar 14
7.01	Lauryn WILLIAMS (USA)	Moskva	10 Mar 06				
7.01	Me'Lisa BARBER (USA)	Moskva	10 Mar 06				



SUMMARY



60 Metres Women - Semi-Final

First 2 in each heat (Q) and the next 2 fastest (q) advance to the Final

RECORDS	RESULT	NAME	COUNTRY	AGE	VENUE	DATE
World Indoor Record WIR	6.92	Irina PRIVALOVA	RUS	25	Madrid	11 Feb 1993
World Indoor Record WIR	6.92	Irina PRIVALOVA	RUS	27	Madrid	9 Feb 1995
Championship Record CR	6.95	Gail DEVERS	USA	27	Toronto (SD)	12 Mar 1993
World Leading WL	7.03	Murielle AHOURE	CIV	27	Houston, TX	1 Feb 2014
Area Indoor Record AIR	National Indoor Record NIR	Personal Best PB	Season Best SB			

9 March 2014

RANK	PLACE	HEAT	LANE	BIB	NAME	COUNTRY	DATE of BIRTH	RESULT
1	1	1	3	633	Murielle AHOURE	CIV	23 Aug 87	7.06 Q
2	1	3	4	713	Shelly-Ann FRASER-PRYCE	JAM	27 Dec 86	7.08 Q SB
3	2	3	3	673	Asha PHILIP	GBR	25 Oct 90	7.09 Q PB
4	3	3	6	829	Michelle-Lee AHYE	TTO	10 Apr 92	7.10 q NIR
5	2	1	4	749	Gloria ASUMNU	NGR	22 May 85	7.11 Q SB
6	1	2	6	685	Verena SAILER	GER	16 Oct 85	7.12 Q PB
7	2	2	5	848	Tianna BARTOLETTA	USA	30 Aug 85	7.14 Q
8	3	2	8	712	Veronica CAMPBELL-BROWN	JAM	15 May 82	7.17 q SB
8	4	3	5	711	Tahesia HARRIGAN-SCOTT	IVB	15 Feb 82	7.17 SB
10	3	1	6	863	LaKeisha LAWSON	USA	03 Jun 87	7.18
10	4	2	4	747	Dafne SCHIPPERS	NED	15 Jun 92	7.18
12	4	1	8	660	Ruddy ZANG MILAMA	GAB	06 Jun 87	7.19
12	5	2	3	756	Ezinne OKPARAEBO	NOR	03 Mar 88	7.19
14	5	1	1	607	Sheniqua FERGUSON	BAH	24 Nov 89	7.25 SB
15	6	1	5	672	Sophie PAPPS	GBR	06 Oct 94	7.30
15	6	2	1	632	Yongli WEI	CHN	11 Oct 91	7.30 SB
17	5	3	8	620	Franciela KRASUCKI	BRA	26 Apr 88	7.31
17	6	3	1	770	Anna KIELBASINSKA	POL	26 Jun 90	7.31 PB
19	7	3	7	681	Yasmin KWADWO	GER	09 Nov 90	7.32
20	7	1	7	792	Carina HORN	RSA	09 Mar 89	7.34
20	7	2	7	843	Natalia POHREBNIAK	UKR	19 Feb 88	7.34
20	8	3	2	656	Hanna-Maari LATVALA	FIN	30 Oct 87	7.34
23	8	1	2	746	Jamile SAMUEL	NED	24 Apr 92	7.39
24	8	2	2	768	Marta JESCHKE	POL	02 Jun 86	7.41

Photo Finish reading to 1/1000th of a second:

BIB 712 - 7.162

BIB 711 - 7.163

ALL-TIME TOP LIST				SEASON TOP LIST			
RESULT	NAME	VENUE	DATE	RESULT	NAME	VENUE	DATE
6.92	Irina PRIVALOVA (RUS)	Madrid	11 Feb 93	7.03	Murielle AHOURE (CIV)	Houston, TX	1 Feb 14
6.95	Gail DEVERS (USA)	Toronto (SD)	12 Mar 93	7.08	Tianna BARTOLETTA (USA)	Albuquerque	23 Feb 14
6.95	Marion JONES (USA)	Maebashi	7 Mar 98	7.08	Shelly-Ann FRASER-PRYCE (JAM)	Sopot	9 Mar 14
6.96	Merlene OTTEY (JAM)	Madrid	14 Feb 92	7.09	Asha PHILIP (GBR)	Sheffield	8 Feb 14
6.96	Ekaterini THANOOU (GRE)	Maebashi	7 Mar 99	7.09	LaKeisha LAWSON (USA)	Albuquerque	23 Feb 14
6.97	LaVerne JONES-FERRETTE (ISV)	Stuttgart	6 Feb 10	7.10	Barbara PIERRE (USA)	Albuquerque	23 Feb 14
6.99	Murielle AHOURE (CIV)	Birmingham, GBR	16 Feb 13	7.10	Michelle-Lee AHYE (TTO)	Sopot	9 Mar 14
7.00	Nelli COOMAN (NED)	Madrid	23 Feb 86	7.11	LaKya BROOKINS (USA)	Albuquerque	23 Feb 14
7.00	Veronica CAMPBELL-BROWN (JAM)	Doha	14 Mar 10	7.11	Gloria ASUMNU (NGR)	Sopot	9 Mar 14
7.01	Savatheda FYNES (BAH)	Maebashi	7 Mar 99	7.12	Verena SAILER (GER)	Sopot	9 Mar 14
7.01	Lauryn WILLIAMS (USA)	Moskva	10 Mar 06				
7.01	Me'Lisa BARBER (USA)	Moskva	10 Mar 06				

RESULTS



60 Metres Women - Round 1

First 3 in each heat (Q) and the next 6 fastest (q) advance to the Semi-Finals

RECORDS	RESULT	NAME	COUNTRY	AGE	VENUE	DATE	
World Indoor Record	WIR	6.92 Irina PRIVALOVA	RUS	25	Madrid	11 Feb 1993	
World Indoor Record	WIR	6.92 Irina PRIVALOVA	RUS	27	Madrid	9 Feb 1995	
Championship Record	CR	6.95 Gail DEVERS	USA	27	Toronto (SD)	12 Mar 1993	
World Leading	WL	7.03 Murielle AHOURE	CIV	27	Houston, TX	1 Feb 2014	
Area Indoor Record	AIR	National Indoor Record	NIR	Personal Best	PB	Season Best	SB

Heat 1

6

8 March 2014 10:49 START TIME

PLACE	BIB	NAME	COUNTRY	DATE OF BIRTH	LANE	RESULT	REACTION	Fn
1	673	Asha PHILIP	GBR	25 Oct 90	4	7.18 Q	0.154	
2	747	Dafne SCHIPPERS	NED	15 Jun 92	6	7.19 Q	0.149	
3	843	Natalia POHREBNIAK	UKR	19 Feb 88	8	7.30 Q	0.168	
4	607	Sheniqa FERGUSON	BAH	24 Nov 89	7	7.31 q	SB	0.165
5	725	Olga SAFRONOVA	KAZ	05 Nov 91	3	7.35	0.166	
6	602	Estefania SEBASTIAN	AND	05 Sep 82	2	7.83	0.256	
7	757	Lovelite DETENAMO	NRU	22 Dec 93	5	7.94	NIR	0.203

Heat 2

6

8 March 2014 10:55 START TIME

PLACE	BIB	NAME	COUNTRY	DATE OF BIRTH	LANE	RESULT	REACTION	Fn
1	713	Shelly-Ann FRASER-PRYCE	JAM	27 Dec 86	3	7.12 Q	0.203	
2	711	Tahesia HARRIGAN-SCOTT	IVB	15 Feb 82	8	7.20 Q	0.142	
3	681	Yasmin KWADWO	GER	09 Nov 90	7	7.27 Q	0.123	
4	632	Yongli WEI	CHN	11 Oct 91	6	7.32 q	SB	0.160
5	656	Hanna-Maari LATVALA	FIN	30 Oct 87	4	7.33 q	0.142	
6	694	Yee Pui FONG	HKG	24 Dec 91	2	7.58	0.271	
7	755	Rachel ABRAMS	NMI	13 Jul 95	5	8.30	PB	0.194

Heat 3

6

8 March 2014 11:02 START TIME

PLACE	BIB	NAME	COUNTRY	DATE OF BIRTH	LANE	RESULT	REACTION	Fn
1	685	Verena SAILER	GER	16 Oct 85	3	7.13 Q	0.147	
2	829	Michelle-Lee AHYE	TTO	10 Apr 92	8	7.14 Q	0.152	
3	792	Carina HORN	RSA	09 Mar 89	4	7.36 Q	0.217	
4	690	María GÁTOU	GRE	16 Aug 89	7	7.38	0.139	
5	701	LaVerne JONES-FERRETTE	ISV	16 Sep 81	1	7.39	SB	0.141
6	735	Tiffany TSHILUMBA	LUX	28 Oct 96	2	7.47	0.183	
7	817	Joanne Pricilla LOUTOY	SEY	31 Dec 92	5	7.75	PB	0.211
8	740	Rachel FITZ	MLT	04 May 95	6	7.86	PB	0.177

Heat 4

6

8 March 2014 11:10 START TIME

PLACE	BIB	NAME	COUNTRY	DATE OF BIRTH	LANE	RESULT	REACTION	Fn
1	848	Tianna BARTOLETTA	USA	30 Aug 85	3	7.13 Q	0.175	
2	756	Ezinne OKPARAEBO	NOR	03 Mar 88	6	7.19 Q	0.170	
3	712	Veronica CAMPBELL-BROWN	JAM	15 May 82	4	7.22 Q	SB	0.190
4	768	Marta JESCHKE	POL	02 Jun 86	2	7.33 q	0.266	
5	746	Jamile SAMUEL	NED	24 Apr 92	8	7.34 q	0.141	
6	689	Flings OWUSU-AGYAPONG	GHA	16 Oct 88	7	7.42	0.153	
7	600	Shinelle PROCTOR	AIA	27 Jun 91	5	7.91	0.251	



RESULTS
60 Metres Women - Round 1

Heat 5

6

8 March 2014 11:16 START TIME

PLACE	BIB	NAME	COUNTRY	DATE OF BIRTH	LANE	RESULT	REACTION	Fn
1	863	LaKeisha LAWSON	USA	03 Jun 87	5	7.19 Q	0.177	
1	749	Gloria ASUMNU	NGR	22 May 85	2	7.19 Q	0.183	SB
3	660	Ruddy ZANG MILAMA	GAB	06 Jun 87	8	7.19 Q	0.184	
4	640	Ramona PAPAIOANNOU	CYP	15 Jun 89	4	7.43	0.208	
5	830	Geronne BLACK	TTO	26 Oct 89	7	7.45	0.161	
6	634	Patricia TAEA	COK	25 May 93	3	7.93	0.211	NIR
7	821	Martina PRETELLI	SMR	28 Dec 88	6	7.94	0.233	

Heat 6

6

8 March 2014 11:23 START TIME

PLACE	BIB	NAME	COUNTRY	DATE OF BIRTH	LANE	RESULT	REACTION	Fn
1	633	Murielle AHOURE	CIV	23 Aug 87	4	7.09 Q	0.156	
2	672	Sophie PAPPS	GBR	06 Oct 94	8	7.22 Q	0.135	PB
3	620	Franciela KRASUCKI	BRA	26 Apr 88	5	7.25 Q	0.156	
4	770	Anna KIELBASINSKA	POL	26 Jun 90	6	7.31 q	0.151	PB
5	702	Audrey ALLOH	ITA	21 Jul 87	3	7.35	0.154	
6	733	Aziza SBAITY	LIB	17 Nov 91	7	7.82	0.168	PB
7	677	Marlene MEVONG MBA	GEQ	29 Apr 90	2	8.05	0.287	

ALL-TIME TOP LIST

SEASON TOP LIST

RESULT	NAME	VENUE	DATE
6.92	Irina PRIVALOVA (RUS)	Madrid	11 Feb 93
6.95	Gail DEVERS (USA)	Toronto (SD)	12 Mar 93
6.95	Marion JONES (USA)	Maebashi	7 Mar 98
6.96	Merlene OTTEY (JAM)	Madrid	14 Feb 92
6.96	Ekateríni THÁNOU (GRE)	Maebashi	7 Mar 99
6.97	LaVerne JONES-FERRETTE (ISV)	Stuttgart	6 Feb 10
6.99	Murielle AHOURE (CIV)	Birmingham, GBR	16 Feb 13
7.00	Nelli COOMAN (NED)	Madrid	23 Feb 86
7.00	Veronica CAMPBELL-BROWN (JAM)	Doha	14 Mar 10
7.01	Savatheda FYNES (BAH)	Maebashi	7 Mar 99
7.01	Lauryn WILLIAMS (USA)	Moskva	10 Mar 06
7.01	Me'Lisa BARBER (USA)	Moskva	10 Mar 06

RESULT	NAME	VENUE	DATE
7.03	Murielle AHOURE (CIV)	Houston, TX	1 Feb 14
7.08	Tianna BARTOLETTA (USA)	Albuquerque	23 Feb 14
7.09	Asha PHILIP (GBR)	Sheffield	8 Feb 14
7.09	LaKeisha LAWSON (USA)	Albuquerque	23 Feb 14
7.10	Shelly-Ann FRASER-PRYCE (JAM)	irmingham (NIA), GBR	15 Feb 14
7.10	Barbara PIERRE (USA)	Albuquerque	23 Feb 14
7.11	LaKya BROOKINS (USA)	Albuquerque	23 Feb 14
7.12	Verena SAILER (GER)	Berlin (O2 World)	1 Mar 14
7.13	Michelle-Lee AHYE (TTO)	New York (Armory), NY	15 Feb 14
7.14	Tori BOWIE (USA)	New York (Armory), NY	15 Feb 14



SUMMARY



60 Metres Women - Round 1

First 3 in each heat (Q) and the next 6 fastest (q) advance to the Semi-Finals

RECORDS	RESULT	NAME	COUNTRY	AGE	VENUE	DATE
World Indoor Record WIR	6.92	Irina PRIVALOVA	RUS	25	Madrid	11 Feb 1993
World Indoor Record WIR	6.92	Irina PRIVALOVA	RUS	27	Madrid	9 Feb 1995
Championship Record CR	6.95	Gail DEVERS	USA	27	Toronto (SD)	12 Mar 1993
World Leading WL	7.03	Murielle AHOURE	CIV	27	Houston, TX	1 Feb 2014
Area Indoor Record AIR	National Indoor Record NIR	Personal Best PB	Season Best SB			

8 March 2014

RANK	PLACE	HEAT	LANE	BIB	NAME	COUNTRY	DATE of BIRTH	RESULT
1	1	6	4	633	Murielle AHOURE	CIV	23 Aug 87	7.09 Q
2	1	2	3	713	Shelly-Ann FRASER-PRYCE	JAM	27 Dec 86	7.12 Q
3	1	4	3	848	Tianna BARTOLETTA	USA	30 Aug 85	7.13 Q
3	1	3	3	685	Verena SAILER	GER	16 Oct 85	7.13 Q
5	2	3	8	829	Michelle-Lee AHYE	TTO	10 Apr 92	7.14 Q
6	1	1	4	673	Asha PHILIP	GBR	25 Oct 90	7.18 Q
7	1	5	2	749	Gloria ASUMNU	NGR	22 May 85	7.19 Q SB
7	1	5	5	863	LaKeisha LAWSON	USA	03 Jun 87	7.19 Q
7	2	1	6	747	Dafne SCHIPPERS	NED	15 Jun 92	7.19 Q
7	2	4	6	756	Ezinne OKPARAEBO	NOR	03 Mar 88	7.19 Q
7	3	5	8	660	Ruddy ZANG MILAMA	GAB	06 Jun 87	7.19 Q
12	2	2	8	711	Tahesia HARRIGAN-SCOTT	IVB	15 Feb 82	7.20 Q
13	2	6	8	672	Sophie PAPPS	GBR	06 Oct 94	7.22 Q PB
13	3	4	4	712	Veronica CAMPBELL-BROWN	JAM	15 May 82	7.22 Q SB
15	3	6	5	620	Franciela KRASUCKI	BRA	26 Apr 88	7.25 Q
16	3	2	7	681	Yasmin KWADWO	GER	09 Nov 90	7.27 Q
17	3	1	8	843	Natalia POHREBNIAK	UKR	19 Feb 88	7.30 Q
18	4	6	6	770	Anna KIELBASINSKA	POL	26 Jun 90	7.31 q PB
18	4	1	7	607	Sheniqua FERGUSON	BAH	24 Nov 89	7.31 q SB
20	4	2	6	632	Yongli WEI	CHN	11 Oct 91	7.32 q SB
21	4	4	2	768	Marta JESCHKE	POL	02 Jun 86	7.33 q
21	5	2	4	656	Hanna-Maari LATVALA	FIN	30 Oct 87	7.33 q
23	5	4	8	746	Jamile SAMUEL	NED	24 Apr 92	7.34 q
24	5	6	3	702	Audrey ALLOH	ITA	21 Jul 87	7.35
24	5	1	3	725	Olga SAFRONOVA	KAZ	05 Nov 91	7.35
26	3	3	4	792	Carina HORN	RSA	09 Mar 89	7.36 Q
27	4	3	7	690	María GÁTOU	GRE	16 Aug 89	7.38
28	5	3	1	701	LaVerne JONES-FERRETTE	ISV	16 Sep 81	7.39 SB
29	6	4	7	689	Flings OWUSU-AGYAPONG	GHA	16 Oct 88	7.42
30	4	5	4	640	Ramona PAPAIOANNOU	CYP	15 Jun 89	7.43
31	5	5	7	830	Geronne BLACK	TTO	26 Oct 89	7.45
32	6	3	2	735	Tiffany TSHILUMBA	LUX	28 Oct 96	7.47
33	6	2	2	694	Yee Pui FONG	HKG	24 Dec 91	7.58
34	7	3	5	817	Joanne Pricilla LOUTOY	SEY	31 Dec 92	7.75 PB
35	6	6	7	733	Aziza SBAITY	LIB	17 Nov 91	7.82 PB
36	6	1	2	602	Estefania SEBASTIAN	AND	05 Sep 82	7.83
37	8	3	6	740	Rachel FITZ	MLT	04 May 95	7.86 PB
38	7	4	5	600	Shinelle PROCTOR	AIA	27 Jun 91	7.91
39	6	5	3	634	Patricia TAEA	COK	25 May 93	7.93 NIR
40	7	1	5	757	Lovelite DETENAMO	NRU	22 Dec 93	7.94 NIR
40	7	5	6	821	Martina PRETELLI	SMR	28 Dec 88	7.94



SUMMARY
60 Metres Women - Round 1

8 March 2014

RANK	PLACE	HEAT	LANE	BIB	NAME	COUNTRY	DATE of BIRTH	RESULT
42	7	6	2	677	Marlene MEVONG MBA	GEQ	29 Apr 90	8.05
43	7	2	5	755	Rachel ABRAMS	NMI	13 Jul 95	8.30 PB

ALL-TIME TOP LIST				SEASON TOP LIST			
RESULT	NAME	VENUE	DATE	RESULT	NAME	VENUE	DATE
6.92	Irina PRIVALOVA (RUS)	Madrid	11 Feb 93	7.03	Murielle AHOURÉ (CIV)	Houston, TX	1 Feb 14
6.95	Gail DEVERS (USA)	Toronto (SD)	12 Mar 93	7.08	Tianna BARTOLETTA (USA)	Albuquerque	23 Feb 14
6.95	Marion JONES (USA)	Maebashi	7 Mar 98	7.09	Asha PHILIP (GBR)	Sheffield	8 Feb 14
6.96	Merlene OTTEY (JAM)	Madrid	14 Feb 92	7.09	LaKeisha LAWSON (USA)	Albuquerque	23 Feb 14
6.96	Ekateríni THÁNOU (GRE)	Maebashi	7 Mar 99	7.10	Shelly-Ann FRASER-PRYCE (JAM)	irmingham (NIA), GBR	15 Feb 14
6.97	LaVerne JONES-FERRETTE (ISV)	Stuttgart	6 Feb 10	7.10	Barbara PIERRE (USA)	Albuquerque	23 Feb 14
6.99	Murielle AHOURÉ (CIV)	Birmingham, GBR	16 Feb 13	7.11	LaKya BROOKINS (USA)	Albuquerque	23 Feb 14
7.00	Nelli COOMAN (NED)	Madrid	23 Feb 86	7.12	Verena SAILER (GER)	Berlin (O2 World)	1 Mar 14
7.00	Veronica CAMPBELL-BROWN (JAM)	Doha	14 Mar 10	7.13	Michelle-Lee AHYE (TTO)	New York (Armory), NY	15 Feb 14
7.01	Savatheda FYNES (BAH)	Maebashi	7 Mar 99	7.14	Tori BOWIE (USA)	New York (Armory), NY	15 Feb 14
7.01	Lauryn WILLIAMS (USA)	Moskva	10 Mar 06				
7.01	Me'Lisa BARBER (USA)	Moskva	10 Mar 06				





RESULTS



400 Metres Women - Final

RECORDS	RESULT	NAME	COUNTRY	AGE	VENUE	DATE
World Indoor Record WIR	49.59	Jarmila KRATOCHVÍLOVÁ	TCH	31	Milano	7 Mar 1982
Championship Record CR	50.04	Olesya KRASNOMOVETS	RUS	27	Moskva	12 Mar 2006
World Leading WL	50.85	Francena MCCORORY	USA	26	Albuquerque	23 Feb 2014
Area Indoor Record AIR		National Indoor Record NIR		Personal Best PB		Season Best SB

Final

8 March 2014 19:38 START TIME

PLACE	BIB	NAME	COUNTRY	DATE OF BIRTH	LANE	RESULT	REACTION	Fn
1	865	Francena MCCORORY	USA	20 Oct 88	5	51.12	0.319	
2	719	Kaliese SPENCER	JAM	06 May 87	4	51.54 PB	0.214	
3	608	Shaunae MILLER	BAH	15 Apr 94	1	52.06	0.163	
4	776	Justyna SWIETY	POL	03 Dec 92	3	52.20	0.271	
5	715	Patricia HALL	JAM	16 Oct 82	6	52.51	0.159	
6	847	Joanna ATKINS	USA	31 Jan 89	2	52.55	0.162	

ALL-TIME TOP LIST				SEASON TOP LIST			
RESULT	NAME	VENUE	DATE	RESULT	NAME	VENUE	DATE
49.59	Jarmila KRATOCHVÍLOVÁ (TCH)	Milano	7 Mar 82	50.85	Francena MCCORORY (USA)	Albuquerque	23 Feb 14
49.68	Natalya NAZAROVA (RUS)	Moskva	18 Feb 04	50.94	Kamaria BROWN (USA)	College Station, TX	1 Mar 14
49.76	Tatána KOCEMBOVÁ (TCH)	Wien	2 Feb 84	51.03	Kseniya RYZHOVA (RUS)	Moskva (CSKA)	18 Feb 14
50.01	Sabine BUSCH (GER)	Wien	2 Feb 84	51.13	Joanna ATKINS (USA)	Albuquerque	23 Feb 14
50.02	Nicola SANDERS (GBR)	Birmingham, GBR	3 Mar 07	51.34	Natasha HASTINGS (USA)	Albuquerque	23 Feb 14
50.04	Olesya KRASNOMOVETS (RUS)	Moskva	18 Feb 06	51.54	Kaliese SPENCER (JAM)	Sopot	8 Mar 14
50.15	Olqa ZAYTSEVA (RUS)	Moskva	25 Jan 06	51.60	Reqina GEORGE (NGR)	Sopot	7 Mar 14
50.21	Vania STAMBOLOVA (BUL)	Moskva	12 Mar 06	51.63	Shaunae MILLER (BAH)	Sopot	7 Mar 14
50.23	Irina PRIVALOVA (RUS)	Barcelona	12 Mar 95	51.77	Robin REYNOLDS (USA)	College Station, TX	1 Mar 14
50.28	Petra SCHERSING (GDR)	Budapest (SC)	6 Mar 88	51.82	Deedee TROTTER (USA)	Albuquerque	24 Jan 14

RESULT PROGRESSION



400 Metres Women - Final

RECORDS	RESULT	NAME	COUNTRY	AGE	VENUE	DATE
World Indoor Record WIR	49.59	Jarmila KRATOCHVÍLOVÁ	TCH	31	Milano	7 Mar 1982
Championship Record CR	50.04	Olesya KRASNOMOVETS	RUS	27	Moskva	12 Mar 2006
World Leading WL	50.85	Francena MCCORORY	USA	26	Albuquerque	23 Feb 2014
Area Indoor Record AIR		National Indoor Record NIR		Personal Best PB		Season Best SB

8 March 2014

RANK	BIB	NAME	COUNTRY	DATE of BIRTH	PHASE	HEAT	LANE	PLACE	RESULT
1	865	Francena MCCORORY	USA	20 Oct 88	Final	1	5	1	51.12
					Semi-Final	2	3	1	51.35 Q
					Round 1	4	5	6	52.37 Q
2	719	Kaliese SPENCER	JAM	06 May 87	Final	1	4	2	51.54 PB
					Semi-Final	2	5	2	51.58 Q PB
					Round 1	2	6	5	52.26 Q
3	608	Shaunae MILLER	BAH	15 Apr 94	Final	1	1	3	52.06
					Semi-Final	2	6	3	51.63 Q SB
					Round 1	3	5	2	52.10 Q SB
4	776	Justyna SWIETY	POL	03 Dec 92	Final	1	3	4	52.20
					Semi-Final	1	4	6	52.97 Q
					Round 1	1	4	3	52.13 Q PB
5	715	Patricia HALL	JAM	16 Oct 82	Final	1	6	5	52.51
					Semi-Final	1	1	5	52.82 Q
					Round 1	1	6	4	52.19 q
6	847	Joanna ATKINS	USA	31 Jan 89	Final	1	2	6	52.55
					Semi-Final	1	2	7	53.20 Q
					Round 1	2	5	9	52.61 q

ALL-TIME TOP LIST				SEASON TOP LIST			
RESULT	NAME	VENUE	DATE	RESULT	NAME	VENUE	DATE
49.59	Jarmila KRATOCHVÍLOVÁ (TCH)	Milano	7 Mar 82	50.85	Francena MCCORORY (USA)	Albuquerque	23 Feb 14
49.68	Natalya NAZAROVA (RUS)	Moskva	18 Feb 04	50.94	Kamaria BROWN (USA)	College Station, TX	1 Mar 14
49.76	Tatána KOCEMBOVÁ (TCH)	Wien	2 Feb 84	51.03	Kseniya RYZHOVA (RUS)	Moskva (CSKA)	18 Feb 14
50.01	Sabine BUSCH (GER)	Wien	2 Feb 84	51.13	Joanna ATKINS (USA)	Albuquerque	23 Feb 14
50.02	Nicola SANDERS (GBR)	Birmingham, GBR	3 Mar 07	51.34	Natasha HASTINGS (USA)	Albuquerque	23 Feb 14
50.04	Olesya KRASNOMOVETS (RUS)	Moskva	18 Feb 06	51.54	Kaliese SPENCER (JAM)	Sopot	8 Mar 14
50.15	Olqa ZAYTSEVA (RUS)	Moskva	25 Jan 06	51.60	Reqina GEORGE (NGR)	Sopot	7 Mar 14
50.21	Vania STAMBOLOVA (BUL)	Moskva	12 Mar 06	51.63	Shaunae MILLER (BAH)	Sopot	7 Mar 14
50.23	Irina PRIVALOVA (RUS)	Barcelona	12 Mar 95	51.77	Robin REYNOLDS (USA)	College Station, TX	1 Mar 14
50.28	Petra SCHERSING (GDR)	Budapest (SC)	6 Mar 88	51.82	Deedee TROTTER (USA)	Albuquerque	24 Jan 14



RESULTS



400 Metres Women - Semi-Final

First 3 in each heat (Q) advance to the Final

BIB 742 DISQUALIFIED BY THE JURY OF APPEAL

RECORDS	RESULT	NAME	COUNTRY	AGE	VENUE	DATE
World Indoor Record WIR	49.59	Jarmila KRATOCHVÍLOVÁ	TCH	31	Milano	7 Mar 1982
Championship Record CR	50.04	Olesya KRASNOMOVETS	RUS	27	Moskva	12 Mar 2006
World Leading WL	50.85	Francena MCCORORY	USA	26	Albuquerque	23 Feb 2014
Area Indoor Record AIR		National Indoor Record NIR		Personal Best PB		Season Best SB

Heat 1

2

7 March 2014 20:54 START TIME

PLACE	BIB	NAME	COUNTRY	DATE OF BIRTH	LANE	RESULT	REACTION	Fn
1	715	Patricia HALL	JAM	16 Oct 82	1	52.82 Q	0.171	
2	776	Justyna SWIETY	POL	03 Dec 92	4	52.97 Q	0.240	
3	847	Joanna ATKINS	USA	31 Jan 89	2	53.20 Q	0.184	
	642	Denisa ROSOLOVÁ	CZE	21 Aug 86	6	DNF	0.219	
	742	Lisanne DE WITTE	NED	10 Sep 92	3	DQ 163.2(b)	0.271	
	750	Regina GEORGE	NGR	17 Feb 91	5	DNS		

Note:

IAAF Rule 163.2(b) - Obstruction

Heat 2

2

7 March 2014 21:06 START TIME

PLACE	BIB	NAME	COUNTRY	DATE OF BIRTH	LANE	RESULT	REACTION	Fn
1	865	Francena MCCORORY	USA	20 Oct 88	3	51.35 Q	0.284	
2	719	Kaliese SPENCER	JAM	06 May 87	5	51.58 Q PB	0.237	
3	608	Shaunae MILLER	BAH	15 Apr 94	6	51.63 Q SB	0.166	
4	807	Kseniya RYZHOVA	RUS	19 Apr 87	4	51.64	0.167	
5	661	Margaret ADEOYE	GBR	22 Apr 85	2	53.59	0.196	
6	678	Esther CREMER	GER	29 Mar 88	1	53.60	0.213	

ALL-TIME TOP LIST

RESULT	NAME	VENUE	DATE
49.59	Jarmila KRATOCHVÍLOVÁ (TCH)	Milano	7 Mar 82
49.68	Natalya NAZAROVA (RUS)	Moskva	18 Feb 04
49.76	Tatána KOCEMBOVÁ (TCH)	Wien	2 Feb 84
50.01	Sabine BUSCH (GER)	Wien	2 Feb 84
50.02	Nicola SANDERS (GBR)	Birmingham, GBR	3 Mar 07
50.04	Olesya KRASNOMOVETS (RUS)	Moskva	18 Feb 06
50.15	Olga ZAYTSEVA (RUS)	Moskva	25 Jan 06
50.21	Vania STAMBOLOVA (BUL)	Moskva	12 Mar 06
50.23	Irina PRIVALOVA (RUS)	Barcelona	12 Mar 95
50.28	Petra SCHERSING (GDR)	Budapest (SC)	6 Mar 88

SEASON TOP LIST

RESULT	NAME	VENUE	DATE
50.85	Francena MCCORORY (USA)	Albuquerque	23 Feb 14
50.94	Kamaria BROWN (USA)	College Station, TX	1 Mar 14
51.03	Kseniya RYZHOVA (RUS)	Moskva (CSKA)	18 Feb 14
51.13	Joanna ATKINS (USA)	Albuquerque	23 Feb 14
51.34	Natasha HASTINGS (USA)	Albuquerque	23 Feb 14
51.58	Kaliese SPENCER (JAM)	Sopot	7 Mar 14
51.60	Regina GEORGE (NGR)	Sopot	7 Mar 14
51.63	Shaunae MILLER (BAH)	Sopot	7 Mar 14
51.77	Robin REYNOLDS (USA)	College Station, TX	1 Mar 14
51.82	Deedee TROTTER (USA)	Albuquerque	24 Jan 14



SUMMARY



400 Metres Women - Semi-Final

First 3 in each heat (Q) advance to the Final

BIB 742 DISQUALIFIED BY THE JURY OF APPEAL

RECORDS	RESULT	NAME	COUNTRY	AGE	VENUE	DATE
World Indoor Record WIR	49.59	Jarmila KRATOCHVÍLOVÁ	TCH	31	Milano	7 Mar 1982
Championship Record CR	50.04	Olesya KRASNOMOVETS	RUS	27	Moskva	12 Mar 2006
World Leading WL	50.85	Francena MCCORORY	USA	26	Albuquerque	23 Feb 2014
Area Indoor Record AIR		National Indoor Record NIR		Personal Best PB		Season Best SB

7 March 2014

RANK	PLACE	HEAT	LANE	BIB	NAME	COUNTRY	DATE of BIRTH	RESULT
1	1	2	3	865	Francena MCCORORY	USA	20 Oct 88	51.35 Q
2	2	2	5	719	Kaliese SPENCER	JAM	06 May 87	51.58 Q PB
3	3	2	6	608	Shaunae MILLER	BAH	15 Apr 94	51.63 Q SB
4	4	2	4	807	Kseniya RYZHOVA	RUS	19 Apr 87	51.64
5	1	1	1	715	Patricia HALL	JAM	16 Oct 82	52.82 Q
6	2	1	4	776	Justyna SWIETY	POL	03 Dec 92	52.97 Q
7	3	1	2	847	Joanna ATKINS	USA	31 Jan 89	53.20 Q
8	5	2	2	661	Margaret ADEOYE	GBR	22 Apr 85	53.59
9	6	2	1	678	Esther CREMER	GER	29 Mar 88	53.60
		1	6	642	Denisa ROSOLOVÁ	CZE	21 Aug 86	DNF
		1	3	742	Lisanne DE WITTE	NED	10 Sep 92	DQ 163.2(b)
		1	5	750	Regina GEORGE	NGR	17 Feb 91	DNS

Note:

IAAF Rule 163.2(b) - Obstruction

ALL-TIME TOP LIST

SEASON TOP LIST

RESULT	NAME	VENUE	DATE	RESULT	NAME	VENUE	DATE
49.59	Jarmila KRATOCHVÍLOVÁ (TCH)	Milano	7 Mar 82	50.85	Francena MCCORORY (USA)	Albuquerque	23 Feb 14
49.68	Natalya NAZAROVA (RUS)	Moskva	18 Feb 04	50.94	Kamaria BROWN (USA)	College Station, TX	1 Mar 14
49.76	Tatána KOCEMBOVÁ (TCH)	Wien	2 Feb 84	51.03	Kseniya RYZHOVA (RUS)	Moskva (CSKA)	18 Feb 14
50.01	Sabine BUSCH (GER)	Wien	2 Feb 84	51.13	Joanna ATKINS (USA)	Albuquerque	23 Feb 14
50.02	Nicola SANDERS (GBR)	Birmingham, GBR	3 Mar 07	51.34	Natasha HASTINGS (USA)	Albuquerque	23 Feb 14
50.04	Olesya KRASNOMOVETS (RUS)	Moskva	18 Feb 06	51.58	Kaliese SPENCER (JAM)	Sopot	7 Mar 14
50.15	Olga ZAYTSEVA (RUS)	Moskva	25 Jan 06	51.60	Regina GEORGE (NGR)	Sopot	7 Mar 14
50.21	Vania STAMBOLOVA (BUL)	Moskva	12 Mar 06	51.63	Shaunae MILLER (BAH)	Sopot	7 Mar 14
50.23	Irina PRIVALOVA (RUS)	Barcelona	12 Mar 95	51.77	Robin REYNOLDS (USA)	College Station, TX	1 Mar 14
50.28	Petra SCHERSING (GDR)	Budapest (SC)	6 Mar 88	51.82	Deedee TROTTER (USA)	Albuquerque	24 Jan 14

RESULTS



400 Metres Women - Round 1

First 2 in each heat (Q) and the next 4 fastest (q) advance to the Semi-Finals

RECORDS	RESULT	NAME	COUNTRY	AGE	VENUE	DATE
World Indoor Record WIR	49.59	Jarmila KRATOCHVÍLOVÁ	TCH	31	Milano	7 Mar 1982
Championship Record CR	50.04	Olesya KRASNOMOVETS	RUS	27	Moskva	12 Mar 2006
World Leading WL	50.85	Francena MCCORORY	USA	26	Albuquerque	23 Feb 2014
Area Indoor Record AIR		National Indoor Record NIR		Personal Best PB		Season Best SB

Heat 1

4

7 March 2014 10:04 START TIME

PLACE	BIB	NAME	COUNTRY	DATE OF BIRTH	LANE	RESULT	REACTION	Fn
1	750	Regina GEORGE	NGR	17 Feb 91	5	51.60 Q SB	0.222	
2	776	Justyna SWIETY	POL	03 Dec 92	4	52.13 Q PB	0.222	
3	715	Patricia HALL	JAM	16 Oct 82	6	52.19 q	0.170	
4	661	Margaret ADEOYE	GBR	22 Apr 85	3	52.69 q SB	0.222	

Heat 2

4

7 March 2014 10:11 START TIME

PLACE	BIB	NAME	COUNTRY	DATE OF BIRTH	LANE	RESULT	REACTION	Fn
1	719	Kaliese SPENCER	JAM	06 May 87	6	52.26 Q	0.263	
2	742	Lisanne DE WITTE	NED	10 Sep 92	3	52.61 Q PB	0.265	
3	847	Joanna ATKINS	USA	31 Jan 89	5	52.61 q	0.182	
4	663	Shana COX	GBR	22 Jan 85	4	53.10	0.224	

Heat 3

4

7 March 2014 10:17 START TIME

PLACE	BIB	NAME	COUNTRY	DATE OF BIRTH	LANE	RESULT	REACTION	Fn
1	608	Shaunae MILLER	BAH	15 Apr 94	5	52.10 Q SB	0.190	
2	807	Kseniya RYZHOVA	RUS	19 Apr 87	6	52.47 Q	0.278	
3	766	Malgorzata HOLUB	POL	30 Oct 92	4	53.07	0.255	
4	748	Nicky VAN LEUVEREN	NED	20 May 90	3	53.34	0.156	
5	693	Melissa CADDLE	GUY	03 Sep 92	2	54.56	0.351	

Heat 4

4

7 March 2014 10:25 START TIME

PLACE	BIB	NAME	COUNTRY	DATE OF BIRTH	LANE	RESULT	REACTION	Fn
1	642	Denisa ROSOLOVÁ	CZE	21 Aug 86	4	52.37 Q SB	0.264	
2	865	Francena MCCORORY	USA	20 Oct 88	5	52.37 Q	0.335	
3	678	Esther CREMER	GER	29 Mar 88	6	52.71 q	0.168	
4	881	Kineke ALEXANDER	VIN	21 Feb 86	3	52.80 SB	0.191	
5	604	Samantha EDWARDS	ANT	14 Jan 90	2	54.74	0.245	

ALL-TIME TOP LIST

RESULT	NAME	VENUE	DATE
49.59	Jarmila KRATOCHVÍLOVÁ (TCH)	Milano	7 Mar 82
49.68	Natalya NAZAROVA (RUS)	Moskva	18 Feb 04
49.76	Tatána KOCEMBOVÁ (TCH)	Wien	2 Feb 84
50.01	Sabine BUSCH (GER)	Wien	2 Feb 84
50.02	Nicola SANDERS (GBR)	Birmingham, GBR	3 Mar 07
50.04	Olesya KRASNOMOVETS (RUS)	Moskva	18 Feb 06
50.15	Olqa ZAYTSEVA (RUS)	Moskva	25 Jan 06
50.21	Vania STAMBOLOVA (BUL)	Moskva	12 Mar 06
50.23	Irina PRIVALOVA (RUS)	Barcelona	12 Mar 95
50.28	Petra SCHERSING (GDR)	Budapest (SC)	6 Mar 88

SEASON TOP LIST

RESULT	NAME	VENUE	DATE
50.85	Francena MCCORORY (USA)	Albuquerque	23 Feb 14
50.94	Kamaria BROWN (USA)	College Station, TX	1 Mar 14
51.03	Kseniya RYZHOVA (RUS)	Moskva (CSKA)	18 Feb 14
51.13	Joanna ATKINS (USA)	Albuquerque	23 Feb 14
51.34	Natasha HASTINGS (USA)	Albuquerque	23 Feb 14
51.60	Regina GEORGE (NGR)	Sopot	7 Mar 14
51.77	Robin REYNOLDS (USA)	College Station, TX	1 Mar 14
51.82	Deedee TROTTER (USA)	Albuquerque	24 Jan 14
51.86	Shamier LITTLE (USA)	College Station, TX	1 Mar 14
52.00	Patricia HALL (JAM)	College Station, TX	15 Feb 14



SUMMARY



400 Metres Women - Round 1

First 2 in each heat (Q) and the next 4 fastest (q) advance to the Semi-Finals

RECORDS	RESULT	NAME	COUNTRY	AGE	VENUE	DATE
World Indoor Record WIR	49.59	Jarmila KRATOCHVÍLOVÁ	TCH	31	Milano	7 Mar 1982
Championship Record CR	50.04	Olesya KRASNOMOVETS	RUS	27	Moskva	12 Mar 2006
World Leading WL	50.85	Francena MCCORORY	USA	26	Albuquerque	23 Feb 2014
Area Indoor Record AIR		National Indoor Record NIR		Personal Best PB		Season Best SB

7 March 2014

RANK	PLACE	HEAT	LANE	BIB	NAME	COUNTRY	DATE of BIRTH	RESULT
1	1	1	5	750	Regina GEORGE	NGR	17 Feb 91	51.60 Q SB
2	1	3	5	608	Shaunae MILLER	BAH	15 Apr 94	52.10 Q SB
3	2	1	4	776	Justyna SWIETY	POL	03 Dec 92	52.13 Q PB
4	3	1	6	715	Patricia HALL	JAM	16 Oct 82	52.19 q
5	1	2	6	719	Kaliese SPENCER	JAM	06 May 87	52.26 Q
6	1	4	4	642	Denisa ROSOLOVÁ	CZE	21 Aug 86	52.37 Q SB
6	2	4	5	865	Francena MCCORORY	USA	20 Oct 88	52.37 Q
8	2	3	6	807	Kseniya RYZHOVA	RUS	19 Apr 87	52.47 Q
9	2	2	3	742	Lisanne DE WITTE	NED	10 Sep 92	52.61 Q PB
9	3	2	5	847	Joanna ATKINS	USA	31 Jan 89	52.61 q
11	4	1	3	661	Margaret ADEOYE	GBR	22 Apr 85	52.69 q SB
12	3	4	6	678	Esther CREMER	GER	29 Mar 88	52.71 q
13	4	4	3	881	Kineke ALEXANDER	VIN	21 Feb 86	52.80 SB
14	3	3	4	766	Malgorzata HOLUB	POL	30 Oct 92	53.07
15	4	2	4	663	Shana COX	GBR	22 Jan 85	53.10
16	4	3	3	748	Nicky VAN LEUVEREN	NED	20 May 90	53.34
17	5	3	2	693	Melissa CADDLE	GUY	03 Sep 92	54.56
18	5	4	2	604	Samantha EDWARDS	ANT	14 Jan 90	54.74

ALL-TIME TOP LIST				SEASON TOP LIST			
RESULT	NAME	VENUE	DATE	RESULT	NAME	VENUE	DATE
49.59	Jarmila KRATOCHVÍLOVÁ (TCH)	Milano	7 Mar 82	50.85	Francena MCCORORY (USA)	Albuquerque	23 Feb 14
49.68	Natalya NAZAROVA (RUS)	Moskva	18 Feb 04	50.94	Kamaria BROWN (USA)	College Station, TX	1 Mar 14
49.76	Tatána KOCEMBOVÁ (TCH)	Wien	2 Feb 84	51.03	Kseniya RYZHOVA (RUS)	Moskva (CSKA)	18 Feb 14
50.01	Sabine BUSCH (GER)	Wien	2 Feb 84	51.13	Joanna ATKINS (USA)	Albuquerque	23 Feb 14
50.02	Nicola SANDERS (GBR)	Birmingham, GBR	3 Mar 07	51.34	Natasha HASTINGS (USA)	Albuquerque	23 Feb 14
50.04	Olesya KRASNOMOVETS (RUS)	Moskva	18 Feb 06	51.60	Regina GEORGE (NGR)	Sopot	7 Mar 14
50.15	Olga ZAYTSEVA (RUS)	Moskva	25 Jan 06	51.77	Robin REYNOLDS (USA)	College Station, TX	1 Mar 14
50.21	Vania STAMBOLOVA (BUL)	Moskva	12 Mar 06	51.82	Deedee TROTTER (USA)	Albuquerque	24 Jan 14
50.23	Irina PRIVALOVA (RUS)	Barcelona	12 Mar 95	51.86	Shamier LITTLE (USA)	College Station, TX	1 Mar 14
50.28	Petra SCHERSING (GDR)	Budapest (SC)	6 Mar 88	52.00	Patricia HALL (JAM)	College Station, TX	15 Feb 14



RESULTS



800 Metres Women - Final

RECORDS	RESULT	NAME	COUNTRY	AGE	VENUE	DATE
World Indoor Record WIR	1:55.82	Jolanda BATAGELI	SLO	26	Wien	3 Mar 2002
Championship Record CR	1:56.90	Ludmila FORMANOVÁ	CZE	25	Maebashi	7 Mar 1999
World Leading WL	2:00.09	Chanelle PRICE	USA	24	Sopot	9 Mar 2014
Area Indoor Record AIR	National Indoor Record NIR	Personal Best PB	Season Best SB			

Final

9 March 2014 16:35 START TIME

PLACE	BIB	NAME	COUNTRY	DATE of BIRTH	LANE	RESULT
1	870	Chanelle PRICE	USA	22 Aug 90	4	2:00.09 WL
2	764	Angelika CICHOCKA	POL	15 Mar 88	3	2:00.45
3	612	Marina ARZAMASOVA	BLR	17 Dec 87	1	2:00.79 PB
4	823	Selina BÜCHEL	SUI	26 Jul 91	5	2:01.06
5	838	Nataliia LUPU	UKR	04 Nov 87	6	2:01.17
6	641	Lenka MASNÁ	CZE	22 Apr 85	2	2:02.46

INTERMEDIATE TIMES	200m	870	Chanelle PRICE	27.88
	400m	870	Chanelle PRICE	57.73
	600m	870	Chanelle PRICE	1:28.91

ALL-TIME TOP LIST				SEASON TOP LIST			
RESULT	NAME	VENUE	DATE	RESULT	NAME	VENUE	DATE
1:55.82	Jolanda BATAGELI (SLO)	Wien	3 Mar 02	2:00.09	Chanelle PRICE (USA)	Sopot	9 Mar 14
1:55.85	Stephanie GRAF (AUT)	Wien	3 Mar 02	2:00.37	Anqetika CICHOCKA (POL)	Sopot	7 Mar 14
1:56.40	Christine WACHTEL (GDR)	Wien	13 Feb 88	2:00.43	Ajee WILSON (USA)	Albuquerque	23 Feb 14
1:56.90	Ludmila FORMANOVÁ (CZE)	Maebashi	7 Mar 99	2:00.65	Nataliia LUPU (UKR)	Sopot	7 Mar 14
1:57.06	Maria de Lurdes MUTOLA (MOZ)	Liévin	21 Feb 99	2:00.79	Marina ARZAMASOVA (BLR)	Sopot	9 Mar 14
1:57.23	Inna YEVSEYEVA (UKR)	Moskva	1 Feb 92	2:00.93	Selina BÜCHEL (SUI)	Sopot	7 Mar 14
1:57.47	Natalya TSYGANOVA (RUS)	Maebashi	7 Mar 99	2:00.94	Laura MUIR (GBR)	Glasgow (Emirates Arena)	25 Jan 14
1:57.51	Olga KOTLYAROVA (RUS)	Moskva	18 Feb 06	2:01.25	Lenka MASNÁ (CZE)	Sopot	7 Mar 14
1:57.53	Larisa CHZHAO (RUS)	Moskva	23 Jan 05	2:01.29	Anna SHCHAGINA (RUS)	Moskva (CSKA)	18 Feb 14
1:57.67	Sigrun GRAU (GDR)	Wien	13 Feb 88	2:01.46	Yekaterina KUPINA (RUS)	Moskva (CSKA)	18 Feb 14



RESULT PROGRESSION



800 Metres Women - Final

RECORDS	RESULT	NAME	COUNTRY	AGE	VENUE	DATE
World Indoor Record WIR	1:55.82	Jolanda BATAGELI	SLO	26	Wien	3 Mar 2002
Championship Record CR	1:56.90	Ludmila FORMANOVÁ	CZE	25	Maebashi	7 Mar 1999
World Leading WL	2:00.09	Chanelle PRICE	USA	24	Sopot	9 Mar 2014
Area Indoor Record AIR		National Indoor Record NIR		Personal Best PB		Season Best SB

9 March 2014

RANK	BIB	NAME	COUNTRY	DATE of BIRTH	PHASE	HEAT	LANE	PLACE	RESULT
1	870	Chanelle PRICE	USA	22 Aug 90	Final	1	4	1	2:00.09 WL
					Round 1	3	4	4	2:01.05 q
2	764	Angelika CICHOCKA	POL	15 Mar 88	Final	1	3	2	2:00.45
					Round 1	1	5	1	2:00.37 Q WL
3	612	Marina ARZAMASOVA	BLR	17 Dec 87	Final	1	1	3	2:00.79 PB
					Round 1	2	5	5	2:01.15 q SB
4	823	Selina BÜCHEL	SUI	26 Jul 91	Final	1	5	4	2:01.06
					Round 1	3	6	3	2:00.93 Q PB
5	838	Nataliia LUPU	UKR	04 Nov 87	Final	1	6	5	2:01.17
					Round 1	2	2	2	2:00.65 Q SB
6	641	Lenka MASNÁ	CZE	22 Apr 85	Final	1	2	6	2:02.46
					Round 1	3	3	6	2:01.25 q PB

ALL-TIME TOP LIST				SEASON TOP LIST			
RESULT	NAME	VENUE	DATE	RESULT	NAME	VENUE	DATE
1:55.82	Jolanda BATAGELI (SLO)	Wien	3 Mar 02	2:00.09	Chanelle PRICE (USA)	Sopot	9 Mar 14
1:55.85	Stephanie GRAF (AUT)	Wien	3 Mar 02	2:00.37	Anqelika CICHOCKA (POL)	Sopot	7 Mar 14
1:56.40	Christine WACHTEL (GDR)	Wien	13 Feb 88	2:00.43	Ajee WILSON (USA)	Albuquerque	23 Feb 14
1:56.90	Ludmila FORMANOVÁ (CZE)	Maebashi	7 Mar 99	2:00.65	Nataliia LUPU (UKR)	Sopot	7 Mar 14
1:57.06	Maria de Lurdes MUTOLA (MOZ)	Liévin	21 Feb 99	2:00.79	Marina ARZAMASOVA (BLR)	Sopot	9 Mar 14
1:57.23	Inna YEVSEYEVA (UKR)	Moskva	1 Feb 92	2:00.93	Selina BÜCHEL (SUI)	Sopot	7 Mar 14
1:57.47	Natalya TSYGANOVA (RUS)	Maebashi	7 Mar 99	2:00.94	Laura MUIR (GBR)	Glasgow (Emirates Arena)	25 Jan 14
1:57.51	Olqa KOTLYAROVA (RUS)	Moskva	18 Feb 06	2:01.25	Lenka MASNÁ (CZE)	Sopot	7 Mar 14
1:57.53	Larisa CHZHAO (RUS)	Moskva	23 Jan 05	2:01.29	Anna SHCHAGINA (RUS)	Moskva (CSKA)	18 Feb 14
1:57.67	Sigrun GRAU (GDR)	Wien	13 Feb 88	2:01.46	Yekaterina KUPINA (RUS)	Moskva (CSKA)	18 Feb 14

RESULTS



800 Metres Women - Round 1

First 1 in each heat (Q) and the next 3 fastest (q) advance to the Final

RECORDS	RESULT	NAME	COUNTRY	AGE	VENUE	DATE
World Indoor Record WIR	1:55.82	Jolanda BATAGELI	SLO	26	Wien	3 Mar 2002
Championship Record CR	1:56.90	Ludmila FORMANOVÁ	CZE	25	Maebashi	7 Mar 1999
World Leading WL	2:00.37	Angelika CICHOCKA	POL	26	Sopot	7 Mar 2014
Area Indoor Record AIR		National Indoor Record NIR		Personal Best PB		Season Best SB

Heat 1

3

7 March 2014 12:57 START TIME

PLACE	BIB	NAME	COUNTRY	DATE OF BIRTH	LANE	RESULT
1	764	Angelika CICHOCKA	POL	15 Mar 88	5	2:00.37 Q WL
2	671	Laura MUIR	GBR	09 May 93	1	2:02.55
3	839	Olha LYAKHOVA	UKR	18 Mar 92	6	2:02.71 SB
4	804	Yekaterina KUPINA	RUS	02 Feb 86	2	2:03.17
5	698	Roseanne GALLIGAN	IRL	09 Dec 87	3	2:03.30 SB
	700	Aníta HINRIKSDÓTTIR	ISL	13 Jan 96	4	DQ 163.3(b)

INTERMEDIATE TIMES	200m	700	Aníta HINRIKSDÓTTIR	29.43
	400m	700	Aníta HINRIKSDÓTTIR	1:00.00
	600m	764	Angelika CICHOCKA	1:30.41

Note:

IAAF Rule 163.3(b) - Infringement of the inside border

Heat 2

3

7 March 2014 13:06 START TIME

PLACE	BIB	NAME	COUNTRY	DATE OF BIRTH	LANE	RESULT
1	838	Nataliia LUPU	UKR	04 Nov 87	2	2:00.65 Q SB
2	612	Marina ARZAMASOVA	BLR	17 Dec 87	5	2:01.15 q SB
3	714	Natoya GOULE	JAM	30 Mar 91	4	2:01.89 PB
4	878	Ajee WILSON	USA	08 May 94	3	2:02.90
5	644	Stina TROEST	DEN	17 Jan 94	1	2:02.95 PB
6	737	Malika AKKAOUI	MAR	25 Dec 87	6	2:06.04 SB

INTERMEDIATE TIMES	200m	714	Natoya GOULE	28.71
	400m <th>714</th> <th>Natoya GOULE</th> <td>59.59</td>	714	Natoya GOULE	59.59
	600m <th>838</th> <th>Nataliia LUPU</th> <td>1:30.30</td>	838	Nataliia LUPU	1:30.30

Heat 3

3

7 March 2014 13:14 START TIME

PLACE	BIB	NAME	COUNTRY	DATE OF BIRTH	LANE	RESULT
1	823	Selina BÜCHEL	SUI	26 Jul 91	6	2:00.93 Q PB
2	870	Chanelle PRICE	USA	22 Aug 90	4	2:01.05 q
3	641	Lenka MASNÁ	CZE	22 Apr 85	3	2:01.25 q PB
4	813	Anna SHCHAGINA	RUS	07 Dec 91	1	2:02.95
5	627	Jenna WESTAWAY	CAN	19 Jun 94	5	2:03.52
6	696	Ciara EVERARD	IRL	10 Jul 90	2	2:03.69 SB

INTERMEDIATE TIMES	200m	870	Chanelle PRICE	28.52
	400m <th>870</th> <th>Chanelle PRICE</th> <td>58.92</td>	870	Chanelle PRICE	58.92
	600m <th>870</th> <th>Chanelle PRICE</th> <td>1:29.73</td>	870	Chanelle PRICE	1:29.73



RESULTS
800 Metres Women - Round 1

ALL-TIME TOP LIST				SEASON TOP LIST			
RESULT	NAME	VENUE	DATE	RESULT	NAME	VENUE	DATE
1:55.82	Jolanda BATAGELI (SLO)	Wien	3 Mar 02	2:00.37	Anzelika CICHOCKA (POL)	Sopot	7 Mar 14
1:55.85	Stephanie GRAF (AUT)	Wien	3 Mar 02	2:00.43	Ajee WILSON (USA)	Albuquerque	23 Feb 14
1:56.40	Christine WACHTEL (GDR)	Wien	13 Feb 88	2:00.48	Chanelle PRICE (USA)	Albuquerque	23 Feb 14
1:56.90	Ludmila FORMANOVÁ (CZE)	Maebashi	7 Mar 99	2:00.65	Nataliia LUPU (UKR)	Sopot	7 Mar 14
1:57.06	Maria de Lurdes MUTOLA (MOZ)	Liévin	21 Feb 99	2:00.93	Selina BÜCHEL (SUI)	Sopot	7 Mar 14
1:57.23	Inna YEVSEYEVA (UKR)	Moskva	1 Feb 92	2:00.94	Laura MUIR (GBR)	Glasgow (Emirates Arena)	25 Jan 14
1:57.47	Natalya TSYGANOVA (RUS)	Maebashi	7 Mar 99	2:01.15	Marina ARZAMASOVA (BLR)	Sopot	7 Mar 14
1:57.51	Olga KOTLYAROVA (RUS)	Moskva	18 Feb 06	2:01.25	Lenka MASNÁ (CZE)	Sopot	7 Mar 14
1:57.53	Larisa CHZHAO (RUS)	Moskva	23 Jan 05	2:01.29	Anna SHCHAGINA (RUS)	Moskva (CSKA)	18 Feb 14
1:57.67	Sigrun GRAU (GDR)	Wien	13 Feb 88	2:01.46	Yekaterina KUPINA (RUS)	Moskva (CSKA)	18 Feb 14

SUMMARY



800 Metres Women - Round 1

First 1 in each heat (Q) and the next 3 fastest (q) advance to the Final

RECORDS	RESULT	NAME	COUNTRY	AGE	VENUE	DATE	
World Indoor Record	WL	1:55.82	Jolanda BATAGELI	SLO	26	Wien 3 Mar 2002	
Championship Record	CR	1:56.90	Ludmila FORMANOVÁ	CZE	25	Maebashi 7 Mar 1999	
World Leading	WL	2:00.37	Angelika CICHOCKA	POL	26	Sopot 7 Mar 2014	
Area Indoor Record	AIR	National Indoor Record	NIR	Personal Best	PB	Season Best	SB

7 March 2014

RANK	PLACE	HEAT	LANE	BIB	NAME	COUNTRY	DATE of BIRTH	RESULT
1	1	1	5	764	Angelika CICHOCKA	POL	15 Mar 88	2:00.37 Q WL
2	1	2	2	838	Nataliia LUPU	UKR	04 Nov 87	2:00.65 Q SB
3	1	3	6	823	Selina BÜCHEL	SUI	26 Jul 91	2:00.93 Q PB
4	2	3	4	870	Chanelle PRICE	USA	22 Aug 90	2:01.05 q
5	2	2	5	612	Marina ARZAMASOVA	BLR	17 Dec 87	2:01.15 q SB
6	3	3	3	641	Lenka MASNÁ	CZE	22 Apr 85	2:01.25 q PB
7	3	2	4	714	Natoya GOULE	JAM	30 Mar 91	2:01.89 PB
8	2	1	1	671	Laura MUIR	GBR	09 May 93	2:02.55
9	3	1	6	839	Olha LYAKHOVA	UKR	18 Mar 92	2:02.71 SB
10	4	2	3	878	Ajee WILSON	USA	08 May 94	2:02.90
11	4	3	1	813	Anna SHCHAGINA	RUS	07 Dec 91	2:02.95
11	5	2	1	644	Stina TROEST	DEN	17 Jan 94	2:02.95 PB
13	4	1	2	804	Yekaterina KUPINA	RUS	02 Feb 86	2:03.17
14	5	1	3	698	Roseanne GALLIGAN	IRL	09 Dec 87	2:03.30 SB
15	5	3	5	627	Jenna WESTAWAY	CAN	19 Jun 94	2:03.52
16	6	3	2	696	Ciara EVERARD	IRL	10 Jul 90	2:03.69 SB
17	6	2	6	737	Malika AKKAOUI	MAR	25 Dec 87	2:06.04 SB
		1	4	700	Anita HINRIKSDÓTTIR	ISL	13 Jan 96	DQ 163.3(b)

Note:

IAAF Rule 163.3(b) - Infringement of the inside border

ALL-TIME TOP LIST				SEASON TOP LIST			
RESULT	NAME	VENUE	DATE	RESULT	NAME	VENUE	DATE
1:55.82	Jolanda BATAGELI (SLO)	Wien	3 Mar 02	2:00.37	Anqelika CICHOCKA (POL)	Sopot	7 Mar 14
1:55.85	Stephanie GRAF (AUT)	Wien	3 Mar 02	2:00.43	Ajee WILSON (USA)	Albuquerque	23 Feb 14
1:56.40	Christine WACHTEL (GDR)	Wien	13 Feb 88	2:00.48	Chanelle PRICE (USA)	Albuquerque	23 Feb 14
1:56.90	Ludmila FORMANOVÁ (CZE)	Maebashi	7 Mar 99	2:00.65	Nataliia LUPU (UKR)	Sopot	7 Mar 14
1:57.06	Maria de Lurdes MUTOLA (MOZ)	Liévin	21 Feb 99	2:00.93	Selina BÜCHEL (SUI)	Sopot	7 Mar 14
1:57.23	Inna YEVSEYEVA (UKR)	Moskva	1 Feb 92	2:00.94	Laura MUIR (GBR)	Glasgow (Emirates Arena)	25 Jan 14
1:57.47	Natalya TSYGANOVA (RUS)	Maebashi	7 Mar 99	2:01.15	Marina ARZAMASOVA (BLR)	Sopot	7 Mar 14
1:57.51	Olqa KOTLYAROVA (RUS)	Moskva	18 Feb 06	2:01.25	Lenka MASNÁ (CZE)	Sopot	7 Mar 14
1:57.53	Larisa CHZHAO (RUS)	Moskva	23 Jan 05	2:01.29	Anna SHCHAGINA (RUS)	Moskva (CSKA)	18 Feb 14
1:57.67	Sigrun GRAU (GDR)	Wien	13 Feb 88	2:01.46	Yekaterina KUPINA (RUS)	Moskva (CSKA)	18 Feb 14



RESULTS



1500 Metres Women - Final

BIB 739 REINSTATED BY JURY OF APPEAL

RECORDS	RESULT	NAME	COUNTRY	AGE	VENUE	DATE
World Indoor Record WIR	3:55.17	Genzebe DIBABA	ETH	23	Karlsruhe (Europahalle)	1 Feb 2014
Championship Record CR	3:59.75	Gelete BURKA	ETH	22	Valencia, ESP	9 Mar 2008
World Leading WL	3:55.17	Genzebe DIBABA	ETH	23	Karlsruhe (Europahalle)	1 Feb 2014
Area Indoor Record AIR		National Indoor Record NIR		Personal Best PB		Season Best SB

Final

8 March 2014 18:59 START TIME

PLACE	BIB	NAME	COUNTRY	DATE OF BIRTH	ORDER	RESULT
1	825	Abeba AREGAWI	SWE	05 Jul 90	4	4:00.61
2	653	Axumawit EMBAYE	ETH	18 Oct 94	5	4:07.12 PB
3	625	Nicole SIFUENTES	CAN	30 Jun 86	3	4:07.61 NIR
4	739	Siham HILALI	MAR	02 May 86	7	4:07.62 SB
5	867	Treniere MOSER	USA	27 Oct 81	2	4:07.84 PB
6	601	Luiza GEGA	ALB	05 Nov 88	1	4:08.24
7	797	Svetlana KARAMASHEVA	RUS	24 May 88	9	4:13.89
	738	Rababe ARAFI	MAR	12 Jan 91	6	DQ 163.3(b)
	862	Heather KAMPF	USA	19 Jan 87	8	DQ 163.3(b)
INTERMEDIATE TIMES		200m	862 Heather KAMPF		34.09	
		400m	625 Nicole SIFUENTES		1:07.05	
		600m	825 Abeba AREGAWI		1:38.50	
		800m	825 Abeba AREGAWI		2:09.44	
		1000m	825 Abeba AREGAWI		2:41.08	
		1200m	825 Abeba AREGAWI		3:13.37	
		1400m	825 Abeba AREGAWI		3:45.37	

Note:

IAAF Rule 163.3(b) - Infringement of the inside border

ALL-TIME TOP LIST

SEASON TOP LIST

RESULT	NAME	VENUE	DATE
3:55.17	Genzebe DIBABA (ETH)	Karlsruhe (Europahalle)	1 Feb 14
3:57.91	Abeba AREGAWI (SWE)	Stockholm (Globe Arena)	6 Feb 14
3:58.28	Elena SOBOLEVA (RUS)	Moskva	18 Feb 06
3:59.75	Gelete BURKA (ETH)	Valencia, ESP	9 Mar 08
3:59.79	Maryam Yusuf JAMAL (BRN)	Valencia, ESP	9 Mar 08
3:59.98	Regina JACOBS (USA)	Boston (Roxbury, MA)	1 Feb 03
4:00.27	Doina MELINTE (ROU)	East Rutherford, NJ	9 Feb 90
4:00.72	Natalya GORELOVA (RUS)	Moskva	27 Feb 03
4:00.8	Mary SLANEY (USA)	New York, NY	8 Feb 80
4:01.26	Yuliya FOMENKO (RUS)	Moskva	18 Feb 06

RESULT	NAME	VENUE	DATE
3:55.17	Genzebe DIBABA (ETH)	Karlsruhe (Europahalle)	1 Feb 14
3:57.91	Abeba AREGAWI (SWE)	Stockholm (Globe Arena)	6 Feb 14
4:05.32	Laura MUIR (GBR)	Birmingham (NIA), GBR	15 Feb 14
4:05.34	Sifan HASSAN (NED)	Birmingham (NIA), GBR	15 Feb 14
4:05.70	Kim CONLEY (USA)	New York (Armory), NY	25 Jan 14
4:05.78	Elena KOROCHKINA (RUS)	Birmingham (NIA), GBR	15 Feb 14
4:05.82	Hellen Onsando OBIRI (KEN)	Birmingham (NIA), GBR	15 Feb 14
4:06.63	Mary CAIN (USA)	Boston (BU), MA	24 Jan 14
4:07.12	Axumawit EMBAYE (ETH)	Sopot	8 Mar 14
4:07.61	Nicole SIFUENTES (CAN)	Sopot	8 Mar 14

RESULT PROGRESSION

1500 Metres Women - Final



BIB 739 REINSTATED BY JURY OF APPEAL

RECORDS	RESULT	NAME	COUNTRY	AGE	VENUE	DATE
World Indoor Record WIR	3:55.17	Genzebe DIBABA	ETH	23	Karlsruhe (Europahalle)	1 Feb 2014
Championship Record CR	3:59.75	Gelete BURKA	ETH	22	Valencia, ESP	9 Mar 2008
World Leading WL	3:55.17	Genzebe DIBABA	ETH	23	Karlsruhe (Europahalle)	1 Feb 2014
Area Indoor Record AIR		National Indoor Record NIR		Personal Best PB		Season Best SB

8 March 2014

RANK	BIB	NAME	COUNTRY	DATE of BIRTH	PHASE	HEAT	PLACE	RESULT
1	825	Abeba AREGAWI	SWE	05 Jul 90	Final	1	1	4:00.61
					Round 1	2	1	4:08.74 Q
2	653	Axumawit EMBAYE	ETH	18 Oct 94	Final	1	2	4:07.12 PB
					Round 1	2	2	4:09.46 Q
3	625	Nicole SIFUENTES	CAN	30 Jun 86	Final	1	3	4:07.61 NIR
					Round 1	2	3	4:09.49 q PB
4	739	Siham HILALI	MAR	02 May 86	Final	1	4	4:07.62 SB
					Round 1	2	4	4:09.76 q SB
5	867	Treniere MOSER	USA	27 Oct 81	Final	1	5	4:07.84 PB
					Round 1	3	11	4:12.63 Q
6	601	Luiza GEGA	ALB	05 Nov 88	Final	1	6	4:08.24
					Round 1	3	13	4:13.78 Q
7	797	Svetlana KARAMASHEVA	RUS	24 May 88	Final	1	7	4:13.89
					Round 1	2	5	4:10.91 q SB
	738	Rababe ARAFI	MAR	12 Jan 91	Final	1		DQ 163.3(b)
					Round 1	1	6	4:10.95 Q
	862	Heather KAMPF	USA	19 Jan 87	Final	1		DQ 163.3(b)
					Round 1	1	7	4:11.27 Q PB

Note:

IAAF Rule 163.3(b) - Infringement of the inside border

ALL-TIME TOP LIST				SEASON TOP LIST			
RESULT	NAME	VENUE	DATE	RESULT	NAME	VENUE	DATE
3:55.17	Genzebe DIBABA (ETH)	Karlsruhe (Europahalle)	1 Feb 14	3:55.17	Genzebe DIBABA (ETH)	Karlsruhe (Europahalle)	1 Feb 14
3:57.91	Abeba AREGAWI (SWE)	Stockholm (Globe Arena)	6 Feb 14	3:57.91	Abeba AREGAWI (SWE)	Stockholm (Globe Arena)	6 Feb 14
3:58.28	Elena SOBOLEVA (RUS)	Moskva	18 Feb 06	4:05.32	Laura MUIR (GBR)	Birmingham (NIA), GBR	15 Feb 14
3:59.75	Gelete BURKA (ETH)	Valencia, ESP	9 Mar 08	4:05.34	Sifan HASSAN (NED)	Birmingham (NIA), GBR	15 Feb 14
3:59.79	Maryam Yusuf JAMAL (BRN)	Valencia, ESP	9 Mar 08	4:05.70	Kim CONLEY (USA)	New York (Armory), NY	25 Jan 14
3:59.98	Reqina JACOBS (USA)	Boston (Roxbury), MA	1 Feb 03	4:05.78	Elena KOROCHKINA (RUS)	Birmingham (NIA), GBR	15 Feb 14
4:00.27	Doina MELINTE (ROU)	East Rutherford, NJ	9 Feb 90	4:05.82	Hellen Onsando OBIRI (KEN)	Birmingham (NIA), GBR	15 Feb 14
4:00.72	Natalya GORELOVA (RUS)	Moskva	27 Feb 03	4:06.63	Mary CAIN (USA)	Boston (BU), MA	24 Jan 14
4:00.8	Mary SLANEY (USA)	New York, NY	8 Feb 80	4:07.12	Axumawit EMBAYE (ETH)	Sopot	8 Mar 14
4:01.26	Yuliya FOMENKO (RUS)	Moskva	18 Feb 06	4:07.61	Nicole SIFUENTES (CAN)	Sopot	8 Mar 14



RESULTS



1500 Metres Women - Round 1

First 2 in each heat (Q) and the next 3 fastest (q) advance to the Final

RECORDS	RESULT	NAME	COUNTRY	AGE	VENUE	DATE
World Indoor Record WIR	3:55.17	Genzebe DIBABA	ETH	23	Karlsruhe (Europahalle)	1 Feb 2014
Championship Record CR	3:59.75	Gelete BURKA	ETH	22	Valencia, ESP	9 Mar 2008
World Leading WL	3:55.17	Genzebe DIBABA	ETH	23	Karlsruhe (Europahalle)	1 Feb 2014
Area Indoor Record AIR		National Indoor Record NIR		Personal Best PB		Season Best SB

Heat 1

3

7 March 2014 19:33 START TIME

PLACE	BIB	NAME	COUNTRY	DATE of BIRTH	ORDER	RESULT
1	738	Rababe ARAFI	MAR	12 Jan 91	7	4:10.95 Q
2	862	Heather KAMPF	USA	19 Jan 87	1	4:11.27 Q PB
3	802	Elena KOROBKINA	RUS	25 Nov 90	2	4:11.43
4	654	Gudaf TSEGAY	ETH	23 Jan 97	5	4:11.83
5	676	Jemma SIMPSON	GBR	10 Feb 84	3	4:11.93
6	780	Danuta URBANIK	POL	24 Dec 89	6	4:13.34
7	736	Eliane SAHOLINIRINA	MAD	20 Mar 82	4	4:19.64 NIR

INTERMEDIATE TIMES	200m	400m	600m	800m	1000m	1200m	1400m
	862 Heather KAMPF	33.16	862 Heather KAMPF	1:07.09	862 Heather KAMPF	1:41.64	862 Heather KAMPF
			862 Heather KAMPF	2:16.03	862 Heather KAMPF	2:50.33	862 Heather KAMPF
				862 Heather KAMPF	3:23.79	862 Heather KAMPF	3:55.69

Heat 2

3

7 March 2014 19:44 START TIME

PLACE	BIB	NAME	COUNTRY	DATE of BIRTH	ORDER	RESULT
1	825	Abeba AREGAWI	SWE	05 Jul 90	7	4:08.74 Q
2	653	Axumawit EMBAYE	ETH	18 Oct 94	6	4:09.46 Q
3	625	Nicole SIFUENTES	CAN	30 Jun 86	3	4:09.49 q PB
4	739	Siham HILALI	MAR	02 May 86	4	4:09.76 q SB
5	797	Svetlana KARAMASHEVA	RUS	24 May 88	5	4:10.91 q SB
6	763	Katarzyna BRONIATOWSKA	POL	22 Feb 90	1	4:14.31
7	699	Claire TARPLEE	IRL	22 Sep 88	2	4:15.64

INTERMEDIATE TIMES	200m	400m	600m	800m	1000m	1200m	1400m
	625 Nicole SIFUENTES	33.65	625 Nicole SIFUENTES	1:07.41	625 Nicole SIFUENTES	1:41.28	825 Abeba AREGAWI
			825 Abeba AREGAWI	2:15.21	825 Abeba AREGAWI	2:48.73	825 Abeba AREGAWI
				825 Abeba AREGAWI	3:21.93	825 Abeba AREGAWI	3:53.19





RESULTS
1500 Metres Women - Round 1

Heat 3

3

7 March 2014 19:54 START TIME

PLACE	BIB	NAME	COUNTRY	DATE of BIRTH	ORDER	RESULT
1	867	Treniere MOSER	USA	27 Oct 81	2	4:12.63 Q
2	601	Luiza GEGA	ALB	05 Nov 88	5	4:13.78 Q
3	622	Mimi BELETE	BRN	09 Jun 88	4	4:16.02
4	647	Isabel MACÍAS	ESP	11 Aug 84	1	4:17.14
5	819	Maruša MIŠMAŠ	SLO	24 Oct 94	3	4:18.92
6	831	Gamze BULUT	TUR	03 Aug 92	6	4:24.52

INTERMEDIATE TIMES				
200m	601	Luiza GEGA		39.02
400m	601	Luiza GEGA		1:21.78
600m	601	Luiza GEGA		1:46.38
800m	601	Luiza GEGA		2:19.74
1000m	601	Luiza GEGA		2:53.12
1200m	601	Luiza GEGA		3:26.33
1400m	867	Treniere MOSER		3:57.36

ALL-TIME TOP LIST

RESULT	NAME	VENUE	DATE
3:55.17	Genzebe DIBABA (ETH)	Karlsruhe (Europahalle)	1 Feb 14
3:57.91	Abeba AREGAWI (SWE)	Stockholm (Globe Arena)	6 Feb 14
3:58.28	Elena SOBOLEVA (RUS)	Moskva	18 Feb 06
3:59.75	Gelete BURKA (ETH)	Valencia, ESP	9 Mar 08
3:59.79	Maryam Yusuf JAMAL (BRN)	Valencia, ESP	9 Mar 08
3:59.98	Regina JACOBS (USA)	Boston (Roxbury), MA	1 Feb 03
4:00.27	Doina MELINTE (ROU)	East Rutherford, NJ	9 Feb 90
4:00.72	Natalya GORELOVA (RUS)	Moskva	27 Feb 03
4:00.8	Mary SLANEY (USA)	New York, NY	8 Feb 80
4:01.26	Yuliya FOMENKO (RUS)	Moskva	18 Feb 06

SEASON TOP LIST

RESULT	NAME	VENUE	DATE
3:55.17	Genzebe DIBABA (ETH)	Karlsruhe (Europahalle)	1 Feb 14
3:57.91	Abeba AREGAWI (SWE)	Stockholm (Globe Arena)	6 Feb 14
4:05.32	Laura MUIR (GBR)	Birmingham (NIA), GBR	15 Feb 14
4:05.34	Sifan HASSAN (NED)	Birmingham (NIA), GBR	15 Feb 14
4:05.70	Kim CONLEY (USA)	New York (Armory), NY	25 Jan 14
4:05.78	Elena KOROBKINA (RUS)	Birmingham (NIA), GBR	15 Feb 14
4:05.82	Hellen Onsando OBIRI (KEN)	Birmingham (NIA), GBR	15 Feb 14
4:06.63	Mary CAIN (USA)	Boston (BU), MA	24 Jan 14
4:07.84	Luiza GEGA (ALB)	Istanbul (Ataköy Arena)	22 Feb 14
4:07.94	Gamze BULUT (TUR)	Istanbul (Ataköy Arena)	15 Feb 14

SUMMARY



1500 Metres Women - Round 1

First 2 in each heat (Q) and the next 3 fastest (q) advance to the Final

RECORDS	RESULT	NAME	COUNTRY	AGE	VENUE	DATE
World Indoor Record WIR	3:55.17	Genzebe DIBABA	ETH	23	Karlsruhe (Europahalle)	1 Feb 2014
Championship Record CR	3:59.75	Gelete BURKA	ETH	22	Valencia, ESP	9 Mar 2008
World Leading WL	3:55.17	Genzebe DIBABA	ETH	23	Karlsruhe (Europahalle)	1 Feb 2014
Area Indoor Record AIR		National Indoor Record NIR		Personal Best PB		Season Best SB

7 March 2014

RANK	PLACE	HEAT	BIB	NAME	COUNTRY	DATE of BIRTH	RESULT
1	1	2	825	Abeba AREGAWI	SWE	05 Jul 90	4:08.74 Q
2	2	2	653	Axumawit EMBAYE	ETH	18 Oct 94	4:09.46 Q
3	3	2	625	Nicole SIFUENTES	CAN	30 Jun 86	4:09.49 q PB
4	4	2	739	Siham HILALI	MAR	02 May 86	4:09.76 q SB
5	5	2	797	Svetlana KARAMASHEVA	RUS	24 May 88	4:10.91 q SB
6	1	1	738	Rababe ARAFI	MAR	12 Jan 91	4:10.95 Q
7	2	1	862	Heather KAMPF	USA	19 Jan 87	4:11.27 Q PB
8	3	1	802	Elena KOROBKINA	RUS	25 Nov 90	4:11.43
9	4	1	654	Gudaf TSEGAY	ETH	23 Jan 97	4:11.83
10	5	1	676	Jemma SIMPSON	GBR	10 Feb 84	4:11.93
11	1	3	867	Treniere MOSER	USA	27 Oct 81	4:12.63 Q
12	6	1	780	Danuta URBANIK	POL	24 Dec 89	4:13.34
13	2	3	601	Luiza GEGA	ALB	05 Nov 88	4:13.78 Q
14	6	2	763	Katarzyna BRONIATOWSKA	POL	22 Feb 90	4:14.31
15	7	2	699	Claire TARPLEE	IRL	22 Sep 88	4:15.64
16	3	3	622	Mimi BELETE	BRN	09 Jun 88	4:16.02
17	4	3	647	Isabel MACÍAS	ESP	11 Aug 84	4:17.14
18	5	3	819	Maruša MIŠMAŠ	SLO	24 Oct 94	4:18.92
19	7	1	736	Eliane SAHOLINIRINA	MAD	20 Mar 82	4:19.64 NIR
20	6	3	831	Gamze BULUT	TUR	03 Aug 92	4:24.52

ALL-TIME TOP LIST

RESULT	NAME	VENUE	DATE
3:55.17	Genzebe DIBABA (ETH)	Karlsruhe (Europahalle)	1 Feb 14
3:57.91	Abeba AREGAWI (SWE)	Stockholm (Globe Arena)	6 Feb 14
3:58.28	Elena SOBOLEVA (RUS)	Moskva	18 Feb 06
3:59.75	Gelete BURKA (ETH)	Valencia, ESP	9 Mar 08
3:59.79	Maryam Yusuf JAMAL (BRN)	Valencia, ESP	9 Mar 08
3:59.98	Reqina JACOBS (USA)	Boston (Roxbury), MA	1 Feb 03
4:00.27	Doina MELINTE (ROU)	East Rutherford, NJ	9 Feb 90
4:00.72	Natalya GORELOVA (RUS)	Moskva	27 Feb 03
4:00.8	Mary SLANEY (USA)	New York, NY	8 Feb 80
4:01.26	Yuliya FOMENKO (RUS)	Moskva	18 Feb 06

SEASON TOP LIST

RESULT	NAME	VENUE	DATE
3:55.17	Genzebe DIBABA (ETH)	Karlsruhe (Europahalle)	1 Feb 14
3:57.91	Abeba AREGAWI (SWE)	Stockholm (Globe Arena)	6 Feb 14
4:05.32	Laura MUIR (GBR)	Birmingham (NIA), GBR	15 Feb 14
4:05.34	Sifan HASSAN (NED)	Birmingham (NIA), GBR	15 Feb 14
4:05.70	Kim CONLEY (USA)	New York (Armory), NY	25 Jan 14
4:05.78	Elena KOROBKINA (RUS)	Birmingham (NIA), GBR	15 Feb 14
4:05.82	Hellen Onsando OBIRI (KEN)	Birmingham (NIA), GBR	15 Feb 14
4:06.63	Mary CAIN (USA)	Boston (BU), MA	24 Jan 14
4:07.84	Luiza GEGA (ALB)	Istanbul (Ataköy Arena)	22 Feb 14
4:07.94	Gamze BULUT (TUR)	Istanbul (Ataköy Arena)	15 Feb 14



RESULTS



3000 Metres Women - Final

RECORDS	RESULT	NAME	COUNTRY	AGE	VENUE	DATE
World Indoor Record WIR	8:16.60	Genzebe DIBABA	ETH	23	Stockholm (Globe Arena)	6 Feb 2014
Championship Record CR	8:33.82	Elly VAN HULST	NED	30	Budapest (SC)	4 Mar 1989
World Leading WL	8:16.60	Genzebe DIBABA	ETH	23	Stockholm (Globe Arena)	6 Feb 2014
Area Indoor Record AIR		National Indoor Record NIR		Personal Best PB		Season Best SB

Final

9 March 2014 16:48 START TIME

PLACE	BIB	NAME	COUNTRY	DATE of BIRTH	ORDER	RESULT
1	652	Genzebe DIBABA	ETH	08 Feb 91	1	8:55.04
2	730	Hellen Onsando OBIRI	KEN	13 Dec 89	8	8:57.72
3	623	Maryam Yusuf JAMAL	BRN	16 Sep 84	12	8:59.16
4	728	Irene JELAGAT	KEN	10 Dec 88	7	9:02.67
5	744	Sifan HASSAN	NED	01 Jan 93	10	9:03.22
6	832	Betlhem DESALEGN	UAE	13 Nov 91	9	9:04.06
7	772	Renata PLIS	POL	05 Feb 85	6	9:07.05
8	871	Shannon ROWBURY	USA	19 Sep 84	2	9:07.82
9	708	Margherita MAGNANI	ITA	26 Feb 87	5	9:10.13
10	856	Gabrielle GRUNEWALD	USA	25 Jul 86	4	9:11.76
11	650	Hiwot AYALEW	ETH	06 Mar 90	11	9:12.51
12	833	Alia Saeed MOHAMMED	UAE	18 May 91	3	9:21.23

INTERMEDIATE TIMES	1000m	650	Hiwot AYALEW	3:24.50
	2000m	652	Genzebe DIBABA	6:16.10

ALL-TIME TOP LIST

RESULT	NAME	VENUE	DATE
8:16.60	Genzebe DIBABA (ETH)	Stockholm (Globe Arena)	6 Feb 14
8:23.72	Meseret DEFAR (ETH)	Stuttgart	3 Feb 07
8:23.74	Meselech MELKAMU (ETH)	Stuttgart	3 Feb 07
8:25.27	Sentayehu EJIGU (ETH)	Stuttgart	6 Feb 10
8:27.86	Liliya SHOBUKHOVA (RUS)	Moskva	17 Feb 06
8:28.49	Anna ALMINOVA (RUS)	Stuttgart	7 Feb 09
8:29.00	Olesya SYREVA (RUS)	Moskva	17 Feb 06
8:29.15	Berhane ADERE (ETH)	Stuttgart	3 Feb 02
8:29.99	Hellen Onsando OBIRI (KEN)	Stockholm (Globe Arena)	6 Feb 14
8:30.53	Vivian Jepkemoi CHERUIYOT (KEN)	Birmingham, GBR	21 Feb 09

SEASON TOP LIST

RESULT	NAME	VENUE	DATE
8:16.60	Genzebe DIBABA (ETH)	Stockholm (Globe Arena)	6 Feb 14
8:29.99	Hellen Onsando OBIRI (KEN)	Stockholm (Globe Arena)	6 Feb 14
8:40.75	Irene JELAGAT (KEN)	Stockholm (Globe Arena)	6 Feb 14
8:43.16	Maryam Yusuf JAMAL (BRN)	Hangzhou	16 Feb 14
8:43.29	Hiwot AYALEW (ETH)	Birmingham (NIA), GBR	15 Feb 14
8:43.42	Viola Jelaqat KIBIWOT (KEN)	Stockholm (Globe Arena)	6 Feb 14
8:43.47	Almaz AYANA (ETH)	Stockholm (Globe Arena)	6 Feb 14
8:44.28	Jennifer SIMPSON (USA)	Boston (Roxbury), MA	8 Feb 14
8:44.69	Sally Jepkosgei KIPYEGO (KEN)	Boston (Roxbury), MA	8 Feb 14
8:45.32	Sifan HASSAN (NED)	Karlsruhe (Europahalle)	1 Feb 14

RESULT PROGRESSION

3000 Metres Women - Final



RECORDS	RESULT	NAME	COUNTRY	AGE	VENUE	DATE
World Indoor Record WIR	8:16.60	Genzebe DIBABA	ETH	23	Stockholm (Globe Arena)	6 Feb 2014
Championship Record CR	8:33.82	Elly VAN HULST	NED	30	Budapest (SC)	4 Mar 1989
World Leading WL	8:16.60	Genzebe DIBABA	ETH	23	Stockholm (Globe Arena)	6 Feb 2014
Area Indoor Record AIR		National Indoor Record NIR		Personal Best PB		Season Best SB

9 March 2014

RANK	BIB	NAME	COUNTRY	DATE of BIRTH	PHASE	HEAT	PLACE	RESULT
1	652	Genzebe DIBABA	ETH	08 Feb 91	Final	1	1	8:55.04
					Round 1	1	6	8:57.86 Q
2	730	Hellen Onsando OBIRI	KEN	13 Dec 89	Final	1	2	8:57.72
					Round 1	2	2	8:53.31 Q
3	623	Maryam Yusuf JAMAL	BRN	16 Sep 84	Final	1	3	8:59.16
					Round 1	2	1	8:53.07 Q
4	728	Irene JELAGAT	KEN	10 Dec 88	Final	1	4	9:02.67
					Round 1	1	11	8:58.97 q
5	744	Sifan HASSAN	NED	01 Jan 93	Final	1	5	9:03.22
					Round 1	1	8	8:58.50 Q
6	832	Betthem DESALEGN	UAE	13 Nov 91	Final	1	6	9:04.06
					Round 1	2	3	8:53.56 Q
7	772	Renata PLIS	POL	05 Feb 85	Final	1	7	9:07.05
					Round 1	2	5	8:57.80 q
8	871	Shannon ROWBURY	USA	19 Sep 84	Final	1	8	9:07.82
					Round 1	1	10	8:58.85 Q SB
9	708	Margherita MAGNANI	ITA	26 Feb 87	Final	1	9	9:10.13
					Round 1	1	9	8:58.51 Q
10	856	Gabrielle GRUNEWALD	USA	25 Jul 86	Final	1	10	9:11.76
					Round 1	2	7	8:58.10 q
11	650	Hiwot AYALEW	ETH	06 Mar 90	Final	1	11	9:12.51
					Round 1	2	4	8:53.70 Q
12	833	Alia Saeed MOHAMMED	UAE	18 May 91	Final	1	12	9:21.23
					Round 1	1	12	9:00.35 q

ALL-TIME TOP LIST				SEASON TOP LIST			
RESULT	NAME	VENUE	DATE	RESULT	NAME	VENUE	DATE
8:16.60	Genzebe DIBABA (ETH)	Stockholm (Globe Arena)	6 Feb 14	8:16.60	Genzebe DIBABA (ETH)	Stockholm (Globe Arena)	6 Feb 14
8:23.72	Meseret DEFAR (ETH)	Stuttgart	3 Feb 07	8:29.99	Hellen Onsando OBIRI (KEN)	Stockholm (Globe Arena)	6 Feb 14
8:23.74	Meselech MELKAMU (ETH)	Stuttgart	3 Feb 07	8:40.75	Irene JELAGAT (KEN)	Stockholm (Globe Arena)	6 Feb 14
8:25.27	Sentayehu EJIGU (ETH)	Stuttgart	6 Feb 10	8:43.16	Maryam Yusuf JAMAL (BRN)	Hangzhou	16 Feb 14
8:27.86	Liliya SHOBUKHOVA (RUS)	Moskva	17 Feb 06	8:43.29	Hiwot AYALEW (ETH)	Birmingham (NIA), GBR	15 Feb 14
8:28.49	Anna ALMINOVA (RUS)	Stuttgart	7 Feb 09	8:43.42	Viola Jelaqat KIBIWOT (KEN)	Stockholm (Globe Arena)	6 Feb 14
8:29.00	Olesya SYREVA (RUS)	Moskva	17 Feb 06	8:43.47	Almaz AYANA (ETH)	Stockholm (Globe Arena)	6 Feb 14
8:29.15	Berhane ADERE (ETH)	Stuttgart	3 Feb 02	8:44.28	Jennifer SIMPSON (USA)	Boston (Roxbury), MA	8 Feb 14
8:29.99	Hellen Onsando OBIRI (KEN)	Stockholm (Globe Arena)	6 Feb 14	8:44.69	Sally Jepkosgei KIPYEGO (KEN)	Boston (Roxbury), MA	8 Feb 14
8:30.53	Vivian Jepkemoi CHERUIYOT (KEN)	Birmingham, GBR	21 Feb 09	8:45.32	Sifan HASSAN (NED)	Karlsruhe (Europahalle)	1 Feb 14

RESULTS



3000 Metres Women - Round 1

First 4 in each heat (Q) and the next 4 fastest (q) advance to the Final

RECORDS	RESULT	NAME	COUNTRY	AGE	VENUE	DATE
World Indoor Record WIR	8:16.60	Genzebe DIBABA	ETH	23	Stockholm (Globe Arena)	6 Feb 2014
Championship Record CR	8:33.82	Elly VAN HULST	NED	30	Budapest (SC)	4 Mar 1989
World Leading WL	8:16.60	Genzebe DIBABA	ETH	23	Stockholm (Globe Arena)	6 Feb 2014
Area Indoor Record AIR	National Indoor Record NIR	Personal Best PB	Season Best SB			

Heat 1

2

7 March 2014 11:25 START TIME

PLACE	BIB	NAME	COUNTRY	DATE of BIRTH	ORDER	RESULT
1	652	Genzebe DIBABA	ETH	08 Feb 91	5	8:57.86 Q
2	744	Sifan HASSAN	NED	01 Jan 93	4	8:58.50 Q
3	708	Margherita MAGNANI	ITA	26 Feb 87	7	8:58.51 Q
4	871	Shannon ROWBURY	USA	19 Sep 84	1	8:58.85 Q SB
5	728	Irene JELAGAT	KEN	10 Dec 88	3	8:58.97 q
6	833	Alia Saeed MOHAMMED	UAE	18 May 91	2	9:00.35 q
7	793	Natalya ARISTARKHOVA	RUS	31 Oct 89	6	9:09.37
8	759	Lucy VAN DALEN	NZL	18 Nov 88	8	9:10.20
INTERMEDIATE TIMES						
	1000m	728 Irene JELAGAT				3:07.52
	2000m	833 Alia Saeed MOHAMMED				6:10.22

Heat 2

2

7 March 2014 11:39 START TIME

PLACE	BIB	NAME	COUNTRY	DATE of BIRTH	ORDER	RESULT
1	623	Maryam Yusuf JAMAL	BRN	16 Sep 84	4	8:53.07 Q
2	730	Hellen Onsando OBIRI	KEN	13 Dec 89	3	8:53.31 Q
3	832	Bethlem DESALEGN	UAE	13 Nov 91	6	8:53.56 Q
4	650	Hiwot AYALEW	ETH	06 Mar 90	5	8:53.70 Q
5	772	Renata PLIS	POL	05 Feb 85	7	8:57.80 q
6	856	Gabrielle GRUNEWALD	USA	25 Jul 86	2	8:58.10 q
7	845	Svitlana SHMIDT	UKR	20 Mar 90	1	9:25.98
INTERMEDIATE TIMES						
	1000m	772 Renata PLIS				3:04.63
	2000m	730 Hellen Onsando OBIRI				6:06.87

ALL-TIME TOP LIST

RESULT	NAME	VENUE	DATE
8:16.60	Genzebe DIBABA (ETH)	Stockholm (Globe Arena)	6 Feb 14
8:23.72	Meseret DEFAR (ETH)	Stuttgart	3 Feb 07
8:23.74	Meselech MELKAMU (ETH)	Stuttgart	3 Feb 07
8:25.27	Sentayehu EJIGU (ETH)	Stuttgart	6 Feb 10
8:27.86	Liliya SHOBUKHOVA (RUS)	Moskva	17 Feb 06
8:28.49	Anna ALMINOVA (RUS)	Stuttgart	7 Feb 09
8:29.00	Olesya SYREVA (RUS)	Moskva	17 Feb 06
8:29.15	Berhane ADERE (ETH)	Stuttgart	3 Feb 02
8:29.99	Hellen Onsando OBIRI (KEN)	Stockholm (Globe Arena)	6 Feb 14
8:30.53	Vivian Jepkemoi CHERUIYOT (KEN)	Birmingham, GBR	21 Feb 09

SEASON TOP LIST

RESULT	NAME	VENUE	DATE
8:16.60	Genzebe DIBABA (ETH)	Stockholm (Globe Arena)	6 Feb 14
8:29.99	Hellen Onsando OBIRI (KEN)	Stockholm (Globe Arena)	6 Feb 14
8:40.75	Irene JELAGAT (KEN)	Stockholm (Globe Arena)	6 Feb 14
8:43.16	Maryam Yusuf JAMAL (BRN)	Hangzhou	16 Feb 14
8:43.29	Hiwot AYALEW (ETH)	Birmingham (NIA), GBR	15 Feb 14
8:43.42	Viola Jelaqat KIBIWOT (KEN)	Stockholm (Globe Arena)	6 Feb 14
8:43.47	Almaz AYANA (ETH)	Stockholm (Globe Arena)	6 Feb 14
8:44.28	Jennifer SIMPSON (USA)	Boston (Roxbury), MA	8 Feb 14
8:44.69	Sally Jepkosqei KIPYEGO (KEN)	Boston (Roxbury), MA	8 Feb 14
8:45.32	Sifan HASSAN (NED)	Karlsruhe (Europahalle)	1 Feb 14

SUMMARY



3000 Metres Women - Round 1

First 4 in each heat (Q) and the next 4 fastest (q) advance to the Final

RECORDS	RESULT	NAME	COUNTRY	AGE	VENUE	DATE
World Indoor Record WIR	8:16.60	Genzebe DIBABA	ETH	23	Stockholm (Globe Arena)	6 Feb 2014
Championship Record CR	8:33.82	Elly VAN HULST	NED	30	Budapest (SC)	4 Mar 1989
World Leading WL	8:16.60	Genzebe DIBABA	ETH	23	Stockholm (Globe Arena)	6 Feb 2014
Area Indoor Record AIR		National Indoor Record NIR		Personal Best PB		Season Best SB

7 March 2014

RANK	PLACE	HEAT	BIB	NAME	COUNTRY	DATE of BIRTH	RESULT
1	1	2	623	Maryam Yusuf JAMAL	BRN	16 Sep 84	8:53.07 Q
2	2	2	730	Hellen Onsando OBIRI	KEN	13 Dec 89	8:53.31 Q
3	3	2	832	Bethlem DESALEGN	UAE	13 Nov 91	8:53.56 Q
4	4	2	650	Hiwot AYALEW	ETH	06 Mar 90	8:53.70 Q
5	5	2	772	Renata PLIS	POL	05 Feb 85	8:57.80 q
6	1	1	652	Genzebe DIBABA	ETH	08 Feb 91	8:57.86 Q
7	6	2	856	Gabrielle GRUNEWALD	USA	25 Jul 86	8:58.10 q
8	2	1	744	Sifan HASSAN	NED	01 Jan 93	8:58.50 Q
9	3	1	708	Margherita MAGNANI	ITA	26 Feb 87	8:58.51 Q
10	4	1	871	Shannon ROWBURY	USA	19 Sep 84	8:58.85 Q SB
11	5	1	728	Irene JELAGAT	KEN	10 Dec 88	8:58.97 q
12	6	1	833	Alia Saeed MOHAMMED	UAE	18 May 91	9:00.35 q
13	7	1	793	Natalya ARISTARKHOVA	RUS	31 Oct 89	9:09.37
14	8	1	759	Lucy VAN DALEN	NZL	18 Nov 88	9:10.20
15	7	2	845	Svitlana SHMIDT	UKR	20 Mar 90	9:25.98

ALL-TIME TOP LIST				SEASON TOP LIST			
RESULT	NAME	VENUE	DATE	RESULT	NAME	VENUE	DATE
8:16.60	Genzebe DIBABA (ETH)	Stockholm (Globe Arena)	6 Feb 14	8:16.60	Genzebe DIBABA (ETH)	Stockholm (Globe Arena)	6 Feb 14
8:23.72	Meseret DEFAR (ETH)	Stuttgart	3 Feb 07	8:29.99	Hellen Onsando OBIRI (KEN)	Stockholm (Globe Arena)	6 Feb 14
8:23.74	Meselech MELKAMU (ETH)	Stuttgart	3 Feb 07	8:40.75	Irene JELAGAT (KEN)	Stockholm (Globe Arena)	6 Feb 14
8:25.27	Sentayehu EJIGU (ETH)	Stuttgart	6 Feb 10	8:43.16	Maryam Yusuf JAMAL (BRN)	Hangzhou	16 Feb 14
8:27.86	Liliya SHOBUKHOVA (RUS)	Moskva	17 Feb 06	8:43.29	Hiwot AYALEW (ETH)	Birmingham (NIA), GBR	15 Feb 14
8:28.49	Anna ALMINOVA (RUS)	Stuttgart	7 Feb 09	8:43.42	Viola Jelaqat KIBIWOT (KEN)	Stockholm (Globe Arena)	6 Feb 14
8:29.00	Olesya SYREVA (RUS)	Moskva	17 Feb 06	8:43.47	Almaz AYANA (ETH)	Stockholm (Globe Arena)	6 Feb 14
8:29.15	Berhane ADERE (ETH)	Stuttgart	3 Feb 02	8:44.28	Jennifer SIMPSON (USA)	Boston (Roxbury), MA	8 Feb 14
8:29.99	Hellen Onsando OBIRI (KEN)	Stockholm (Globe Arena)	6 Feb 14	8:44.69	Sally Jepkosqei KIPYEGO (KEN)	Boston (Roxbury), MA	8 Feb 14
8:30.53	Vivian Jepkemoi CHERUIYOT (KEN)	Birmingham, GBR	21 Feb 09	8:45.32	Sifan HASSAN (NED)	Karlsruhe (Europahalle)	1 Feb 14



RESULTS



60 Metres Hurdles Women - Final

RECORDS	RESULT	NAME	COUNTRY	AGE	VENUE	DATE
World Indoor Record WIR	7.68	Susanna KALLUR	SWE	27	Karlsruhe	10 Feb 2008
Championship Record CR	7.72	LoLo JONES	USA	28	Doha	13 Mar 2010
World Leading WL	7.79	Sally PEARSON	AUS	28	Berlin (O2 World)	1 Mar 2014
Area Indoor Record AIR		National Indoor Record NIR		Personal Best PB		Season Best SB

Final

8 March 2014 20:42 START TIME

PLACE	BIB	NAME	COUNTRY	DATE OF BIRTH	LANE	RESULT	REACTION	Fn
1	846	Nia ALI	USA	23 Oct 88	3	7.80 PB	0.140	
2	605	Sally PEARSON	AUS	19 Sep 86	4	7.85	0.129	
3	674	Tiffany PORTER	GBR	13 Nov 87	7	7.86 SB	0.163	
4	658	Cindy BILLAUD	FRA	11 Mar 86	5	7.89	0.164	
5	855	Janay DELOACH SOUKUP	USA	12 Oct 85	6	7.90	0.172	
6	684	Cindy ROLEDER	GER	21 Aug 89	1	8.01	0.148	
7	679	Nadine HILDEBRAND	GER	20 Sep 87	8	8.02	0.166	
8	800	Yuliya KONDAKOVA	RUS	04 Dec 81	2	8.08	0.152	

ALL-TIME TOP LIST				SEASON TOP LIST			
RESULT	NAME	VENUE	DATE	RESULT	NAME	VENUE	DATE
7.68	Susanna KALLUR (SWE)	Karlsruhe	10 Feb 08	7.79	Sally PEARSON (AUS)	Sopot	7 Mar 14
7.69	Ludmila ENGQUIST (URS)	Chelyabinsk	4 Feb 90	7.80	Nia ALI (USA)	Albuquerque	23 Feb 14
7.72	LoLo JONES (USA)	Doha	13 Mar 10	7.82	Janay DELOACH SOUKUP (USA)	Albuquerque	23 Feb 14
7.73	Cornelia OSCHKENAT (GDR)	Wien	25 Feb 89	7.86	Tiffany PORTER (GBR)	Sopot	8 Mar 14
7.73	Sally PEARSON (AUS)	Istanbul	10 Mar 12	7.87	Cindy BILLAUD (FRA)	Sopot	7 Mar 14
7.74	Yordanka DONKOVA (BUL)	Sofia	14 Feb 87	7.88	Kristi CASTLIN (USA)	Albuquerque	23 Feb 14
7.74	Michelle FREEMAN (JAM)	Madrid	3 Feb 98	7.91	Nadine HILDEBRAND (GER)	Karlsruhe (Europahalle)	1 Feb 14
7.74	Gail DEVERS (USA)	Boston (Roxbury), MA	1 Mar 03	7.91	Yvette LEWIS (PAN)	Sopot	7 Mar 14
7.75	Bettine JAHN (GDR)	Budapest	5 Mar 83	7.93	Ekaterina GALITSKAIA (RUS)	Moskva (CSKA)	18 Feb 14
7.75	Perdita FELICIEN (CAN)	Budapest (SA)	7 Mar 04	7.94	Kendra HARRISON (USA)	College Station, TX	1 Mar 14



RESULT PROGRESSION



60 Metres Hurdles Women - Final

RECORDS	RESULT	NAME	COUNTRY	AGE	VENUE	DATE
World Indoor Record WIR	7.68	Susanna KALLUR	SWE	27	Karlsruhe	10 Feb 2008
Championship Record CR	7.72	LoLo JONES	USA	28	Doha	13 Mar 2010
World Leading WL	7.79	Sally PEARSON	AUS	28	Berlin (O2 World)	1 Mar 2014
Area Indoor Record AIR		National Indoor Record NIR		Personal Best PB		Season Best SB

8 March 2014

RANK	BIB	NAME	COUNTRY	DATE of BIRTH	PHASE	HEAT	LANE	PLACE	RESULT
1	846	Nia ALI	USA	23 Oct 88	Final	1	3	1	7.80 PB
					Semi-Final	2	4	2	7.88 Q
					Round 1	2	3	2	7.87 Q
2	605	Sally PEARSON	AUS	19 Sep 86	Final	1	4	2	7.85
					Semi-Final	1	5	1	7.81 Q
					Round 1	1	3	1	7.79 Q WL
3	674	Tiffany PORTER	GBR	13 Nov 87	Final	1	7	3	7.86 SB
					Semi-Final	1	6	4	7.93 Q
					Round 1	4	5	5	7.95 Q
4	658	Cindy BILLAUD	FRA	11 Mar 86	Final	1	5	4	7.89
					Semi-Final	2	6	3	7.89 Q
					Round 1	3	1	2	7.87 Q PB
5	855	Janay DELOACH SOUKUP	USA	12 Oct 85	Final	1	6	5	7.90
					Semi-Final	1	3	4	7.93 Q
					Round 1	3	6	9	8.01 Q
6	684	Cindy ROLEDER	GER	21 Aug 89	Final	1	1	6	8.01
					Semi-Final	1	7	6	7.96 Q
					Round 1	1	7	10	8.03 Q
7	679	Nadine HILDEBRAND	GER	20 Sep 87	Final	1	8	7	8.02
					Semi-Final	2	5	6	7.96 Q
					Round 1	4	8	8	7.98 Q
8	800	Yuliya KONDAKOVA	RUS	04 Dec 81	Final	1	2	8	8.08
					Semi-Final	2	7	10	8.03 Q SB
					Round 1	3	3	11	8.04 Q SB

ALL-TIME TOP LIST				SEASON TOP LIST			
RESULT	NAME	VENUE	DATE	RESULT	NAME	VENUE	DATE
7.68	Susanna KALLUR (SWE)	Karlsruhe	10 Feb 08	7.79	Sally PEARSON (AUS)	Sopot	7 Mar 14
7.69	Ludmila ENGQUIST (URS)	Chelyabinsk	4 Feb 90	7.80	Nia ALI (USA)	Albuquerque	23 Feb 14
7.72	LoLo JONES (USA)	Doha	13 Mar 10	7.82	Janay DELOACH SOUKUP (USA)	Albuquerque	23 Feb 14
7.73	Cornelia OSCHKENAT (GDR)	Wien	25 Feb 89	7.86	Tiffany PORTER (GBR)	Sopot	8 Mar 14
7.73	Sally PEARSON (AUS)	Istanbul	10 Mar 12	7.87	Cindy BILLAUD (FRA)	Sopot	7 Mar 14
7.74	Yordanka DONKOVA (BUL)	Sofia	14 Feb 87	7.88	Kristi CASTLIN (USA)	Albuquerque	23 Feb 14
7.74	Michelle FREEMAN (JAM)	Madrid	3 Feb 98	7.91	Nadine HILDEBRAND (GER)	Karlsruhe (Europahalle)	1 Feb 14
7.74	Gail DEVERS (USA)	Boston (Roxbury), MA	1 Mar 03	7.91	Yvette LEWIS (PAN)	Sopot	7 Mar 14
7.75	Bettine JAHN (GDR)	Budapest	5 Mar 83	7.93	Ekaterina GALITSKAIA (RUS)	Moskva (CSKA)	18 Feb 14
7.75	Perdita FELICIEN (CAN)	Budapest (SA)	7 Mar 04	7.94	Kendra HARRISON (USA)	College Station, TX	1 Mar 14



RESULTS



60 Metres Hurdles Women - Semi-Final

First 4 in each heat (Q) advance to the Final

RECORDS	RESULT	NAME	COUNTRY	AGE	VENUE	DATE
World Indoor Record WIR	7.68	Susanna KALLUR	SWE	27	Karlsruhe	10 Feb 2008
Championship Record CR	7.72	LoLo JONES	USA	28	Doha	13 Mar 2010
World Leading WL	7.79	Sally PEARSON	AUS	28	Berlin (O2 World)	1 Mar 2014
Area Indoor Record AIR		National Indoor Record NIR		Personal Best PB		Season Best SB

Heat 1

2

8 March 2014 18:07 START TIME

PLACE	BIB	NAME	COUNTRY	DATE OF BIRTH	LANE	RESULT	REACTION	Fn
1	605	Sally PEARSON	AUS	19 Sep 86	5	7.81 Q	0.131	
2	855	Janay DELOACH SOUKUP	USA	12 Oct 85	3	7.93 Q	0.146	
3	674	Tiffany PORTER	GBR	13 Nov 87	6	7.93 Q	0.156	
4	684	Cindy ROLEDER	GER	21 Aug 89	7	7.96 Q	0.131	
5	703	Marzia CARAVELLI	ITA	23 Oct 81	8	7.97 PB	0.173	
6	760	Yvette LEWIS	PAN	16 Mar 85	4	8.00	0.169	
7	636	Andrea IVANCEVIC	CRO	21 Aug 84	2	8.09 NIR	0.222	
8	609	Sara AERTS	BEL	25 Jan 84	1	8.10	0.163	

Heat 2

2

8 March 2014 18:14 START TIME

PLACE	BIB	NAME	COUNTRY	DATE OF BIRTH	LANE	RESULT	REACTION	Fn
1	846	Nia ALI	USA	23 Oct 88	4	7.88 Q	0.139	
2	658	Cindy BILLAUD	FRA	11 Mar 86	6	7.89 Q	0.145	
3	679	Nadine HILDEBRAND	GER	20 Sep 87	5	7.96 Q	0.181	
4	800	Yuliya KONDAKOVA	RUS	04 Dec 81	7	8.03 Q SB	0.149	
5	820	Marina TOMIC	SLO	30 Apr 83	8	8.05 PB	0.147	
6	610	Eline BERINGS	BEL	28 May 86	3	8.07	0.156	
7	745	Rosina HODDE	NED	10 Feb 83	2	8.14	0.155	
8	722	Monique MORGAN	JAM	14 Oct 85	1	8.19	0.179	

ALL-TIME TOP LIST

RESULT	NAME	VENUE	DATE
7.68	Susanna KALLUR (SWE)	Karlsruhe	10 Feb 08
7.69	Ludmila ENGQUIST (URS)	Chelyabinsk	4 Feb 90
7.72	LoLo JONES (USA)	Doha	13 Mar 10
7.73	Cornelia OSCHKENAT (GDR)	Wien	25 Feb 89
7.73	Sally PEARSON (AUS)	Istanbul	10 Mar 12
7.74	Yordanka DONKOVA (BUL)	Sofia	14 Feb 87
7.74	Michelle FREEMAN (JAM)	Madrid	3 Feb 98
7.74	Gail DEVERS (USA)	Boston (Roxbury), MA	1 Mar 03
7.75	Bettine JAHN (GDR)	Budapest	5 Mar 83
7.75	Perdita FELICIEN (CAN)	Budapest (SA)	7 Mar 04

SEASON TOP LIST

RESULT	NAME	VENUE	DATE
7.79	Sally PEARSON (AUS)	Berlin (O2 World)	1 Mar 14
7.80	Nia ALI (USA)	Albuquerque	23 Feb 14
7.82	Janay DELOACH SOUKUP (USA)	Albuquerque	23 Feb 14
7.87	Cindy BILLAUD (FRA)	Sopot	7 Mar 14
7.88	Kristi CASTLIN (USA)	Albuquerque	23 Feb 14
7.91	Nadine HILDEBRAND (GER)	Karlsruhe (Europahalle)	1 Feb 14
7.91	Tiffany PORTER (GBR)	Praha (O2 Arena)	25 Feb 14
7.91	Yvette LEWIS (PAN)	Sopot	7 Mar 14
7.93	Ekaterina GALITSKAIA (RUS)	Moskva (CSKA)	18 Feb 14
7.94	Kendra HARRISON (USA)	College Station, TX	1 Mar 14



SUMMARY



60 Metres Hurdles Women - Semi-Final

First 4 in each heat (Q) advance to the Final

RECORDS	RESULT	NAME	COUNTRY	AGE	VENUE	DATE
World Indoor Record WIR	7.68	Susanna KALLUR	SWE	27	Karlsruhe	10 Feb 2008
Championship Record CR	7.72	LoLo JONES	USA	28	Doha	13 Mar 2010
World Leading WL	7.79	Sally PEARSON	AUS	28	Berlin (O2 World)	1 Mar 2014
Area Indoor Record AIR		National Indoor Record NIR		Personal Best PB	Season Best SB	

8 March 2014

RANK	PLACE	HEAT	LANE	BIB	NAME	COUNTRY	DATE of BIRTH	RESULT
1	1	1	5	605	Sally PEARSON	AUS	19 Sep 86	7.81 Q
2	1	2	4	846	Nia ALI	USA	23 Oct 88	7.88 Q
3	2	2	6	658	Cindy BILLAUD	FRA	11 Mar 86	7.89 Q
4	2	1	3	855	Janay DELOACH SOUKUP	USA	12 Oct 85	7.93 Q
4	3	1	6	674	Tiffany PORTER	GBR	13 Nov 87	7.93 Q
6	3	2	5	679	Nadine HILDEBRAND	GER	20 Sep 87	7.96 Q
6	4	1	7	684	Cindy ROLEDER	GER	21 Aug 89	7.96 Q
8	5	1	8	703	Marzia CARAVELLI	ITA	23 Oct 81	7.97 PB
9	6	1	4	760	Yvette LEWIS	PAN	16 Mar 85	8.00
10	4	2	7	800	Yuliya KONDAKOVA	RUS	04 Dec 81	8.03 Q SB
11	5	2	8	820	Marina TOMIC	SLO	30 Apr 83	8.05 PB
12	6	2	3	610	Eline BERINGS	BEL	28 May 86	8.07
13	7	1	2	636	Andrea IVANCEVIC	CRO	21 Aug 84	8.09 NIR
14	8	1	1	609	Sara AERTS	BEL	25 Jan 84	8.10
15	7	2	2	745	Rosina HODDE	NED	10 Feb 83	8.14
16	8	2	1	722	Monique MORGAN	JAM	14 Oct 85	8.19

ALL-TIME TOP LIST				SEASON TOP LIST			
RESULT	NAME	VENUE	DATE	RESULT	NAME	VENUE	DATE
7.68	Susanna KALLUR (SWE)	Karlsruhe	10 Feb 08	7.79	Sally PEARSON (AUS)	Berlin (O2 World)	1 Mar 14
7.69	Ludmila ENGQUIST (URS)	Chelyabinsk	4 Feb 90	7.80	Nia ALI (USA)	Albuquerque	23 Feb 14
7.72	LoLo JONES (USA)	Doha	13 Mar 10	7.82	Janay DELOACH SOUKUP (USA)	Albuquerque	23 Feb 14
7.73	Cornelia OSCHKENAT (GDR)	Wien	25 Feb 89	7.87	Cindy BILLAUD (FRA)	Sopot	7 Mar 14
7.73	Sally PEARSON (AUS)	Istanbul	10 Mar 12	7.88	Kristi CASTLIN (USA)	Albuquerque	23 Feb 14
7.74	Yordanka DONKOVA (BUL)	Sofia	14 Feb 87	7.91	Nadine HILDEBRAND (GER)	Karlsruhe (Europahalle)	1 Feb 14
7.74	Michelle FREEMAN (JAM)	Madrid	3 Feb 98	7.91	Tiffany PORTER (GBR)	Praha (O2 Arena)	25 Feb 14
7.74	Gail DEVERS (USA)	Boston (Roxbury), MA	1 Mar 03	7.91	Yvette LEWIS (PAN)	Sopot	7 Mar 14
7.75	Bettine JAHN (GDR)	Budapest	5 Mar 83	7.93	Ekaterina GALITSKAIA (RUS)	Moskva (CSKA)	18 Feb 14
7.75	Perdita FELICIEN (CAN)	Budapest (SA)	7 Mar 04	7.94	Kendra HARRISON (USA)	College Station, TX	1 Mar 14



RESULTS



60 Metres Hurdles Women - Round 1

First 3 in each heat (Q) and the next 4 fastest (q) advance to the Semi-Finals

BIB 726 NO REACTION TIME RECORDED

RECORDS	RESULT	NAME	COUNTRY	AGE	VENUE	DATE
World Indoor Record WIR	7.68	Susanna KALLUR	SWE	27	Karlsruhe	10 Feb 2008
Championship Record CR	7.72	LoLo JONES	USA	28	Doha	13 Mar 2010
World Leading WL	7.73	Trevor BROWN	USA	22	Colorado Springs	1 Mar 2014
Area Indoor Record AIR		National Indoor Record NIR		Personal Best PB		Season Best SB

Heat 1

7 March 2014 18:03 START TIME

PLACE	BIB	NAME	COUNTRY	DATE OF BIRTH	LANE	RESULT	REACTION	Fn
1	605	Sally PEARSON	AUS	19 Sep 86	3	7.79 Q SB	0.126	
2	610	Eline BERINGS	BEL	28 May 86	8	7.95 Q SB	0.145	
3	684	Cindy ROLEDER	GER	21 Aug 89	7	8.03 Q	0.169	
4	745	Rosina HODDE	NED	10 Feb 83	4	8.07 q PB	0.186	
5	722	Monique MORGAN	JAM	14 Oct 85	2	8.10 q PB	0.167	
6	657	Nooralotta NEZIRI	FIN	09 Nov 92	6	8.21	0.170	
7	727	Anastassiya PILIPENKO	KAZ	13 Sep 86	5	8.27	0.198	

Heat 2

7 March 2014 18:11 START TIME

PLACE	BIB	NAME	COUNTRY	DATE OF BIRTH	LANE	RESULT	REACTION	Fn
1	846	Nia ALI	USA	23 Oct 88	3	7.87 Q	0.149	
2	760	Yvette LEWIS	PAN	16 Mar 85	2	7.91 Q AIR	0.150	
3	703	Marzia CARAVELLI	ITA	23 Oct 81	7	7.97 Q PB	0.173	
4	723	Indira SPENCE	JAM	08 Sep 86	8	8.14	0.174	
5	816	Gnima FAYE	SEN	17 Nov 84	6	8.15 NIR	0.188	
6	842	Hanna PLATITSYNA	UKR	01 Jan 87	5	8.15 PB	0.181	
7	795	Ekaterina GALITSKAIA	RUS	24 Feb 87	4	8.20	0.193	

Heat 3

7 March 2014 18:17 START TIME

PLACE	BIB	NAME	COUNTRY	DATE OF BIRTH	LANE	RESULT	REACTION	Fn
1	658	Cindy BILLAUD	FRA	11 Mar 86	1	7.87 Q PB	0.252	
2	855	Janay DELOACH SOUKUP	USA	12 Oct 85	6	8.01 Q	0.183	
3	800	Yuliya KONDAKOVA	RUS	04 Dec 81	3	8.04 Q SB	0.149	
4	609	Sara AERTS	BEL	25 Jan 84	2	8.05 q SB	0.204	
5	636	Andrea IVANCEVIC	CRO	21 Aug 84	4	8.10 q NIR	0.171	
6	655	Matilda BOGDANOFF	FIN	08 Oct 90	8	8.12 PB	0.165	
7	645	Lavonne IDLETTE	DOM	31 Oct 85	7	8.16 NIR	0.131	
8	761	Sharon KWARULA	PNG	08 Jun 87	5	8.71	0.221	

Heat 4

7 March 2014 18:25 START TIME

PLACE	BIB	NAME	COUNTRY	DATE OF BIRTH	LANE	RESULT	REACTION	Fn
1	674	Tiffany PORTER	GBR	13 Nov 87	5	7.95 Q	0.145	
2	679	Nadine HILDEBRAND	GER	20 Sep 87	8	7.98 Q	0.176	
3	820	Marina TOMIC	SLO	30 Apr 83	4	8.07 Q	0.156	
4	709	Giulia PENNELLA	ITA	27 Oct 89	2	8.16	0.228	
5	762	Urszula BHEBHE	POL	01 Jan 92	3	8.17 PB	0.137	
6	606	Beate SCHROTT	AUT	15 Apr 88	7	8.24	0.172	
7	726	Natalya IVONINSKAYA	KAZ	22 Feb 85	1	8.44		
	783	Eva VITAL	POR	08 Jul 92	6	DNS		



RESULTS
60 Metres Hurdles Women - Round 1

ALL-TIME TOP LIST				SEASON TOP LIST			
RESULT	NAME	VENUE	DATE	RESULT	NAME	VENUE	DATE
7.68	Susanna KALLUR (SWE)	Karlsruhe	10 Feb 08	7.73	Trevor BROWN (USA)	Colorado Springs	1 Mar 14
7.69	Ludmila ENGQUIST (URS)	Chelyabinsk	4 Feb 90	7.79	Sally PEARSON (AUS)	Berlin (O2 World)	1 Mar 14
7.72	LoLo JONES (USA)	Doha	13 Mar 10	7.80	Nia ALI (USA)	Albuquerque	23 Feb 14
7.73	Cornelia OSCHKENAT (GDR)	Wien	25 Feb 89	7.82	Janay DELOACH SOUKUP (USA)	Albuquerque	23 Feb 14
7.73	Sally PEARSON (AUS)	Istanbul	10 Mar 12	7.87	Cindy BILLAUD (FRA)	Sopot	7 Mar 14
7.73	Trevor BROWN (USA)	Colorado Springs	1 Mar 14	7.88	Kristi CASTLIN (USA)	Albuquerque	23 Feb 14
7.74	Yordanka DONKOVA (BUL)	Sofia	14 Feb 87	7.91	Nadine HILDEBRAND (GER)	Karlsruhe (Europahalle)	1 Feb 14
7.74	Michelle FREEMAN (JAM)	Madrid	3 Feb 98	7.91	Tiffany PORTER (GBR)	Praha (O2 Arena)	25 Feb 14
7.74	Gail DEVERS (USA)	Boston (Roxbury), MA	1 Mar 03	7.91	Yvette LEWIS (PAN)	Sopot	7 Mar 14
7.75	Bettine JAHN (GDR)	Budapest	5 Mar 83	7.93	Ekaterina GALITSKAIA (RUS)	Moskva (CSKA)	18 Feb 14
7.75	Perdita FELICIEN (CAN)	Budapest (SA)	7 Mar 04				





SUMMARY



60 Metres Hurdles Women - Round 1

First 3 in each heat (Q) and the next 4 fastest (q) advance to the Semi-Finals

RECORDS	RESULT	NAME	COUNTRY	AGE	VENUE	DATE
World Indoor Record WIR	7.68	Susanna KALLUR	SWE	27	Karlsruhe	10 Feb 2008
Championship Record CR	7.72	LoLo JONES	USA	28	Doha	13 Mar 2010
World Leading WL	7.79	Sally PEARSON	AUS	28	Berlin (O2 World)	1 Mar 2014
Area Indoor Record AIR		National Indoor Record NIR		Personal Best PB		Season Best SB

7 March 2014

RANK	PLACE	HEAT	LANE	BIB	NAME	COUNTRY	DATE of BIRTH	RESULT
1	1	1	3	605	Sally PEARSON	AUS	19 Sep 86	7.79 Q WL
2	1	3	1	658	Cindy BILLAUD	FRA	11 Mar 86	7.87 Q PB
2	1	2	3	846	Nia ALI	USA	23 Oct 88	7.87 Q
4	2	2	2	760	Yvette LEWIS	PAN	16 Mar 85	7.91 Q AIR
5	1	4	5	674	Tiffany PORTER	GBR	13 Nov 87	7.95 Q
5	2	1	8	610	Eline BERINGS	BEL	28 May 86	7.95 Q SB
7	3	2	7	703	Marzia CARAVELLI	ITA	23 Oct 81	7.97 Q PB
8	2	4	8	679	Nadine HILDEBRAND	GER	20 Sep 87	7.98 Q
9	2	3	6	855	Janay DELOACH SOUKUP	USA	12 Oct 85	8.01 Q
10	3	1	7	684	Cindy ROLEDER	GER	21 Aug 89	8.03 Q
11	3	3	3	800	Yuliya KONDAKOVA	RUS	04 Dec 81	8.04 Q SB
12	4	3	2	609	Sara AERTS	BEL	25 Jan 84	8.05 q SB
13	3	4	4	820	Marina TOMIC	SLO	30 Apr 83	8.07 Q
13	4	1	4	745	Rosina HODDE	NED	10 Feb 83	8.07 q PB
15	5	3	4	636	Andrea IVANCEVIC	CRO	21 Aug 84	8.10 q NIR
15	5	1	2	722	Monique MORGAN	JAM	14 Oct 85	8.10 q PB
17	6	3	8	655	Matilda BOGDANOFF	FIN	08 Oct 90	8.12 PB
18	4	2	8	723	Indira SPENCE	JAM	08 Sep 86	8.14
19	5	2	6	816	Gnima FAYE	SEN	17 Nov 84	8.15 NIR
19	6	2	5	842	Hanna PLATITSYNA	UKR	01 Jan 87	8.15 PB
21	4	4	2	709	Giulia PENNELLA	ITA	27 Oct 89	8.16
21	7	3	7	645	Lavonne IDLETTE	DOM	31 Oct 85	8.16 NIR
23	5	4	3	762	Urszula BHEBHE	POL	01 Jan 92	8.17 PB
24	7	2	4	795	Ekaterina GALITSKAIA	RUS	24 Feb 87	8.20
25	6	1	6	657	Nooralotta NEZIRI	FIN	09 Nov 92	8.21
26	6	4	7	606	Beate SCHROTT	AUT	15 Apr 88	8.24
27	7	1	5	727	Anastassiya PILIPENKO	KAZ	13 Sep 86	8.27
28	7	4	1	726	Natalya IVONINSKAYA	KAZ	22 Feb 85	8.44
29	8	3	5	761	Sharon KWARULA	PNG	08 Jun 87	8.71
		4	6	783	Eva VITAL	POR	08 Jul 92	DNS

ALL-TIME TOP LIST				SEASON TOP LIST			
RESULT	NAME	VENUE	DATE	RESULT	NAME	VENUE	DATE
7.68	Susanna KALLUR (SWE)	Karlsruhe	10 Feb 08	7.79	Sally PEARSON (AUS)	Berlin (O2 World)	1 Mar 14
7.69	Ludmila ENGQUIST (URS)	Chelyabinsk	4 Feb 90	7.80	Nia ALI (USA)	Albuquerque	23 Feb 14
7.72	LoLo JONES (USA)	Doha	13 Mar 10	7.82	Janay DELOACH SOUKUP (USA)	Albuquerque	23 Feb 14
7.73	Cornelia OSCHKENAT (GDR)	Wien	25 Feb 89	7.87	Cindy BILLAUD (FRA)	Sopot	7 Mar 14
7.73	Sally PEARSON (AUS)	Istanbul	10 Mar 12	7.88	Kristi CASTLIN (USA)	Albuquerque	23 Feb 14
7.74	Yordanka DONKOVA (BUL)	Sofia	14 Feb 87	7.91	Nadine HILDEBRAND (GER)	Karlsruhe (Europahalle)	1 Feb 14
7.74	Michelle FREEMAN (JAM)	Madrid	3 Feb 98	7.91	Tiffany PORTER (GBR)	Praha (O2 Arena)	25 Feb 14
7.74	Gail DEVERS (USA)	Boston (Roxbury), MA	1 Mar 03	7.91	Yvette LEWIS (PAN)	Sopot	7 Mar 14
7.75	Bettine JAHN (GDR)	Budapest	5 Mar 83	7.93	Ekaterina GALITSKAIA (RUS)	Moskva (CSKA)	18 Feb 14
7.75	Perdita FELICIEN (CAN)	Budapest (SA)	7 Mar 04	7.94	Kendra HARRISON (USA)	College Station, TX	1 Mar 14

RESULTS

High Jump Women - Final



RECORDS	RESULT	NAME	COUNTRY	AGE	VENUE	DATE
World Indoor Record WIR	2.08	Kajsa BERGQVIST	SWE	30	Arnstadt	4 Feb 2006
Championship Record CR	2.05	Stefka KOSTADINOVA	BUL	22	Indianapolis, IN	8 Mar 1987
World Leading WL	2.01	Maria KUCHINA	RUS	21	Stockholm (Globe Arena)	6 Feb 2014
Area Indoor Record AIR		National Indoor Record NIR		Personal Best PB		Season Best SB

Final

8 March 2014 19:16 START TIME

20:40 END TIME

PLACE	BIB	NAME	COUNTRY	DATE of BIRTH	ORDER	RESULT	1.85	1.90	1.94	1.97	2.00	2.02				
1	803	Maria KUCHINA	RUS	14 Jan 93	2	2.00	0	0	0	XO	0	XXX				
1	771	Kamila LICWINKO	POL	22 Mar 86	8	2.00	0	0	0	XO	0	XXX				
3	646	Ruth BEITIA	ESP	01 Apr 79	1	2.00	0	0	0	0	XO	XXX				
4	769	Justyna KASPRZYCKA	POL	20 Aug 87	5	1.97	0	0	0	0	XXX					
5	826	Emma GREEN TREGARO	SWE	08 Dec 84	6	1.94	0	0	0	XXX						
6	637	Blanka VLAŠIĆ	CRO	08 Nov 83	4	1.94	0	XO	0	XXX						
7	732	Levern SPENCER	LCA	23 Jun 84	9	1.94	0	XXO	XO	XXX						
8	680	Marie-Laurence JUNGFLEISCH	GER	07 Oct 90	7	1.90	0	0	XXX							
8	611	Nafissatou THIAM	BEL	19 Aug 94	3	1.90	0	0	XXX							

ALL-TIME TOP LIST

RESULT	NAME	VENUE	DATE
2.08	Kajsa BERGQVIST (SWE)	Arnstadt	4 Feb 06
2.07	Heike HENKEL (GER)	Karlsruhe	8 Feb 92
2.06	Stefka KOSTADINOVA (BUL)	Pireás	20 Feb 88
2.06	Blanka VLAŠIĆ (CRO)	Arnstadt	6 Feb 10
2.06	Anna CHICHEROVA (RUS)	Arnstadt	4 Feb 12
2.05	Tia HELLEBAUT (BEL)	Birmingham, GBR	3 Mar 07
2.05	Ariane FRIEDRICH (GER)	Karlsruhe	15 Feb 09
2.04	Alina ASTAFEI (GER)	Berlin	3 Mar 95
2.04	Elena SLESARENKO (RUS)	Budapest (SA)	7 Mar 04
2.04	Antonietta DI MARTINO (ITA)	Banská Bystrica	9 Feb 11

SEASON TOP LIST

RESULT	NAME	VENUE	DATE
2.01	Maria KUCHINA (RUS)	Stockholm (Globe Arena)	6 Feb 14
2.00	Kamila LICWINKO (POL)	Arnstadt	8 Feb 14
2.00	Ruth BEITIA (ESP)	Sabadell	22 Feb 14
2.00	Blanka VLAŠIĆ (CRO)	Praha (O2 Arena)	25 Feb 14
1.97	Emma GREEN TREGARO (SWE)	Trinec	29 Jan 14
1.97	Marie-Laurence JUNGFLEISCH (GER)	Arnstadt	8 Feb 14
1.97	Airiné PALŠYTĚ (LTU)	Klaipėda	21 Feb 14
1.97	Justyna KASPRZYCKA (POL)	Sopot	8 Mar 14
1.96	Alessia TROST (ITA)	Padova	11 Jan 14
1.96	Katarina JOHNSON-THOMPSON (GBR)	Sheffield	8 Feb 14
1.96	Svetlana RADZIVIL (UZB)	Hangzhou	16 Feb 14

RESULTS



High Jump Women - Qualification

With qualifying standard of 1.95 (Q) or at least the 8 best performers (q) advance to the Final

RECORDS	RESULT	NAME	COUNTRY	AGE	VENUE	DATE
World Indoor Record WIR	2.08	Kajsa BERGQVIST	SWE	30	Arnstadt	4 Feb 2006
Championship Record CR	2.05	Stefka KOSTADINOVA	BUL	22	Indianapolis, IN	8 Mar 1987
World Leading WL	2.01	Maria KUCHINA	RUS	21	Stockholm (Globe Arena)	6 Feb 2014
Area Indoor Record AIR		National Indoor Record NIR		Personal Best PB		Season Best SB

7 March 2014 10:03 START TIME

11:37 END TIME

PLACE	BIB	NAME	COUNTRY	DATE of BIRTH	ORDER	RESULT	1.79	1.84	1.88	1.92	1.95						
1	646	Ruth BEITIA	ESP	01 Apr 79	1	1.95 Q	-	0	0	0	0						
2	803	Maria KUCHINA	RUS	14 Jan 93	17	1.95 Q	0	0	0	XO	0						
3	680	Marie-Laurence JUNGFLAISCH	GER	07 Oct 90	10	1.95 Q	XO	0	0	XO	0						
4	771	Kamila LICWINKO	POL	22 Mar 86	8	1.95 Q	0	0	0	0	XO						
4	732	Levern SPENCER	LCA	23 Jun 84	14	1.95 Q NIR	-	0	0	0	XO						
6	769	Justyna KASPRZYCKA	POL	20 Aug 87	6	1.95 Q SB	0	0	0	XO	XO						
7	826	Emma GREEN TREGARO	SWE	08 Dec 84	5	1.95 Q	-	-	0	0	XXO						
8	611	Nafissatou THIAM	BEL	19 Aug 94	9	1.92 q	0	0	0	0	XXX						
8	637	Blanka VLAŠIĆ	CRO	08 Nov 83	7	1.92 q	-	0	-	0	XXX						
10	836	Iryna GERASHCHENKO	UKR	10 Mar 95	16	1.92	0	0	0	XO	XXX						
10	734	Airiné PALŠYTĚ	LTU	13 Jul 92	12	1.92	-	0	0	XO	XXX						
12	866	Inika MCPHERSON	USA	29 Sep 86	11	1.92	-	-	XO	XO	XXX						
13	796	Irina GORDEEVA	RUS	09 Oct 86	4	1.92	0	0	0	XXO	XXX						
14	880	Svetlana RADZIVIL	UZB	17 Jan 87	15	1.88	0	0	0	XXX							
15	649	Anna ILJUŠTŠENKO	EST	12 Oct 85	13	1.88	0	0	XXO	XXX							
16	635	Ana ŠIMIC	CRO	05 May 90	3	1.88	XO	0	XXO	XXX							
17	879	Nadiya DUSANOVA	UZB	17 Nov 87	2	1.84	0	0	XXX								

ALL-TIME TOP LIST

RESULT	NAME	VENUE	DATE
2.08	Kajsa BERGQVIST (SWE)	Arnstadt	4 Feb 06
2.07	Heike HENKEL (GER)	Karlsruhe	8 Feb 92
2.06	Stefka KOSTADINOVA (BUL)	Pireás	20 Feb 88
2.06	Blanka VLAŠIĆ (CRO)	Arnstadt	6 Feb 10
2.06	Anna CHICHEROVA (RUS)	Arnstadt	4 Feb 12
2.05	Tia HELLEBAUT (BEL)	Birmingham, GBR	3 Mar 07
2.05	Ariane FRIEDRICH (GER)	Karlsruhe	15 Feb 09
2.04	Alina ASTAFEI (GER)	Berlin	3 Mar 95
2.04	Elena SLESARENKO (RUS)	Budapest (SA)	7 Mar 04
2.04	Antonietta DI MARTINO (ITA)	Banská Bystrica	9 Feb 11

SEASON TOP LIST

RESULT	NAME	VENUE	DATE
2.01	Maria KUCHINA (RUS)	Stockholm (Globe Arena)	6 Feb 14
2.00	Kamila LICWINKO (POL)	Arnstadt	8 Feb 14
2.00	Ruth BEITIA (ESP)	Sabadell	22 Feb 14
2.00	Blanka VLAŠIĆ (CRO)	Praha (O2 Arena)	25 Feb 14
1.97	Emma GREEN TREGARO (SWE)	Trinec	29 Jan 14
1.97	Marie-Laurence JUNGFLAISCH (GER)	Arnstadt	8 Feb 14
1.97	Airiné PALŠYTĚ (LTU)	Klaipėda	21 Feb 14
1.96	Alessia TROST (ITA)	Padova	11 Jan 14
1.96	Katarina JOHNSON-THOMPSON (GBR)	Sheffield	8 Feb 14
1.96	Svetlana RADZIVIL (UZB)	Hangzhou	16 Feb 14



RESULTS

Pole Vault Women - Final



RECORDS	RESULT	NAME	COUNTRY	AGE	VENUE	DATE	
World Indoor Record	WIR	5.02	Jennifer SUHR	USA	31	Albuquerque, NM	2 Mar 2013
Championship Record	CR	4.86	Elena ISINBAEVA	RUS	22	Budapest (SA)	6 Mar 2004
World Leading	WL	4.76	Anna ROGOWSKA	POL	33	Gent (Topsporthal)	9 Feb 2014
Area Indoor Record	AIR		National Indoor Record	NIR		Personal Best	PB
						Season Best	SB

Final

9 March 2014 15:02 START TIME

17:08 END TIME

PLACE	BIB	NAME	COUNTRY	DATE of BIRTH	ORDER	RESULT	4.30	4.45	4.55	4.65	4.70	4.75					
1	639	Yarisley SILVA	CUB	01 Jun 87	6	4.70	SB	-	0	0	X0	0	XXX				
2	814	Anzhelika SIDOROVA	RUS	28 Jun 91	1	4.70		0	0	0	0	X0	XXX				
2	643	Jirina SVOBODOVÁ	CZE	20 May 86	2	4.70		-	0	0	0	X0	XXX				
4	621	Fabiana MURER	BRA	16 Mar 81	9	4.70	SB	-	0	0	0	XX0	XXX				
5	873	Jennifer SUHR	USA	05 Feb 82	10	4.65		-	-	-	0	-	XXX				
5	778	Anna ROGOWSKA	POL	21 May 81	3	4.65		-	0	0	0	XXX					
7	687	Silke SPIEGELBURG	GER	17 Mar 86	4	4.65		-	X0	0	0	XXX					
8	872	Mary SAXER	USA	21 Jun 87	8	4.55		-	0	0	XXX						
9	662	Holly BLEASDALE	GBR	02 Nov 91	5	4.55		-	XX0	0	XXX						
10	818	Tina ŠUTEJ	SLO	07 Nov 88	7	4.55		0	0	XX0	XXX						
11	812	Anastasia SAVCHENKO	RUS	08 Apr 89	11	4.45		X0	0	XXX							
12	691	Nikoléta KIRIAKOPOÚLOU	GRE	21 Mar 86	12	4.30		0	-	XXX							

ALL-TIME TOP LIST

RESULT	NAME	VENUE	DATE
5.02	Jennifer SUHR (USA)	Albuquerque, NM	2 Mar 13
5.01	Elena ISINBAEVA (RUS)	Stockholm	23 Feb 12
4.87	Holly BLEASDALE (GBR)	Villeurbanne	21 Jan 12
4.85	Svetlana FEOFANOVA (RUS)	Peania	22 Feb 04
4.85	Anna ROGOWSKA (POL)	Paris-Bercy	6 Mar 11
4.82	Fabiana MURER (BRA)	Birmingham, GBR	20 Feb 10
4.82	Yarisley SILVA (CUB)	Des Moines, IA	24 Apr 13
4.81	Stacy DRAGILA (USA)	Budapest (SA)	6 Mar 04
4.77	Silke SPIEGELBURG (GER)	Leverkusen	15 Jan 12
4.76	Monika PYREK (POL)	Donetsk	12 Feb 06

SEASON TOP LIST

RESULT	NAME	VENUE	DATE
4.76	Anna ROGOWSKA (POL)	Gent (Topsporthal)	9 Feb 14
4.73	Holly BLEASDALE (GBR)	Sheffield	8 Feb 14
4.73	Jennifer SUHR (USA)	Jonesboro, AR	27 Feb 14
4.72	Silke SPIEGELBURG (GER)	Stockholm (Globe Arena)	6 Feb 14
4.72	Nikoléta KIRIAKOPOÚLOU (GRE)	Stockholm (Globe Arena)	6 Feb 14
4.72	Anzhelika SIDOROVA (RUS)	Moskva (CSKA)	17 Feb 14
4.71	Jirina SVOBODOVÁ (CZE)	Dresden	31 Jan 14
4.71	Tina ŠUTEJ (SLO)	Moskva (CSKA)	2 Feb 14
4.71	Mary SAXER (USA)	Albuquerque	23 Feb 14
4.70	Yarisley SILVA (CUB)	Sopot	9 Mar 14
4.70	Fabiana MURER (BRA)	Sopot	9 Mar 14

RESULTS



Long Jump Women - Final

RECORDS	RESULT	NAME	COUNTRY	AGE	VENUE	DATE	
World Indoor Record	WIR	7.37	Heike DRECHSLER	GDR	24	Wien 13 Feb 1988	
Championship Record	CR	7.23	Brittney REESE	USA	26	Istanbul 11 Mar 2012	
World Leading	WL	6.98	Svetlana BIRYUKOVA	RUS	23	Moskva 12 Jan 2014	
World Leading	WL	6.98	Svetlana BIRYUKOVA	RUS	23	Volgograd 25 Jan 2014	
Area Indoor Record	AIR	National Indoor Record	NIR	Personal Best	PB	Season Best	SB

Final

9 March 2014 15:04 START TIME

16:12 END TIME

PLACE	BIB	NAME	COUNTRY	DATE of BIRTH	ORDER	RESULT	1	2	3	ORDER	4	5	6	
1	659	Éloyse LESUEUR	FRA	15 Jul 88	3	6.85	6.72	X	6.74	7	6.85	X	6.70	
2	669	Katarina JOHNSON-THOMPSON	GBR	09 Jan 93	2	6.81	PB	6.69	6.81	6.69	8	6.54	6.68	6.62
3	822	Ivana ŠPANOVIC	SRB	10 May 90	1	6.77	6.68	6.64	6.71	6	6.68	6.64	6.77	
4	675	Shara PROCTOR	GBR	16 Sep 88	4	6.68	6.68	6.65	X	5	6.66	X	6.46	
5	869	Tori POLK	USA	21 Sep 83	8	6.61	6.47	6.32	6.61	4	6.44	6.47	X	
6	765	Teresa DOBIJA	POL	09 Oct 82	7	6.52	X	6.52	6.47	3	X	6.40	6.48	
7	798	Darya KLISHINA	RUS	15 Jan 91	6	6.51	6.46	X	6.38	2	6.10	X	6.51	
8	827	Erica JARDER	SWE	02 Apr 86	5	6.36	6.36	X	X	1	6.26	6.08	X	

ALL-TIME TOP LIST

RESULT	NAME	VENUE	DATE
7.37	Heike DRECHSLER (GDR)	Wien	13 Feb 88
7.30	Galina CHISTYAKOVA (URS)	Lipetsk	28 Jan 89
7.23	Brittney REESE (USA)	Istanbul	11 Mar 12
7.20	Larisa BEREZHNYAYA (URS)	Gomel	4 Feb 89
7.17	Yelena KHLOPOTNOVA (URS)	Kishinev	16 Feb 85
7.13	Jackie JOYNER-KERSEE (USA)	Atlanta, GA	5 Mar 94
7.09	Helga RADTKE (GDR)	Berlin	24 Feb 85
7.09	Inessa KRAVETS (EUN)	Moskva	1 Feb 92
7.05	Iolanda CHEN (URS)	Gomel	4 Feb 89
7.03	Dawn BURRELL-CAMPBELL (USA)	Lisboa	10 Mar 01

SEASON TOP LIST

RESULT	NAME	VENUE	DATE
6.98	Svetlana BIRYUKOVA (RUS)	Moskva	12 Jan 14
6.95	Tori BOWIE (USA)	Naperville, IL	25 Jan 14
6.92	Ivana ŠPANOVIC (SRB)	Istanbul (Ataköy Arena)	22 Feb 14
6.86	Éloyse LESUEUR (FRA)	New York (Armory), NY	15 Feb 14
6.81	Katarina JOHNSON-THOMPSON (GBR)	Sopot	9 Mar 14
6.76	Darya KLISHINA (RUS)	Sopot	8 Mar 14
6.75	Yulia PIDLUZHNYAYA (RUS)	Chelyabinsk	19 Jan 14
6.70	Tori POLK (USA)	Albuquerque	22 Feb 14
6.69	Olga KUCHERENKO (RUS)	Volgograd	25 Jan 14
6.69	Shara PROCTOR (GBR)	Sopot	8 Mar 14



RESULTS



Long Jump Women - Qualification

With qualifying standard of 6.70 (Q) or at least the 8 best performers (q) advance to the Final

RECORDS	RESULT	NAME	COUNTRY	AGE	VENUE	DATE
World Indoor Record WIR	7.37	Heike DRECHSLER	GDR	24	Wien	13 Feb 1988
Championship Record CR	7.23	Brittney REESE	USA	26	Istanbul	11 Mar 2012
World Leading WL	6.98	Svetlana BIRYUKOVA	RUS	23	Moskva	12 Jan 2014
World Leading WL	6.98	Svetlana BIRYUKOVA	RUS	23	Volgograd	25 Jan 2014
Area Indoor Record AIR	National Indoor Record NIR	Personal Best PB	Season Best SB			

8 March 2014 12:16 START TIME

12:57 END TIME

PLACE	BIB	NAME	COUNTRY	DATE of BIRTH	ORDER	RESULT	1	2	3
1	822	Ivana ŠPANOVIC	SRB	10 May 90	12	6.77 Q	6.77		
2	798	Darya KLISHINA	RUS	15 Jan 91	2	6.76 Q SB	6.76		
3	675	Shara PROCTOR	GBR	16 Sep 88	1	6.69 q SB	6.41	6.69	-
4	659	Éloyse LESUEUR	FRA	15 Jul 88	4	6.63 q	X	6.59	6.63
5	765	Teresa DOBIJA	POL	09 Oct 82	13	6.62 q	6.62	X	-
6	669	Katarina JOHNSON-THOMPSON	GBR	09 Jan 93	10	6.60 q	6.55	6.55	6.60
7	869	Tori POLK	USA	21 Sep 83	11	6.53 q	6.53	6.49	-
8	827	Erica JARDER	SWE	02 Apr 86	8	6.50 q	6.35	6.40	6.50
9	617	Volha SUDARAVA	BLR	22 Feb 84	6	6.47	6.41	6.47	6.34
10	682	Sostene MOGUENARA-TAROUM	GER	17 Oct 89	5	6.44	6.44	X	X
11	837	Anna KORNUA	UKR	10 Nov 88	7	6.35	6.35	6.25	X
12	731	Lauma GRIVA	LAT	27 Oct 84	3	6.29 SB	X	6.29	6.17
13	850	Tori BOWIE	USA	27 Aug 90	9	6.12	6.05	X	6.12

ALL-TIME TOP LIST

RESULT	NAME	VENUE	DATE
7.37	Heike DRECHSLER (GDR)	Wien	13 Feb 88
7.30	Galina CHISTYAKOVA (URS)	Lipetsk	28 Jan 89
7.23	Brittney REESE (USA)	Istanbul	11 Mar 12
7.20	Larisa BEREZHNYAYA (URS)	Gomel	4 Feb 89
7.17	Yelena KHLOPOTNOVA (URS)	Kishinev	16 Feb 85
7.13	Jackie JOYNER-KERSEE (USA)	Atlanta, GA	5 Mar 94
7.09	Helqa RADTKE (GDR)	Berlin	24 Feb 85
7.09	Inessa KRAVETS (EUN)	Moskva	1 Feb 92
7.05	Iolanda CHEN (URS)	Gomel	4 Feb 89
7.03	Dawn BURRELL-CAMPBELL (USA)	Lisboa	10 Mar 01

SEASON TOP LIST

RESULT	NAME	VENUE	DATE
6.98	Svetlana BIRYUKOVA (RUS)	Moskva	12 Jan 14
6.95	Tori BOWIE (USA)	Naperville, IL	25 Jan 14
6.92	Ivana ŠPANOVIC (SRB)	Istanbul (Ataköy Arena)	22 Feb 14
6.86	Éloyse LESUEUR (FRA)	New York (Armory), NY	15 Feb 14
6.76	Darya KLISHINA (RUS)	Sopot	8 Mar 14
6.75	Yulia PIDLUZHNYAYA (RUS)	Chelyabinsk	19 Jan 14
6.75	Katarina JOHNSON-THOMPSON (GBR)	Sheffield	9 Feb 14
6.70	Tori POLK (USA)	Albuquerque	22 Feb 14
6.69	Olqa KUCHERENKO (RUS)	Volgograd	25 Jan 14
6.69	Shara PROCTOR (GBR)	Sopot	8 Mar 14



RESULTS



Triple Jump Women - Final

RECORDS	RESULT	NAME	COUNTRY	AGE	VENUE	DATE
World Indoor Record WIR	15.36	Tatyana LEBEDEVA	RUS	28	Budapest (SA)	6 Mar 2004
Championship Record CR	15.36	Tatyana LEBEDEVA	RUS	28	Budapest (SA)	6 Mar 2004
World Leading WL	14.65	Ekaterina KONEVA	RUS	26	Samara	30 Jan 2014
World Leading WL	14.65	Olga SALADUKHA	UKR	31	Sumy	21 Feb 2014
Area Indoor Record AIR	National Indoor Record NIR	Personal Best PB	Season Best SB			

Final

8 March 2014 18:05 START TIME

19:11 END TIME

PLACE	BIB	NAME	COUNTRY	DATE OF BIRTH	ORDER	RESULT	1	2	3	ORDER	4	5	6
1	801	Ekaterina KONEVA	RUS	25 Sep 88	7	14.46	13.96	14.46	14.07	8	X	14.30	X
2	844	Olga SALADUKHA	UKR	04 Jun 83	6	14.45	14.28	14.38	14.41	7	14.45	14.40	14.22
3	724	Kimberly WILLIAMS	JAM	03 Nov 88	3	14.39 SB	14.27	14.34	X	6	14.23	X	14.39
4	782	Patrícia MAMONA	POR	21 Nov 88	8	14.26	X	14.26	14.22	5	X	X	14.25
5	630	Yanmei LI	CHN	06 Feb 90	4	14.19 SB	14.19	13.77	X	4	13.53	13.90	13.81
6	613	Kseniya DZIATSUK	BLR	23 Apr 86	2	14.13	14.02	X	13.66	3	14.13	13.73	13.83
7	638	Yarianna MARTÍNEZ	CUB	20 Sep 84	5	13.99	13.90	13.88	13.90	2	13.99	X	13.66
8	824	Dana VELDÁKOVÁ	SVK	03 Jun 81	1	13.75	X	X	13.63	1	12.23	X	13.75

ALL-TIME TOP LIST

RESULT	NAME	VENUE	DATE
15.36	Tatyana LEBEDEVA (RUS)	Budapest (SA)	6 Mar 04
15.16	Ashia HANSEN (GBR)	Valencia, ESP	28 Feb 98
15.14	Olqa RYPAKOVA (KAZ)	Doha	13 Mar 10
15.08	Marija ŠESTAK (SLO)	Peania	13 Feb 08
15.05	Yarqeris SAVIGNE (CUB)	Valencia, ESP	8 Mar 08
15.03	Iolanda CHEN (RUS)	Barcelona	11 Mar 95
15.01	Inna LASOVSKAYA (RUS)	Paris-Bercy	8 Mar 97
15.00	Hrysopiyí DEVETZÍ (GRE)	Valencia, ESP	8 Mar 08
14.94	Iva PRANDZHEVA (BUL)	Maebashi	7 Mar 99
14.94	Cristina NICOLAU (ROU)	Bucuresti	5 Feb 00
14.94	Oksana UDMURTOVA (RUS)	Tartu	20 Feb 08

SEASON TOP LIST

RESULT	NAME	VENUE	DATE
14.65	Ekaterina KONEVA (RUS)	Samara	30 Jan 14
14.65	Olqa SALADUKHA (UKR)	Sumy	21 Feb 14
14.39	Kimberly WILLIAMS (JAM)	Sopot	8 Mar 14
14.36	Patrícia MAMONA (POR)	Pombal	23 Feb 14
14.34	Kseniya DZIATSUK (BLR)	Gomel	8 Feb 14
14.25	Irina GUMENYUK (RUS)	Sankt-Peterburg	25 Jan 14
14.24	Kristin GIERISCH (GER)	Chemnitz	19 Jan 14
14.19	Yanmei LI (CHN)	Sopot	8 Mar 14
14.10	Dana VELDÁKOVÁ (SVK)	Sopot	7 Mar 14
14.09	Irina KOSKO (RUS)	Sankt-Peterburg	25 Jan 14
14.09	Veronika MOSINA (RUS)	Sankt-Peterburg	8 Feb 14

RESULTS



Triple Jump Women - Qualification

With qualifying standard of 14.30 (Q) or at least the 8 best performers (q) advance to the Final

RECORDS	RESULT	NAME	COUNTRY	AGE	VENUE	DATE
World Indoor Record WIR	15.36	Tatyana LEBEDEVA	RUS	28	Budapest (SA)	6 Mar 2004
Championship Record CR	15.36	Tatyana LEBEDEVA	RUS	28	Budapest (SA)	6 Mar 2004
World Leading WL	14.65	Ekaterina KONEVA	RUS	26	Samara	30 Jan 2014
World Leading WL	14.65	Olga SALADUKHA	UKR	31	Sumy	21 Feb 2014
Area Indoor Record AIR	National Indoor Record NIR	Personal Best PB	Season Best SB			

7 March 2014 11:21 START TIME

11:55 END TIME

PLACE	BIB	NAME	COUNTRY	DATE OF BIRTH	ORDER	RESULT	1	2	3
1	724	Kimberly WILLIAMS	JAM	03 Nov 88	8	14.35 Q SB	14.35		
2	844	Olga SALADUKHA	UKR	04 Jun 83	2	14.31 Q	14.31		
3	801	Ekaterina KONEVA	RUS	25 Sep 88	5	14.20 q	14.13	14.20	14.20
4	824	Dana VELDÁKOVÁ	SVK	03 Jun 81	3	14.10 q SB	X	14.10	X
5	638	Yarianna MARTÍNEZ	CUB	20 Sep 84	6	14.04 q	13.78	14.03	14.04
6	613	Kseniya DZIATSUK	BLR	23 Apr 86	7	13.97 q	13.47	13.97	13.83
7	782	Patrícia MAMONA	POR	21 Nov 88	11	13.83 q	X	13.83	X
8	630	Yanmei LI	CHN	06 Feb 90	9	13.76 q	13.76	13.51	13.69
9	805	Veronika MOSINA	RUS	18 Oct 90	4	13.68	13.57	13.35	13.68
10	619	Keila COSTA	BRA	06 Feb 83	10	13.64	13.64	13.47	X
11	767	Anna JAGACIAK	POL	10 Feb 90	1	13.57	X	13.57	13.41

ALL-TIME TOP LIST

RESULT	NAME	VENUE	DATE
15.36	Tatyana LEBEDEVA (RUS)	Budapest (SA)	6 Mar 04
15.16	Ashia HANSEN (GBR)	Valencia, ESP	28 Feb 98
15.14	Olga RYPAKOVA (KAZ)	Doha	13 Mar 10
15.08	Marija ŠESTAK (SLO)	Peñía	13 Feb 08
15.05	Yarqeris SAVIGNE (CUB)	Valencia, ESP	8 Mar 08
15.03	Iolanda CHEN (RUS)	Barcelona	11 Mar 95
15.01	Inna LASOVSKAYA (RUS)	Paris-Bercy	8 Mar 97
15.00	Hrysopiýí DEVETZÍ (GRE)	Valencia, ESP	8 Mar 08
14.94	Iva PRANDZHEVA (BUL)	Maebashi	7 Mar 99
14.94	Cristina NICOLAU (ROU)	Bucuresti	5 Feb 00
14.94	Oksana UDMURTOVA (RUS)	Tartu	20 Feb 08

SEASON TOP LIST

RESULT	NAME	VENUE	DATE
14.65	Ekaterina KONEVA (RUS)	Samara	30 Jan 14
14.65	Olga SALADUKHA (UKR)	Sumy	21 Feb 14
14.36	Patrícia MAMONA (POR)	Pombal	23 Feb 14
14.35	Kimberly WILLIAMS (JAM)	Sopot	7 Mar 14
14.34	Kseniya DZIATSUK (BLR)	Gomel	8 Feb 14
14.25	Irina GUMENYUK (RUS)	Sankt-Peterburg	25 Jan 14
14.24	Kristin GIERISCH (GER)	Chemnitz	19 Jan 14
14.10	Dana VELDÁKOVÁ (SVK)	Sopot	7 Mar 14
14.09	Irina KOSKO (RUS)	Sankt-Peterburg	25 Jan 14
14.09	Veronika MOSINA (RUS)	Sankt-Peterburg	8 Feb 14



RESULTS



Shot Put Women - Final

RECORDS	RESULT	NAME	COUNTRY	AGE	VENUE	DATE
World Indoor Record WIR	22.50	Helena FIBINGEROVÁ	TCH	28	Jablonec nad Nisou	19 Feb 1977
Championship Record CR	20.85	Nadzeya OSTAPCHUK	BLR	30	Doha	14 Mar 2010
World Leading WL	20.67	Valerie ADAMS	NZL	30	Sopot	8 Mar 2014
Area Indoor Record AIR		National Indoor Record NIR		Personal Best PB		Season Best SB

Final

8 March 2014 18:49 START TIME

19:45 END TIME

PLACE	BIB	NAME	COUNTRY	DATE of BIRTH	ORDER	RESULT	1	2	3	ORDER	4	5	6
1	758	Valerie ADAMS	NZL	06 Oct 84	1	20.67 WL	20.06	20.41	X	8	20.10	20.67	20.16
2	686	Christina SCHWANITZ	GER	24 Dec 85	5	19.94	19.69	X	19.54	7	19.36	19.94	19.51
3	629	Lijiao GONG	CHN	24 Jan 89	4	19.24 SB	18.96	18.89	19.07	5	19.24	18.72	19.19
4	799	Evgeniia KOLODKO	RUS	22 Jul 90	7	19.11 SB	X	18.18	18.88	4	18.66	X	19.11
5	852	Michelle CARTER	USA	12 Oct 85	2	19.10 SB	X	19.10	X	6	18.63	18.64	X
6	695	Anita MÁRTON	HUN	15 Jan 89	3	18.17	18.17	17.73	18.06	3	17.99	X	18.05
7	615	Yuliya LEANTSUK	BLR	31 Jan 84	8	18.16	X	18.02	18.16	2	17.98	X	X
8	864	Jeneva MCCALL	USA	28 Oct 89	6	18.05	18.05	17.76	17.67	1	17.52	17.56	X

ALL-TIME TOP LIST

RESULT	NAME	VENUE	DATE
22.50	Helena FIBINGEROVÁ (TCH)	Jablonec nad Nisou	19 Feb 77
22.14	Natalya LIISOVSKAYA (URS)	Penza	7 Feb 87
21.70	Nadzeya OSTAPCHUK (BLR)	Mogilev	12 Feb 10
21.60	Valentina FEDYUSHINA (URS)	Simferopol	28 Dec 91
21.59	Itona BRIESENICK (GDR)	Berlin (DH)	24 Jan 79
21.46	Claudia LOSCH (FRG)	Zweibrücken	4 Feb 86
21.26	Ines MÜLLER (GDR)	Berlin (DH)	24 Feb 85
21.26	Natalya AKHRIMENKO (URS)	Leningrad	24 Jan 87
21.23	Marqitta PUFE (GDR)	Senftenberg	26 Feb 78
21.15	Irina KORZHANENKO (RUS)	Moskva	18 Feb 99

SEASON TOP LIST

RESULT	NAME	VENUE	DATE
20.67	Valerie ADAMS (NZL)	Sopot	8 Mar 14
20.05	Christina SCHWANITZ (GER)	Rochlitz	2 Feb 14
19.24	Lijiao GONG (CHN)	Sopot	8 Mar 14
19.11	Evgeniia KOLODKO (RUS)	Sopot	8 Mar 14
19.10	Michelle CARTER (USA)	Sopot	8 Mar 14
18.88	Anca HELTNE (ROU)	Bucuresti	15 Feb 14
18.85	Yuliya LEANTSUK (BLR)	Sopot	8 Mar 14
18.74	Alena KOPETS (BLR)	Mogilev	21 Feb 14
18.63	Anita MÁRTON (HUN)	Sopot	8 Mar 14
18.51	Tia BROOKS (USA)	Seattle, WA	1 Feb 14

RESULTS



Shot Put Women - Qualification

With qualifying standard of 18.70 (Q) or at least the 8 best performers (q) advance to the Final

RECORDS	RESULT	NAME	COUNTRY	AGE	VENUE	DATE
World Indoor Record WIR	22.50	Helena FIBINGEROVÁ	TCH	28	Jablonec nad Nisou	19 Feb 1977
Championship Record CR	20.85	Nadzeya OSTAPCHUK	BLR	30	Doha	14 Mar 2010
World Leading WL	20.11	Valerie ADAMS	NZL	30	Sopot	8 Mar 2014
Area Indoor Record AIR		National Indoor Record NIR		Personal Best PB	Season Best SB	

8 March 2014 10:33 START TIME

11:23 END TIME

PLACE	BIB	NAME	COUNTRY	DATE of BIRTH	ORDER	RESULT	1	2	3
1	758	Valerie ADAMS	NZL	06 Oct 84	12	20.11 Q WL	20.11		
2	686	Christina SCHWANITZ	GER	24 Dec 85	9	19.73 Q	18.58	19.73	
3	615	Yuliya LEANTSIIUK	BLR	31 Jan 84	8	18.85 Q SB	18.85		
4	852	Michelle CARTER	USA	12 Oct 85	7	18.79 Q SB	18.79		
5	695	Anita MÁRTON	HUN	15 Jan 89	17	18.63 q PB	17.69	18.37	18.63
6	629	Lijiao GONG	CHN	24 Jan 89	14	18.60 q SB	18.55	18.59	18.60
7	799	Evgeniia KOLODKO	RUS	22 Jul 90	13	18.32 q	18.32	X	X
8	864	Jeneva MCCALL	USA	28 Oct 89	15	18.20 q	X	17.95	18.20
9	815	Irina TARASOVA	RUS	15 Apr 87	10	18.11	18.11	17.81	18.07
10	614	Alena KOPETS	BLR	14 Feb 88	6	17.73	17.73	X	X
11	785	Anca HELTNE	ROU	01 Jan 78	1	17.35	X	17.35	X
12	710	Chiara ROSA	ITA	28 Jan 83	4	17.31	17.31	X	17.05
13	628	Natalia DUCÓ	CHI	31 Jan 89	5	17.24 NIR	17.07	16.99	17.24
14	648	Úrsula RUIZ	ESP	11 Aug 83	19	17.16	17.16	17.08	X
15	688	Josephine TERLECKI	GER	17 Feb 86	16	17.11	16.76	16.94	17.11
16	835	Olga GOLODNA	UKR	14 Nov 91	2	17.11	17.11	X	X
17	841	Galyna OBLESHCHUK	UKR	23 Feb 89	11	16.74	X	16.74	16.36
18	624	Radoslava MAVRODIEVA	BUL	13 Mar 87	18	16.48	X	16.37	16.48
19	828	Chia-Ying LIN	TPE	05 Nov 82	3	16.31	15.87	X	16.31

ALL-TIME TOP LIST

RESULT	NAME	VENUE	DATE
22.50	Helena FIBINGEROVÁ (TCH)	Jablonec nad Nisou	19 Feb 77
22.14	Natalya LISOVSKAYA (URS)	Penza	7 Feb 87
21.70	Nadzeya OSTAPCHUK (BLR)	Mogilev	12 Feb 10
21.60	Valentina FEDYUSHINA (URS)	Simferopol	28 Dec 91
21.59	Itona BRIESENICK (GDR)	Berlin (DH)	24 Jan 79
21.46	Claudia LOSCH (FRG)	Zweibrücken	4 Feb 86
21.26	Ines MÜLLER (GDR)	Berlin (DH)	24 Feb 85
21.26	Natalya AKHRIMENKO (URS)	Leningrad	24 Jan 87
21.23	Marqitta PUFE (GDR)	Senftenberg	26 Feb 78
21.15	Irina KORZHANENKO (RUS)	Moskva	18 Feb 99

SEASON TOP LIST

RESULT	NAME	VENUE	DATE
20.11	Valerie ADAMS (NZL)	Sopot	8 Mar 14
20.05	Christina SCHWANITZ (GER)	Rochlitz	2 Feb 14
18.88	Anca HELTNE (ROU)	Bucuresti	15 Feb 14
18.88	Evgeniia KOLODKO (RUS)	Moskva (CSKA)	18 Feb 14
18.85	Yuliya LEANTSIIUK (BLR)	Sopot	8 Mar 14
18.79	Michelle CARTER (USA)	Sopot	8 Mar 14
18.74	Alena KOPETS (BLR)	Mogilev	21 Feb 14
18.63	Anita MÁRTON (HUN)	Sopot	8 Mar 14
18.60	Lijiao GONG (CHN)	Sopot	8 Mar 14
18.51	Tia BROOKS (USA)	Seattle, WA	1 Feb 14

RESULTS



4 x 400 Metres Relay Women - Final

RUSSIA REINSTATED BY THE JURY OF APPEAL

RECORDS	RESULT	TEAM	COUNTRY	VENUE	DATE
World Indoor Record WIR	3:23.37	Russia	RUS	Glasgow	28 Jan 2006
Championship Record CR	3:23.88	Russia	RUS	Budapest (SA)	7 Mar 2004
World Leading WL	3:24.83	United States	USA	Sopot	9 Mar 2014
Area Indoor Record AIR	National Indoor Record NIR		Personal Best PB	Season Best SB	

Final

9 March 2014 17:41 START TIME

PLACE	TEAM	BIB	LANE	REACTION	RESULT	Fn
1	UNITED STATES 858 Natasha HASTINGS 847 Joanna ATKINS 865 Francena MCCORORY 877 Cassandra TATE	USA	5	0.211	3:24.83	WL
2	JAMAICA 715 Patricia HALL 718 Anneisha MCLAUGHLIN 719 Kaliese SPENCER 720 Stephenie Ann MCPHERSON	JAM	3		3:26.54	NIR
3	GREAT BRITAIN & N.I. 666 Eilidh CHILD 663 Shana COX 661 Margaret ADEOYE 665 Christine OHURUOGU	GBR	6	0.188	3:27.90	SB
4	RUSSIA 811 Olga TOVARNOVA 810 Alena TAMKOVA 809 Yuliya TEREKHOVA 807 Kseniya RYZHOVA	RUS	4	0.235	3:28.39	SB
5	POLAND 774 Ewelina PTAK 766 Malgorzata HOLUB 777 Patrycja WYCISZKIEWICZ 776 Justyna SWIETY	POL	1	0.186	3:29.89	
6	NIGERIA 752 Omolara OMOTOSO 751 Folasade ABUGAN 753 Bukola ABOGUNLOKO 754 Patience Okon GEORGE	NGR	2	0.222	3:31.59	

INTERMEDIATE TIMES	400m	800m	1200m
	UNITED STATES	UNITED STATES	UNITED STATES
	51.95	1:42.80	2:33.16

ALL-TIME TOP LIST				SEASON TOP LIST			
RESULT	TEAM	VENUE	DATE	RESULT	TEAM	VENUE	DATE
3:23.37	RUSSIA (RUS)	Glasgow	28 Jan 06	3:24.83	UNITED STATES (USA)	Sopot	9 Mar 14
3:24.83	UNITED STATES (USA)	Sopot	9 Mar 14	3:26.54	JAMAICA (JAM)	Sopot	9 Mar 14
3:26.54	JAMAICA (JAM)	Sopot	9 Mar 14	3:27.90	GREAT BRITAIN & N.I. (GBR)	Sopot	9 Mar 14
3:26.87	AUSTRALIA (AUS)	Maebashi	7 Mar 99	3:28.39	RUSSIA (RUS)	Sopot	9 Mar 14
3:27.22	GERMANY (GER)	Sevilla	10 Mar 91	3:29.48	POLAND (POL)	Sopot	8 Mar 14
3:27.56	GREAT BRITAIN & N.I. (GBR)	Göteborg [Scandinavium]	3 Mar 13	3:29.67	NIGERIA (NGR)	Sopot	8 Mar 14
3:27.83	BELARUS (BLR)	Birmingham, GBR	4 Mar 07	3:31.99	ITALY (ITA)	Sopot	8 Mar 14
3:27.95	USSR (URS)	Sevilla	10 Mar 91	3:38.18	ROMANIA (ROU)	Sopot	8 Mar 14
3:28.47	CZECH REPUBLIC (CZE)	Paris-Bercy	9 Mar 97				
3:28.71	FRANCE (FRA)	Göteborg [Scandinavium]	3 Mar 13				

RESULT PROGRESSION



4 x 400 Metres Relay Women - Final

RUSSIA REINSTATED BY THE JURY OF APPEAL

RECORDS	RESULT	TEAM	COUNTRY	VENUE	DATE
World Indoor Record WIR	3:23.37	Russia	RUS	Glasgow	28 Jan 2006
Championship Record CR	3:23.88	Russia	RUS	Budapest (SA)	7 Mar 2004
World Leading WL	3:24.83	United States	USA	Sopot	9 Mar 2014
Area Indoor Record AIR		National Indoor Record NIR		Personal Best PB	Season Best SB

9 March 2014

RANK	BIB	TEAM	PHASE	HEAT	LANE	PLACE	RESULT	
1	USA	UNITED STATES	Final	1	5	1	3:24.83	WL
			Round 1	2	5	1	3:29.06 Q	WL
2	JAM	JAMAICA	Final	1	3	2	3:26.54	NIR
			Round 1	2	3	2	3:29.43 Q	NIR
3	GBR	GREAT BRITAIN & N.I.	Final	1	6	3	3:27.90	SB
			Round 1	1	6	5	3:30.60 Q	SB
4	RUS	RUSSIA	Final	1	4	4	3:28.39	SB
			Round 1	1	5	6	3:30.87 Q	SB
5	POL	POLAND	Final	1	1	5	3:29.89	
			Round 1	2	6	3	3:29.48 q	SB
6	NGR	NIGERIA	Final	1	2	6	3:31.59	
			Round 1	2	4	4	3:29.67 q	AIR

ALL-TIME TOP LIST				SEASON TOP LIST			
RESULT	TEAM	VENUE	DATE	RESULT	TEAM	VENUE	DATE
3:23.37	RUSSIA (RUS)	Glasgow	28 Jan 06	3:24.83	UNITED STATES (USA)	Sopot	9 Mar 14
3:24.83	UNITED STATES (USA)	Sopot	9 Mar 14	3:26.54	JAMAICA (JAM)	Sopot	9 Mar 14
3:26.54	JAMAICA (JAM)	Sopot	9 Mar 14	3:27.90	GREAT BRITAIN & N.I. (GBR)	Sopot	9 Mar 14
3:26.87	AUSTRALIA (AUS)	Maebashi	7 Mar 99	3:28.39	RUSSIA (RUS)	Sopot	9 Mar 14
3:27.22	GERMANY (GER)	Sevilla	10 Mar 91	3:29.48	POLAND (POL)	Sopot	8 Mar 14
3:27.56	GREAT BRITAIN & N.I. (GBR)	Göteborg (Scandinavian)	3 Mar 13	3:29.67	NIGERIA (NGR)	Sopot	8 Mar 14
3:27.83	BELARUS (BLR)	Birmingham, GBR	4 Mar 07	3:31.99	ITALY (ITA)	Sopot	8 Mar 14
3:27.95	USSR (URS)	Sevilla	10 Mar 91	3:38.18	ROMANIA (ROU)	Sopot	8 Mar 14
3:28.47	CZECH REPUBLIC (CZE)	Paris-Bercy	9 Mar 97				
3:28.71	FRANCE (FRA)	Göteborg (Scandinavian)	3 Mar 13				



RESULTS



4 x 400 Metres Relay Women - Round 1

First 2 in each heat (Q) and the next 2 fastest (q) advance to the Final

RECORDS	RESULT	TEAM	COUNTRY	VENUE	DATE
World Indoor Record WIR	3:23.37	Russia	RUS	Glasgow	28 Jan 2006
Championship Record CR	3:23.88	Russia	RUS	Budapest (SA)	7 Mar 2004
World Leading WL	3:29.06	United States	USA	Sopot	8 Mar 2014
Area Indoor Record AIR		National Indoor Record NIR		Personal Best PB	Season Best SB

Heat 1

2

8 March 2014 12:18 START TIME

PLACE	TEAM	BIB	LANE	REACTION	RESULT	Q	SB	NIR	Fn
1	GREAT BRITAIN & N.I.	GBR	6	0.224	3:30.60	Q	SB		
	666 Eilidh CHILD								
	663 Shana COX								
	667 Victoria OHURUOGU								
	665 Christine OHURUOGU								
2	RUSSIA	RUS	5	0.264	3:30.87	Q	SB		
	811 Olga TOVARNOVA								
	808 Irina DAVYDOVA								
	809 Yuliya TEREKHOVA								
	806 Natalya NAZAROVA								
3	ITALY	ITA	3	0.211	3:31.99			NIR	
	705 Maria Enrica SPACCA								
	707 Elena Maria BONFANTI								
	704 Marta MILANI								
	706 Chiara BAZZONI								
4	ROMANIA	ROU	4	0.240	3:38.18			SB	
	788 Adelina PASTOR								
	790 Alina Andreea PANAINTE								
	787 Sanda BELGYAN								
	789 Bianca RAZOR								

INTERMEDIATE TIMES	400m	800m	1200m
	GREAT BRITAIN & N.I.	52.36	
	GREAT BRITAIN & N.I.	1:44.25	
	GREAT BRITAIN & N.I.	2:36.99	





RESULTS
4 x 400 Metres Relay Women - Round 1

Heat 2 **2**

8 March 2014 12:30 START TIME

PLACE	TEAM	BIB	LANE	REACTION	RESULT	Q	Fn
1	UNITED STATES 858 Natasha HASTINGS 876 Jernail HAYES 875 Monica HARGROVE 877 Cassandra TATE	USA	5	0.181	3:29.06	Q	WL
2	JAMAICA 721 Verone CHAMBERS 718 Anneisha MCLAUGHLIN 714 Natoya GOULE 720 Stephenie Ann MCPHERSON	JAM	3	0.190	3:29.43	Q	NIR
3	POLAND 774 Ewelina PTAK 777 Patrycja WYCISZKIEWICZ 775 Joanna LINKIEWICZ 766 Malgorzata HOLUB	POL	6	0.226	3:29.48	q	SB
4	NIGERIA 752 Omolara OMOTOSO 754 Patience Okon GEORGE 753 Bukola ABOGUNLOKO 751 Folasade ABUGAN	NGR	4	0.216	3:29.67	q	AIR

INTERMEDIATE TIMES	400m	800m	1200m
	UNITED STATES	52.43	
	UNITED STATES	1:45.01	
	UNITED STATES	2:37.24	

ALL-TIME TOP LIST				SEASON TOP LIST			
RESULT	TEAM	VENUE	DATE	RESULT	TEAM	VENUE	DATE
3:23.37	RUSSIA (RUS)	Glasgow	28 Jan 06	3:29.06	UNITED STATES (USA)	Sopot	8 Mar 14
3:26.87	AUSTRALIA (AUS)	Maebashi	7 Mar 99	3:29.43	JAMAICA (JAM)	Sopot	8 Mar 14
3:27.22	GERMANY (GER)	Sevilla	10 Mar 91	3:29.48	POLAND (POL)	Sopot	8 Mar 14
3:27.34	UNITED STATES (USA)	Doha	14 Mar 10	3:29.67	NIGERIA (NGR)	Sopot	8 Mar 14
3:27.56	GREAT BRITAIN & N.I. (GBR)	Göteborg (Scandinavianum)	3 Mar 13	3:30.60	GREAT BRITAIN & N.I. (GBR)	Sopot	8 Mar 14
3:27.83	BELARUS (BLR)	Birmingham, GBR	4 Mar 07	3:30.87	RUSSIA (RUS)	Sopot	8 Mar 14
3:27.95	USSR (URS)	Sevilla	10 Mar 91	3:31.99	ITALY (ITA)	Sopot	8 Mar 14
3:28.47	CZECH REPUBLIC (CZE)	Paris-Bercy	9 Mar 97	3:38.18	ROMANIA (ROU)	Sopot	8 Mar 14
3:28.71	FRANCE (FRA)	Göteborg (Scandinavianum)	3 Mar 13				
3:28.95	POLAND (POL)	Moskva	12 Mar 06				



SUMMARY



4 x 400 Metres Relay Women - Round 1

First 2 in each heat (Q) and the next 2 fastest (q) advance to the Final

RECORDS	RESULT	TEAM	COUNTRY	VENUE	DATE
World Indoor Record WIR	3:23.37	Russia	RUS	Glasgow	28 Jan 2006
Championship Record CR	3:23.88	Russia	RUS	Budapest (SA)	7 Mar 2004
World Leading WL	3:29.06	United States	USA	Sopot	8 Mar 2014
Area Indoor Record AIR	National Indoor Record NIR	Personal Best PB	Season Best SB		

8 March 2014

RANK	PLACE	HEAT	LANE	BIB	TEAM	REACTION	RESULT	
1	1	2	5	USA	UNITED STATES	0.181	3:29.06 Q	WL
2	2	2	3	JAM	JAMAICA	0.190	3:29.43 Q	NIR
3	3	2	6	POL	POLAND	0.226	3:29.48 q	SB
4	4	2	4	NGR	NIGERIA	0.216	3:29.67 q	AIR
5	1	1	6	GBR	GREAT BRITAIN & N.I.	0.224	3:30.60 Q	SB
6	2	1	5	RUS	RUSSIA	0.264	3:30.87 Q	SB
7	3	1	3	ITA	ITALY	0.211	3:31.99	NIR
8	4	1	4	ROU	ROMANIA	0.240	3:38.18	SB

ALL-TIME TOP LIST				SEASON TOP LIST			
RESULT	TEAM	VENUE	DATE	RESULT	TEAM	VENUE	DATE
3:23.37	RUSSIA (RUS)	Glasgow	28 Jan 06	3:29.06	UNITED STATES (USA)	Sopot	8 Mar 14
3:26.87	AUSTRALIA (AUS)	Maebashi	7 Mar 99	3:29.43	JAMAICA (JAM)	Sopot	8 Mar 14
3:27.22	GERMANY (GER)	Sevilla	10 Mar 91	3:29.48	POLAND (POL)	Sopot	8 Mar 14
3:27.34	UNITED STATES (USA)	Doha	14 Mar 10	3:29.67	NIGERIA (NGR)	Sopot	8 Mar 14
3:27.56	GREAT BRITAIN & N.I. (GBR)	Göteborg (Scandinaviu)	3 Mar 13	3:30.60	GREAT BRITAIN & N.I. (GBR)	Sopot	8 Mar 14
3:27.83	BELARUS (BLR)	Birmingham, GBR	4 Mar 07	3:30.87	RUSSIA (RUS)	Sopot	8 Mar 14
3:27.95	USSR (URS)	Sevilla	10 Mar 91	3:31.99	ITALY (ITA)	Sopot	8 Mar 14
3:28.47	CZECH REPUBLIC (CZE)	Paris-Bercy	9 Mar 97	3:38.18	ROMANIA (ROU)	Sopot	8 Mar 14
3:28.71	FRANCE (FRA)	Göteborg (Scandinaviu)	3 Mar 13				
3:28.95	POLAND (POL)	Moskva	12 Mar 06				



RESULTS



60 Metres Hurdles Women - Pentathlon

RECORDS	RESULT	NAME	COUNTRY	AGE	VENUE	DATE	
World Indoor Record	WIR	5013 Natallia DOBRYNSKA	UKR	30	Istanbul	9 Mar 2012	
World Pen. Indoor Best	WPIB	7.91 Jessica ENNIS-HILL	GBR	26	Istanbul	9 Mar 2012	
Championship Record	CR	5013 Natallia DOBRYNSKA	UKR	30	Istanbul	9 Mar 2012	
Championship Pen. Best	CPB	7.91 Jessica ENNIS-HILL	GBR	26	Istanbul	9 Mar 2012	
World Leading	WL	4805 Sharon DAY-MONROE	USA	29	Albuquerque	21 Feb 2014	
Area Indoor Record	AIR	National Indoor Record	NIR	Personal Best	PB	Season Best	SB

7 March 2014 11:58 START TIME

PLACE	BIB	NAME	COUNTRY	DATE of BIRTH	LANE	RESULT	REACTION	Fn	POINTS	TOTAL
1	626	Brianne THEISEN EATON	CAN	18 Dec 88	5	8.13	PB	0.157	1100	1100
2	840	Ganna MELNICHENKO	UKR	24 Apr 83	6	8.18	PB	0.136	1088	1088
3	741	Nadine BROERSEN	NED	29 Apr 90	8	8.32	PB	0.186	1057	1057
4	854	Sharon DAY-MONROE	USA	09 Jun 85	1	8.43	PB	0.213	1032	1032
5	683	Claudia RATH	GER	25 Apr 86	2	8.43	PB	0.220	1032	1032
6	779	Karolina TYMINSKA	POL	04 Oct 84	4	8.50		0.154	1017	1017
7	834	Alina FYODOROVA	UKR	31 Jul 89	7	8.52	PB	0.162	1013	1013
8	616	Yana MAKSIMAVA	BLR	09 Jan 89	3	8.75		0.122	963	963



PENTATHLON SUMMARY AFTER 1 EVENT

RECORDS	RESULT	NAME	COUNTRY	AGE	VENUE	DATE
World Indoor Record WIR	5013	Natallia DOBRYNSKA	UKR	30	Istanbul	9 Mar 2012
Championship Record CR	5013	Natallia DOBRYNSKA	UKR	30	Istanbul	9 Mar 2012
World Leading WL	4805	Sharon DAY-MONROE	USA	29	Albuquerque	21 Feb 2014

7 March 2014



PLACE	BIB	NAME	COUNTRY	POINTS	POINTS BEHIND LEADER	60 Metres Hurdles	High Jump	Shot Put	Long Jump	800 Metres
1	626	Brianne THEISEN EATON	CAN	1100		8.13 1100 (1)				
2	840	Ganna MELNICHENKO	UKR	1088	-12	8.18 1088 (2)				
3	741	Nadine BROERSEN	NED	1057	-43	8.32 1057 (3)				
4	683	Claudia RATH	GER	1032	-68	8.43 1032 (4)				
4	854	Sharon DAY-MONROE	USA	1032	-68	8.43 1032 (4)				
6	779	Karolina TYMINSKA	POL	1017	-83	8.50 1017 (6)				
7	834	Alina FODOROVA	UKR	1013	-87	8.52 1013 (7)				
8	616	Yana MAKSIMAVA	BLR	963	-137	8.75 963 (8)				



RESULTS



High Jump Women - Pentathlon

RECORDS	RESULT	NAME	COUNTRY	AGE	VENUE	DATE	
World Indoor Record	WIR	5013 Natallia DOBRYNSKA	UKR	30	Istanbul	9 Mar 2012	
World Pen. Indoor Best	WPIB	1.99 Tia HELLEBAUT	BEL	30	Valencia, ESP	7 Mar 2008	
Championship Record	CR	5013 Natallia DOBRYNSKA	UKR	30	Istanbul	9 Mar 2012	
Championship Pen. Best	CPB	1.99 Tia HELLEBAUT	BEL	30	Valencia, ESP	7 Mar 2008	
World Leading	WL	4805 Sharon DAY-MONROE	USA	29	Albuquerque	21 Feb 2014	
Area Indoor Record	AIR	National Indoor Record	NIR	Personal Best	PB	Season Best	SB

7 March 2014 12:36 START TIME

13:47 END TIME

PLACE	BIB	NAME	COUNTRY	DATE of BIRTH	ORDER	RESULT		1.63	1.66	1.69	1.72	1.75	1.78	1.81	1.84	1.87	1.90	1.93	POINTS	TOTAL
								1.96												
1	741	Nadine BROERSEN	NED	29 Apr 90	5	1.93	NIR	-	-	-	-	0	0	0	0	0	0	XO	1145	2202
2	616	Yana MAKSIMAVA	BLR	09 Jan 89	6	1.87		XXX					0	0	XXO	0	XXX		1067	2030
3	834	Alina FODOROVA	UKR	31 Jul 89	1	1.84	SB	0	0	0	0	0	XO	XO	0	XXX			1029	2042
4	854	Sharon DAY-MONROE	USA	09 Jun 85	4	1.84		-	-	-	0	0	0	0	XO	XXX			1029	2061
5	626	Brianne THEISEN EATON	CAN	18 Dec 88	8	1.84	SB	-	-	-	0	0	XXO	0	XO	XXX			1029	2129
6	840	Ganna MELNICHENKO	UKR	24 Apr 83	2	1.81	SB	-	-	-	0	0	0	0	XXX				991	2079
7	683	Claudia RATH	GER	25 Apr 86	3	1.78	SB	-	0	0	0	0	XXO	XXX					953	1985
8	779	Karolina TYMINSKA	POL	04 Oct 84	7	1.75	SB	0	0	0	0	XXO	XXX						916	1933



PENTATHLON SUMMARY AFTER 2 EVENTS

RECORDS	RESULT	NAME	COUNTRY	AGE	VENUE	DATE
World Indoor Record WIR	5013	Natallia DOBRYNSKA	UKR	30	Istanbul	9 Mar 2012
Championship Record CR	5013	Natallia DOBRYNSKA	UKR	30	Istanbul	9 Mar 2012
World Leading WL	4805	Sharon DAY-MONROE	USA	29	Albuquerque	21 Feb 2014

7 March 2014



PLACE	BIB	NAME	COUNTRY	POINTS	POINTS BEHIND LEADER	60 Metres Hurdles	High Jump	Shot Put	Long Jump	800 Metres
1	741	Nadine BROERSEN	NED	2202		8.32 1057 (3)	1.93 1145 (1) 2202 (1)			
2	626	Brianne THEISEN EATON	CAN	2129	-73	8.13 1100 (1)	1.84 1029 (5) 2129 (2)			
3	840	Ganna MELNICHENKO	UKR	2079	-123	8.18 1088 (2)	1.81 991 (6) 2079 (3)			
4	854	Sharon DAY-MONROE	USA	2061	-141	8.43 1032 (4)	1.84 1029 (4) 2061 (4)			
5	834	Alina FODOROVA	UKR	2042	-160	8.52 1013 (7)	1.84 1029 (3) 2042 (5)			
6	616	Yana MAKSIMAVA	BLR	2030	-172	8.75 963 (8)	1.87 1067 (2) 2030 (6)			
7	683	Claudia RATH	GER	1985	-217	8.43 1032 (4)	1.78 953 (7) 1985 (7)			
8	779	Karolina TYMINSKA	POL	1933	-269	8.50 1017 (6)	1.75 916 (8) 1933 (8)			



RESULTS



Shot Put Women - Pentathlon

RECORDS	RESULT	NAME	COUNTRY	AGE	VENUE	DATE	
World Indoor Record	WIR	5013 Natallia DOBRYNSKA	UKR	30	Istanbul	9 Mar 2012	
World Pen. Indoor Best	WPIB	20.27 Eva WILMS	FRG	25	Berlin	30 Jan 1977	
Championship Record	CR	5013 Natallia DOBRYNSKA	UKR	30	Istanbul	9 Mar 2012	
Championship Pen. Best	CPB	17.18 Natallia DOBRYNSKA	UKR	26	Valencia, ESP	7 Mar 2008	
World Leading	WL	4805 Sharon DAY-MONROE	USA	29	Albuquerque	21 Feb 2014	
Area Indoor Record	AIR	National Indoor Record	NIR	Personal Best	PB	Season Best	SB

7 March 2014 14:17 START TIME

14:41 END TIME


PLACE	BIB	NAME	COUNTRY	DATE of BIRTH	ORDER	RESULT	1	2	3	POINTS	TOTAL
1	834	Alina FODOROVA	UKR	31 Jul 89	4	15.05	14.28	15.05	15.05	864	2906
2	854	Sharon DAY-MONROE	USA	09 Jun 85	3	14.95	14.85	X	14.95	858	2919
3	616	Yana MAKSIMAVA	BLR	09 Jan 89	6	14.93 SB	14.93	X	14.59	856	2886
4	741	Nadine BROERSEN	NED	29 Apr 90	1	14.59	14.59	X	X	833	3035
5	779	Karolina TYMINSKA	POL	04 Oct 84	8	14.36	12.50	13.68	14.36	818	2751
6	626	Brianne THEISEN EATON	CAN	18 Dec 88	2	13.86 PB	13.86	13.48	X	785	2914
7	683	Claudia RATH	GER	25 Apr 86	5	13.66 PB	13.66	13.35	13.11	771	2756
8	840	Ganna MELNICHENKO	UKR	24 Apr 83	7	13.02	13.02	X	X	729	2808



PENTATHLON SUMMARY AFTER 3 EVENTS

RECORDS	RESULT	NAME	COUNTRY	AGE	VENUE	DATE
World Indoor Record WIR	5013	Natallia DOBRYNSKA	UKR	30	Istanbul	9 Mar 2012
Championship Record CR	5013	Natallia DOBRYNSKA	UKR	30	Istanbul	9 Mar 2012
World Leading WL	4805	Sharon DAY-MONROE	USA	29	Albuquerque	21 Feb 2014

7 March 2014



PLACE	BIB	NAME	COUNTRY	POINTS	POINTS BEHIND LEADER	60 Metres Hurdles	High Jump	Shot Put	Long Jump	800 Metres
1	741	Nadine BROERSEN	NED	3035		8.32 1057 (3)	1.93 1145 (1) 2202 (1)	14.59 833 (4) 3035 (1)		
2	854	Sharon DAY-MONROE	USA	2919	-116	8.43 1032 (4)	1.84 1029 (4) 2061 (4)	14.95 858 (2) 2919 (2)		
3	626	Brianne THEISEN EATON	CAN	2914	-121	8.13 1100 (1)	1.84 1029 (5) 2129 (2)	13.86 785 (6) 2914 (3)		
4	834	Alina FODOROVA	UKR	2906	-129	8.52 1013 (7)	1.84 1029 (3) 2042 (5)	15.05 864 (1) 2906 (4)		
5	616	Yana MAKSIMAVA	BLR	2886	-149	8.75 963 (8)	1.87 1067 (2) 2030 (6)	14.93 856 (3) 2886 (5)		
6	840	Ganna MELNICHENKO	UKR	2808	-227	8.18 1088 (2)	1.81 991 (6) 2079 (3)	13.02 729 (8) 2808 (6)		
7	683	Claudia RATH	GER	2756	-279	8.43 1032 (4)	1.78 953 (7) 1985 (7)	13.66 771 (7) 2756 (7)		
8	779	Karolina TYMINSKA	POL	2751	-284	8.50 1017 (6)	1.75 916 (8) 1933 (8)	14.36 818 (5) 2751 (8)		



RESULTS



Long Jump Women - Pentathlon

RECORDS	RESULT	NAME	COUNTRY	AGE	VENUE	DATE	
World Indoor Record	WIR	5013 Natallia DOBRYNSKA	UKR	30	Istanbul	9 Mar 2012	
World Pen. Indoor Best	WPIB	6.81 Nadine DEBOIS	FRA	25	Paris (INSEP)	8 Mar 1986	
Championship Record	CR	5013 Natallia DOBRYNSKA	UKR	30	Istanbul	9 Mar 2012	
Championship Pen. Best	CPB	6.69 Natallia SAZANOVICH	BLR	28	Lisboa	9 Mar 2001	
World Leading	WL	4805 Sharon DAY-MONROE	USA	29	Albuquerque	21 Feb 2014	
Area Indoor Record	AIR	National Indoor Record	NIR	Personal Best	PB	Season Best	SB

7 March 2014 18:00 START TIME

18:34 END TIME


PLACE	BIB	NAME	COUNTRY	DATE of BIRTH	ORDER	RESULT	1	2	3	POINTS	TOTAL
1	683	Claudia RATH	GER	25 Apr 86	7	6.37	X	6.37	6.25	965	3721
2	840	Ganna MELNICHENKO	UKR	24 Apr 83	2	6.27 SB	5.93	X	6.27	934	3742
3	834	Alina FODOROVA	UKR	31 Jul 89	5	6.26	6.04	6.26	6.16	930	3836
4	741	Nadine BROERSEN	NED	29 Apr 90	1	6.17 SB	6.00	6.17	5.79	902	3937
5	626	Brianne THEISEN EATON	CAN	18 Dec 88	6	6.13	X	X	6.13	890	3804
6	779	Karolina TYMINSKA	POL	04 Oct 84	3	6.07	X	6.07	X	871	3622
7	854	Sharon DAY-MONROE	USA	09 Jun 85	8	5.94	5.82	5.81	5.94	831	3750
8	616	Yana MAKSIMAVA	BLR	09 Jan 89	4	5.90	X	5.90	4.01	819	3705



PENTATHLON SUMMARY AFTER 4 EVENTS

RECORDS	RESULT	NAME	COUNTRY	AGE	VENUE	DATE
World Indoor Record WIR	5013	Natallia DOBRYNSKA	UKR	30	Istanbul	9 Mar 2012
Championship Record CR	5013	Natallia DOBRYNSKA	UKR	30	Istanbul	9 Mar 2012
World Leading WL	4805	Sharon DAY-MONROE	USA	29	Albuquerque	21 Feb 2014

7 March 2014



PLACE	BIB	NAME	COUNTRY	POINTS	POINTS BEHIND LEADER	60 Metres Hurdles	High Jump	Shot Put	Long Jump	800 Metres
1	741	Nadine BROERSEN	NED	3937		8.32 1057 (3)	1.93 1145 (1) 2202 (1)	14.59 833 (4) 3035 (1)	6.17 902 (4) 3937 (1)	
2	834	Alina FODOROVA	UKR	3836	-101	8.52 1013 (7)	1.84 1029 (3) 2042 (5)	15.05 864 (1) 2906 (4)	6.26 930 (3) 3836 (2)	
3	626	Brianne THEISEN EATON	CAN	3804	-133	8.13 1100 (1)	1.84 1029 (5) 2129 (2)	13.86 785 (6) 2914 (3)	6.13 890 (5) 3804 (3)	
4	854	Sharon DAY-MONROE	USA	3750	-187	8.43 1032 (4)	1.84 1029 (4) 2061 (4)	14.95 858 (2) 2919 (2)	5.94 831 (7) 3750 (4)	
5	840	Ganna MELNICHENKO	UKR	3742	-195	8.18 1088 (2)	1.81 991 (6) 2079 (3)	13.02 729 (8) 2808 (6)	6.27 934 (2) 3742 (5)	
6	683	Claudia RATH	GER	3721	-216	8.43 1032 (4)	1.78 953 (7) 1985 (7)	13.66 771 (7) 2756 (7)	6.37 965 (1) 3721 (6)	
7	616	Yana MAKSIMAVA	BLR	3705	-232	8.75 963 (8)	1.87 1067 (2) 2030 (6)	14.93 856 (3) 2886 (5)	5.90 819 (8) 3705 (7)	
8	779	Karolina TYMINSKA	POL	3622	-315	8.50 1017 (6)	1.75 916 (8) 1933 (8)	14.36 818 (5) 2751 (8)	6.07 871 (6) 3622 (8)	



RESULTS



800 Metres Women - Pentathlon

RECORDS	RESULT	NAME	COUNTRY	AGE	VENUE	DATE	
World Indoor Record	WIR	5013 Natallia DOBRYNSKA	UKR	30	Istanbul	9 Mar 2012	
World Pen. Indoor Best	WPIB	2:04.42 Ester GOOSSENS	NED	25	Frankfurt-Kalbach	9 Feb 1997	
Championship Record	CR	5013 Natallia DOBRYNSKA	UKR	30	Istanbul	9 Mar 2012	
Championship Pen. Best	CPB	2:08.09 Jessica ENNIS-HILL	GBR	26	Istanbul	9 Mar 2012	
World Leading	WL	4830 Nadine BROERSEN	NED	24	Sopot	7 Mar 2014	
Area Indoor Record	AIR	National Indoor Record	NIR	Personal Best	PB	Season Best	SB

7 March 2014 20:11 START TIME

PLACE	BIB	NAME	COUNTRY	DATE of BIRTH	LANE	RESULT	POINTS	TOTAL
1	854	Sharon DAY-MONROE	USA	09 Jun 85	5	2:09.80 PB	968	4718
2	626	Brianne THEISEN EATON	CAN	18 Dec 88	6	2:10.07 PB	964	4768
3	683	Claudia RATH	GER	25 Apr 86	1	2:10.29 PB	960	4681
4	616	Yana MAKSIMAVA	BLR	09 Jan 89	2	2:11.28 PB	946	4651
5	779	Karolina TYMINSKA	POL	04 Oct 84	2	2:12.03 SB	935	4557
6	741	Nadine BROERSEN	NED	29 Apr 90	3	2:14.97 PB	893	4830
7	834	Alina FODOROVA	UKR	31 Jul 89	4	2:15.31 PB	888	4724
8	840	Ganna MELNICHENKO	UKR	24 Apr 83	5	2:18.40 SB	845	4587

INTERMEDIATE TIMES	200m	400m	600m
626 Brianne THEISEN EATON	29.94	1:02.36	1:35.54



PENTATHLON FINAL RESULTS

RECORDS	RESULT	NAME	COUNTRY	AGE	VENUE	DATE
World Indoor Record WIR	5013	Natallia DOBRYNSKA	UKR	30	Istanbul	9 Mar 2012
Championship Record CR	5013	Natallia DOBRYNSKA	UKR	30	Istanbul	9 Mar 2012
World Leading WL	4830	Nadine BROERSEN	NED	24	Sopot	7 Mar 2014
Area Indoor Record AIR	National Indoor Record NIR				Personal Best PB	Season Best SB

7 March 2014



PLACE	BIB	NAME	COUNTRY	POINTS	POINTS BEHIND LEADER	60 Metres Hurdles	High Jump	Shot Put	Long Jump	800 Metres
1	741	Nadine BROERSEN	NED	4830		8.32	1.93	14.59	6.17	2:14.97
				WL		1057 (3)	1145 (1)	833 (4)	902 (4)	893 (6)
							2202 (1)	3035 (1)	3937 (1)	4830 (1)
2	626	Brianne THEISEN EATON	CAN	4768	-62	8.13	1.84	13.86	6.13	2:10.07
				NIR		1100 (1)	1029 (5)	785 (6)	890 (5)	964 (2)
							2129 (2)	2914 (3)	3804 (3)	4768 (2)
3	834	Alina FODOROVA	UKR	4724	-106	8.52	1.84	15.05	6.26	2:15.31
				PB		1013 (7)	1029 (3)	864 (1)	930 (3)	888 (7)
							2042 (5)	2906 (4)	3836 (2)	4724 (3)
4	854	Sharon DAY-MONROE	USA	4718	-112	8.43	1.84	14.95	5.94	2:09.80
						1032 (4)	1029 (4)	858 (2)	831 (7)	968 (1)
							2061 (4)	2919 (2)	3750 (4)	4718 (4)
5	683	Claudia RATH	GER	4681	-149	8.43	1.78	13.66	6.37	2:10.29
				PB		1032 (4)	953 (7)	771 (7)	965 (1)	960 (3)
							1985 (7)	2756 (7)	3721 (6)	4681 (5)
6	616	Yana MAKSIMAVA	BLR	4651	-179	8.75	1.87	14.93	5.90	2:11.28
						963 (8)	1067 (2)	856 (3)	819 (8)	946 (4)
							2030 (6)	2886 (5)	3705 (7)	4651 (6)
7	840	Ganna MELNICHENKO	UKR	4587	-243	8.18	1.81	13.02	6.27	2:18.40
				SB		1088 (2)	991 (6)	729 (8)	934 (2)	845 (8)
							2079 (3)	2808 (6)	3742 (5)	4587 (7)
8	779	Karolina TYMINSKA	POL	4557	-273	8.50	1.75	14.36	6.07	2:12.03
				SB		1017 (6)	916 (8)	818 (5)	871 (6)	935 (5)
							1933 (8)	2751 (8)	3622 (8)	4557 (8)

RECORDS SET

FINAL

Men

Men Total

1	1	4	4	34
---	---	---	---	----

60 Metres

368	MATSENJWA Sibusiso - SWZ	6.88	h	1					NIR
416	PHIRI Gerald - ZAM	6.57	sf	3					NIR
418	MVUMVURE Gabriel - ZIM	6.60	sf	1					NIR
103	KAPISI Faresa - ASA	7.14	h	6					NIR
139	SU Bingtian - CHN	6.52	f						NIR
284	VÉLIZ Benjamín - NCA	7.27	h	4					NIR
233	GHASEMI Reza - IRI	6.58	h	4					NIR
416	PHIRI Gerald - ZAM	6.52	f						NIR

400 Metres

156	MASLÁK Pavel - CZE	45.24	f						NIR
-----	--------------------	-------	---	--	--	--	--	--	------------

800 Metres

369	KURALOV Farkhod - TJK	1:52.36	h	2					NIR
281	ETES Brice - MON	1:51.24	h	3					NIR

1000 Metres

378	KASYANOV Oleksiy - UKR	2:39.44	u	1					NIR
-----	------------------------	---------	---	---	--	--	--	--	------------

1500 Metres

305	ALMASSRI Wesam - PLE	3:53.84	h	2					NIR
359	KREVS Mitja - SLO	3:43.22	h	2					NIR
222	GOMEZ Aitor - GIB	4:07.34	h	3					NIR

3000 Metres

296	ROBERTSON Zane - NZL	7:44.16	h	2					NIR
-----	----------------------	---------	---	---	--	--	--	--	------------

60 Metres Hurdles

403	OSAGHAE Omo - USA	7.45	f					WL	
269	AL MANDEEL Abdulaziz - KUW	7.74	h	1					NIR
237	SHAKER Amir - IRQ	7.96	h	1					NIR
271	IONG Kim Fai - MAC	8.34	h	4					NIR
121	ACEBEY Nelson Camilo - BOL	8.48	h	3					NIR

High Jump

328	BARSHIM Mutaz Essa - QAT	2.38	f					AIR	NIR
-----	--------------------------	------	---	--	--	--	--	------------	------------

Long Jump

277	RIVERA Luis - MEX	8.01	q	A					NIR
122	DA SILVA Mauro Vinicius - BRA	8.28	f						NIR
321	STRZALKOWSKI Adrian - POL	8.18	q	A					NIR

Triple Jump

339	ADAMS Lyukman - RUS	17.37	f					WL	
-----	---------------------	-------	---	--	--	--	--	-----------	--

Shot Put

297	WALSH Tomas - NZL	21.26	f					AIR	NIR
297	WALSH Tomas - NZL	20.41	q	A					NIR
126	IVANOV Georgi - BUL	21.02	f						NIR
135	ELEMBA Franck - CGO	17.74	q	A					NIR

Heptathlon

391	EATON Ashton - USA	6632						WL		
117	VAN DER PLAETSEN Thomas - BEL	6259								NIR
119	KRAUCHANKA Andrei - BLR	6303								NIR

4x400 Metres Relay

USA	UNITED STATES - USA	3:02.13	f			WIR	CR	WL	AIR	NIR
NGR	NIGERIA - NGR	3:07.95	h	2					AIR	NIR
JAM	JAMAICA - JAM	3:03.69	f							NIR
UKR	UKRAINE - UKR	3:07.54	h	1						NIR

Women

Women Total

0	0	9	3	21
---	---	---	---	----

60 Metres

713	FRASER-PRYCE Shelly-Ann - JAM	6.98	f					WL		
634	TAEA Patricia - COK	7.93	h	5						NIR
757	DETENAMO Lovelite - NRU	7.94	h	1						NIR
829	AHYE Michelle-Lee - TTO	7.10	sf	3						NIR

800 Metres

870	PRICE Chanelle - USA	2:00.09	f					WL		
764	CICHOCKA Angelika - POL	2:00.37	h	1				WL		

1500 Metres

625	SIFUENTES Nicole - CAN	4:07.61	f							NIR
736	SAHOLINIRINA Eliane - MAD	4:19.64	h	1						NIR

60 Metres Hurdles

605	PEARSON Sally - AUS	7.79	h	1				WL		
760	LEWIS Yvette - PAN	7.91	h	2					AIR	NIR
816	FAYE Gnima - SEN	8.15	h	2						NIR
636	IVANCEVIC Andrea - CRO	8.10	h	3						NIR
636	IVANCEVIC Andrea - CRO	8.09	sf	1						NIR
645	IDLETTE Lavonne - DOM	8.16	h	3						NIR

High Jump

732	SPENCER Levern - LCA	1.95	q	A						NIR
771	LICWINKO Kamila - POL	2.00	f							NIR
741	BROERSEN Nadine - NED	1.93	u	A						NIR

Shot Put

758	ADAMS Valerie - NZL	20.67	f					WL		
758	ADAMS Valerie - NZL	20.11	q	A				WL		
628	DUCÓ Natalia - CHI	17.24	q	A						NIR

Pentathlon

741	BROERSEN Nadine - NED	4830						WL		NIR
626	THEISEN EATON Brianna - CAN	4768								NIR

4x400 Metres Relay

USA	UNITED STATES - USA	3:24.83	f					WL	AIR	NIR
USA	UNITED STATES - USA	3:29.06	h	2				WL		
NGR	NIGERIA - NGR	3:29.67	h	2					AIR	NIR
JAM	JAMAICA - JAM	3:29.43	h	2						NIR
JAM	JAMAICA - JAM	3:26.54	f							NIR
ITA	ITALY - ITA	3:31.99	h	1						NIR

MEN + WOMEN Total

1	1	13	7	55
---	---	----	---	----



MEDAL TABLE

FINAL

PLACE	COUNTRY	TOTAL	WOMEN		MEN		GOLD			SILVER			BRONZE		
			WOMEN	MEN	TOTAL	WOMEN	MEN	TOTAL	WOMEN	MEN	TOTAL	WOMEN	MEN		
1	USA UNITED STATES	12	5	7	8	4	4	2		2	2	1	1		
2	RUS RUSSIA	5	3	2	3	2	1	2	1	1					
3	ETH ETHIOPIA	5	2	3	2	1	1	2	1	1	1		1		
4	GBR GREAT BRITAIN & N.I.	6	3	3	1		1	2	1	1	3	2	1		
5	JAM JAMAICA	5	4	1	1	1		2	2		2	1	1		
6	POL POLAND	3	2	1	1	1		2	1	1					
7	CUB CUBA	3	1	2	1	1		1		1	1		1		
	CZE CZECH REPUBLIC	3	1	2	1		1	1	1		1		1		
	FRA FRANCE	3	1	2	1	1		1		1	1		1		
10	KEN KENYA	2	1	1	1		1	1	1						
11	NZL NEW ZEALAND	2	1	1	1	1					1		1		
	QAT QATAR	2		2	1		1				1		1		
	SWE SWEDEN	2	1	1	1	1					1		1		
14	BRA BRAZIL	1		1	1		1								
	DJI DJIBOUTI	1		1	1		1								
	GRE GREECE	1		1	1		1								
	NED NETHERLANDS	1	1		1	1									
18	GER GERMANY	3	1	2				3	1	2					
19	UKR UKRAINE	3	2	1				1	1		2	1	1		
20	BAH BAHAMAS	2	1	1				1		1	1	1			
	BLR BELARUS	2	1	1				1		1	1	1			
	CAN CANADA	2	2					1	1		1	1			
	CHN PR OF CHINA	2	1	1				1		1	1	1			
24	AUS AUSTRALIA	1	1					1	1						
	CIV IVORY COAST	1	1					1	1						
26	BRN BAHRAIN	1	1								1	1			
	BEL BELGIUM	1		1							1		1		
	MAR MOROCCO	1		1							1		1		
	SRB SERBIA	1	1								1	1			
	ESP SPAIN	1	1								1	1			

PLACING TABLE

FINAL

PLACE	POINTS	COUNTRY	Gold	Silver	Bronze	Fourth	Fifth	Sixth	Seventh	Eighth
1	142	USA UNITED STATES	8	2	2	4	5	3		3
2	67	POL POLAND	1	2		5	2	3	1	1
3	61	GBR GREAT BRITAIN & N.I.	1	2	3	3		1	1	1
	61	RUS RUSSIA	3	2		1	3		2	2
5	48	GER GERMANY		3			2	3	3	4
6	45	JAM JAMAICA	1	2	2		2		1	1
7	40	ETH ETHIOPIA	2	2	1		1			
8	33	UKR UKRAINE		1	2		2	1	1	1
9	30	CHN PR OF CHINA		1	1	1	2		2	
10	28	CZE CZECH REPUBLIC	1	1	1		1	1		
11	26	FRA FRANCE	1	1	1	1				
12	23	CUB CUBA	1	1	1				1	
13	21	BLR BELARUS		1	1			2	1	
	21	KEN KENYA	1	1		1				1
	21	NED NETHERLANDS	1			1	2			
16	20	BRA BRAZIL	1			2			1	
17	19	SWE SWEDEN	1		1		1			1
18	17	CAN CANADA		1	1				1	2
19	14	NZL NEW ZEALAND	1		1					
	14	QAT QATAR	1		1					
21	13	BAH BAHAMAS		1	1					
	13	GRE GREECE	1			1				
23	11	MAR MOROCCO			1	1				
24	9	RSA SOUTH AFRICA				1			2	
25	8	DJI DJIBOUTI	1							
26	7	AUS AUSTRALIA		1						
	7	BEL BELGIUM			1					1
	7	CIV IVORY COAST		1						
	7	TTO TRINIDAD AND TOBAGO					1	1		
30	6	BRN BAHRAIN			1					
	6	NGR NIGERIA					1		1	
	6	SRB SERBIA			1					
	6	ESP SPAIN			1					
34	5	POR PORTUGAL				1				
	5	ROU ROMANIA				1				
	5	SUI SWITZERLAND				1				
	5	TUR TURKEY				1				
38	4	BUL BULGARIA					1			
	4	ZAM ZAMBIA					1			
40	3	ALB ALBANIA						1		
	3	ARG ARGENTINA						1		
	3	AZE AZERBAIJAN						1		
	3	CRC COSTA RICA						1		
	3	CRO CROATIA						1		
	3	HUN HUNGARY						1		
	3	ITA ITALY						1		
	3	UAE UNITED ARAB EMIRATES						1		
48	2	MEX MEXICO							1	
	2	LCA SAINT LUCIA							1	
50	1	SVK SLOVAK REPUBLIC								1